

CONSILIUL JUDEȚEAN CLUJ	
Registru general	
Nr.	5657
Data	12.01.2021

**RAPORT EXPLICATIV  
PRIVIND DAREA DE SEAMA CONTABILA  
INCHEIATA LA DATA DE 31.12.2020**

**Prezentare Generala – Spitalul Clinic de Pneumoftiziologie Leon Daniello Cluj**

**Denumire, Sediul :** Spitalul Clinic de Pneumoftiziologie Leon Daniello, Cluj- Napoca,  
str. B.P. Hasdeu nr. 6 , cod postal : 400371

**Telefon Centrala :** 0264-597453

**Manager spital ; dr. Vasile Muresan :** tel / fax 0264- 592176 ,

**Director medical ;Dr.Boldeanu Daniela;**

**Director financiar contabil ; ec. Silasi Anca Elena ;** tel / fax 0264- 591263 ,

e-mail : [spital\\_pneumo@yahoo.com](mailto:spital_pneumo@yahoo.com)

website : [www.pneumocluj.ro](http://www.pneumocluj.ro)

**Structura Organizatorica :**

Spitalul are in structura 230 de paturi din care :

- 3 sectii clinice de pneumologie cu 140 de paturi din care 10 paturi TBC .
- O sectie de chirurgie toracica cu 30 de paturi din care 5 paturi compartiment ATI, singura sectie de profil din centrul universitar Cluj .
- 5 paturi spitalizare de zi
- Sectia Sanatoriala Pneumologie - TBC Savadisla cu 60 de paturi ( situat in comuna Savadisla la 20 km de Cluj )
- Laboratorul Clinic de Analize Medicale cu compartimentele de Hematologie, Biochimie, Micologie, Bacteriologia Non-Tuberculoasa , Citologie , Bacteriologia Tuberculozei. Performantele laboratorului au fost apreciate de catre expertii Organizatiei Mondiale a Sanatatii care ne-au vizitat incepand cu anul 1995. Rezultatele excelente au recomandat Laboratorul pentru numirea ca Laborator National de Referinta pentru micobacterii (OMS 733/1997; OMS 91/2002; HG 292/2007 ). Laboratorul de analize medicale a fost dotat in decursul timpului cu echipament modern, circuitele au fost refacute astfel incat sa se realizeze cerintele standardului SREN ISO/CEI 17025/2007. Pentru activitatile desfasurate in compartimentul de bacteriologie a tuberculozei laboratorul este acreditat RENAR din anul 2007 si reacreditat conform standard SREN ISO/CEI 15189/2007 din decembrie 2011 pentru activitatile referitoare la diagnosticul bacteriologic al tuberculozei ( microscopie , cultura si antibiograma).
- Laboratorul de Bronhologie, dotat cu aparatura video-endoscopica moderna care desfasoara activitati diagnostice si terapeutice, fiind singurul Laborator de profil din Centrul Universitar Cluj .
- Laboratorul de Radiologie si Imagistica Medicala, dotat cu 3 aparate noi de radiologie
- Laboratorul de Explorari functionale
- Dispensarul TBC Cluj, functioneaza cu 3 cabinete de consultatii adulti, un cabinet consultatii copii , compartiment de radiologie si un punct de laborator pentru diagnostic bacteriologic al tuberculozei. Dispensarul TBC are rol de for metodologic judetean in activitatile de profil

Spitalul Clinic de Pneumoftiziologie „Leon Daniello” Cluj-Napoca constituie în același timp bază de învățământ și cercetare științifică medicală care consolidează calitatea actului medical cu respectarea drepturilor pacienților, a eticii și deontologiei medicale.

Spitalul Clinic de Pneumoftiziologie „Leon Daniello” Cluj-Napoca asigură prin secțiile clinice și serviciile din structură asistență medico-chirurgicală complexă, curativă, preventivă și de recuperare a pacienților cu afecțiuni respiratorii non-tuberculoase (BPOC, Astm bronic, patologie tumorală malignă și benignă, pleurezii, supurații bronho-pulmonare, etc.) din Județul Cluj și județele limitrofe.

Sectia Clinica de Chirurgie Toracica asigura asistenta medicala curativa pentru pacientii cu tumori maligne si benigne, pneumotorax, traumatisme toracice, etc. asigurand prin linia de garda permanenta in acest domeniu si colaborand cu Unitatea de Primiri Urgente (UPU) a Spitalului Clinic Judetean Cluj.

#### **Structura de Personal :**

Spitalul functionaza cu un numar de 513 de angajati, din care : 39 medici, 265 medici rezidenti, 104 personal mediu sanitar ( asistente medicale, registratori medicali, statistica medicala ), 64 personal auxiliar sanitar (infirmiere, ingrijitoare, brancardier), 21 muncitori ( paza, intretinere centrala termica, statie oxigen, statie clorinare, statie epurare, spalatoarea, lenjerese, ingrijitor spatii verzi si curatenie, bloc alimentar, birouri si cabinete etc.), 2 farmacisti, 1 psiholog, 1 KINETOTERAPEUT, 1 preot, 15 personal TESA.

#### **Principii, politici si metode contabile**

Contabilitatea institutiei noastre este organizata si condusa cu respectarea stricta a principiilor de baza a contabilitatii, conform prevederilor Legii contabilitatii nr. 82/1991 (republicata cu modificarile si completarile ulterioare), OMF 1.917/2005 pentru aprobarea Normelor metodologice privind organizarea si conducerea contabilitatii institutiilor publice, operatiunile economico-financiare, fiind consemnate in documente legale si contabilizate corect.

Scopul politicilor contabile este de a stabili metode contabile (metode detaliate de evaluare, masurare, si constatare) alese dintr-un cadru general acceptate de legislatia in vigoare, care sa fie utilizate permanent si care sa ofere o imagine fidela a institutiei publice, a pozitiei sale financiare, a performantelor sale si a evolutiei pozitiei sale financiare.

Evidenta contabila este condusa de personal calificat si autorizat, in conformitate cu Legea contabilitatii nr.82/1991 cu modificarile ulterioare, operatiunile economice derulate in cursul anului sunt evidentiata in contabilitate cronologic si sistematic in baza documentelor justificative.

Contabilitatea institutiei se tine in partida dubla si urmareste sa asigure informatii ordonatorilor de credite cu privire la executia bugetelor de venituri si cheltuieli, patrimoniul aflat in administrare cat si informatii privind performantele financiare si fluxurile de trezorerie.

Contabilitatea analitica este organizata conform normelor contabile, intocmindu-se balanta analitica pentru conturile de furnizori, creante, clienti, debitori, materiale.

Datele din contabilitatea analitica se preiau in contabilitatea sintetica dupa care se intocmeste balanta de verificare.

Reglementari contabile aplicate la intocmirea si prezentarea situatiilor financiare la data de 31 decembrie 2016

Ordin.1780/19.12.2014

Legea contabilitatii; nr.82 /1991 republicata,

- Ordinul Ministerului Finantelor Publice nr.1917/2005
- Ordinul Ministerului Finantelor Publice nr. 2985 / 16.12.2011
- Ordinul 479 / 05.04.2012

Situațiile financiare prezentate cuprind :

- Anexa 1 "Bilant "
- Anexa 2 "Contul de rezultat patrimonial "
- Anexa 3 "Situatia fluxurilor de trezorerie "
- Anexa 4 " Situatie fluxurilor de trezorerie ( Banci )
- Anexa 7 si 11 "Contul de executie a bugetului institutiilor publice – Cheltuieli "
- Anexa 9 "Contul de executie a bugetului institutiilor publice – Venituri "
- Anexa 40 b " Situatie activelor si datoriilor financiare ale institutiilor publice "
- Situatie soldurilor conturilor de Trezorerie .
- Raportul privind exercitarea controlului financiar preventiv propriu
- Balanta de verificare la data de 31.03.2020
- Note explicative
- Raport explicativ
- Declaratie cu prevederile art. 30 din legea contabilitatii 82/1991
- Situatie sintetice a rezultatelor autoevaluării.
- OMFP NR.4075 / 18.12.2015 –Norme metodologice privind incheierea exercitiului bugetar al anului 2015.

Au fost respectate Normele metodologice privind conducerea contabilității și întocmirii bilanțului contabil și a situațiilor financiare conform Ordinului nr.2985/16.12.2011 și 479 / 05.04.2012, în conformitate cu următoarele principii contabile:

- *Principiul continuitatii activitatii* – Spitalul isi va continua activitatea de asistenta medicala în mod normal, fara reducerea semnificativa a acesteia .
- *Principiul permanentei metodelor si a comparabilitatii informatiilor* – s-au aplicat aceleasi reguli, metode, norme privind evaluarea, înregistrarea în contabilitate a elementelor patrimoniale, asigurând comparabilitatea în timp a informatiilor .
- *Principiul prudentei* – evaluarea s-a facut pe o baza prudenta  
Metoda de evaluare a activelor fixe si circulante :
  - evaluarea cladirilor s-a efectuat de catre un expert autorizat in anul 2008 si in anul 2011;
  - evaluarea terenurilor nu s-a efectuat , din lipsa de fonduri iar suprafata terenului dat in administrare spitalului nostru de catre Consiliul Judetean Cluj, nu este delimitat de terenul ce apartine de Spitalul Judetean de Urgenta Cluj .
- *Principiul contabilitatii pe baza de angajamente* – au fost luate în considerare toate veniturile si cheltuielile exercitiului, fara a se tine seama de data încasării sau de efectuarea plății;
- *Principiul evaluării separate a elementelor de activ si de datorii* – elementele de activ si de datorii au fost evaluate separat .  
Debitorii înregistrați în evidența contabilă sunt cerți și reflectă corect debitele, stabilite conform prevederilor legale ;  
Creanțele înregistrate în evidența contabilă sunt certe și au fost constituite conform prevederilor legale ;
- *Principiul intangibilitatii exercitiului* – Soldurile existente la 31.12.2016 au fost preluate corect in luna ianuarie 2017, verificandu-se acestea in primele luni ale anului 2017
- *Principiul necompensarii* – Nu s-au efectuat compensări între conturile bilanțiere și nici între conturile de venituri și cheltuieli ; Conturile reprezentând creanțele și obligațiile au fost inventariate și analizate constatându-se că acestea sunt reale, certe și neprescise ; Obligațiile de plată către terți (furnizori) sunt obligații de plată curente ce urmează a fi onorate la termenele de scadență ;

Spitalul nu are datorii restante (arierate).

- *Principiul materialitatii (pragului de semnificatie)* – la intocmirea situatiilor financiare au fost luate in considerare toate elementele semnificative si nesemnificative .
- *Principiul prevalentei economicului asupra juridicului* – informatiile prezentate în situatiile financiare reflecta realitatea economica a evenimentelor, nu numai forma lor juridica, asa cum reiese din documentele justificative;

Contul de rezultat patrimonial reflectă fidel veniturile și cheltuielile aferente perioadei raportate ;

Moneda de raportare : Situatiile financiare sunt intocmite in lei .  
Metoda de amortizare a activelor fixe : prin amortizare lineara  
Politica de imprumuturi , existenta contractelor de leasing ; - nu este cazul  
Inregistrarea castigurilor si pierderilor de curs valutar ; nu este cazul .

Execuția bugetului de venituri și cheltuieli al instituției s-a efectuat cu respectarea prevederilor Legii nr. 500/11.07.2002 privind finanțele publice, precum și a Ordinului MF nr. 1.792/24.12.2002 privind angajarea, lichidarea, ordonanțarea și plata cheltuielilor bugetare ;

Operațiunile patrimoniale ale instituției au fost înregistrate în evidența contabilă numai după ce acestea au fost supuse vizei de control financiar preventiv, exercitată conform prevederilor OMF nr. 923/16.04.2003 ;OMF NR.4075/2015.

Manager  
Dr. Vasile Muresan

3ex.MA/MV



Director Financiar Contabil  
Ec. Silasi Anca Elena

## NOTA EXPLICATIVA

### Privind cresterile Semnificative ale sumelor raportate in Bilantul incheiat la 31.12.2020

#### Analiza soldurilor din „ Bilant”

Randul 22 – Creante comerciale si avansuri – la 31.12.2020 prezinta un sold final de 6.678.320 lei reprezentand soldul conturilor:

- Ct.411 « Clienti » prezinta un sold final debitor de 6.444.980 lei, din care servicii medicale CAS Cluj 6.424.493 , diferenta de 20.487 lei reprezinta servicii medicale interclinice pe anul 2019 si 2020 de la restul spitalelor, studii clinice.
- Ct.461 « Debitori » prezinta un sold final de 323.340 lei , suma de 318.162 reprezentand debitori din sume achitate pentru concedii medicale pentru care fondul constituit conform dispozitiilor legale nu a fost suficient, iar suma de 5.178 reprezinta debitori Alex Rom.

Randul 61 – Datorii comerciale si avansuri – la 31.12.2020 prezinta un sold final de 41.362 lei, reprezentand soldul conturilor :

- Ct. 401 « Furnizori » la sfarsitul perioadei prezinta un sold creditor de 41.362 lei reprezentand datorii curente ,facturi inregistrate pana la 31.12.2020 ce urmeaza a fi achitate in cursul lunii IANUARIE 2021.

Randul 63.1-Contributii sociale-la 31.12.2020 prezinta un sold final de 1.800.748 lei reprezentand soldul contului :

- Ct.431<Asigurari sociale> la sfarsitul perioadei prezinta un sold creditor 1.800.748 lei , reprezentand asigurari sociale si contributiile aferente pentru luna martie 2020 care se vor achita in luna aprilie 2020.

Randul 72 – Salariile angajatiilor si contributiile aferente » - la 31.12.2020 prezinta un sold final creditor de 2.809.337 lei, care reprezinta salariile angajatiilor si contributiile aferente pentru luna decembrie 2020 , care se vor achita in luna ianuarie 2020.

La sfarsitul trimestrului IV 2020 ,unitatea noastra nu inregistreaza datorii care depasesc termenul prevazut de lege sau contract .

Manager,  
Dr.Vasile Muresan



Director Financiar Contabil  
Ec.Silasi Anca Elena





## SPITALUL CLINIC DE PNEUMOFIZIOLOGIE „LEON DANIELLO” CLUJ-NAPOCA

Nr. 566 / Data 28.01.2021

Manager,  
Dr. Vasile Mureșan

### RAPORT

asupra sistemului de control intern managerial la data de 31 decembrie 2020

În temeiul prevederilor art. 4 alin. (3) din Ordonanța Guvernului nr. 119/1999 privind controlul intern/manAGERIAL și controlul financiar preventiv, republicată, cu modificările și completările ulterioare, subsemnatul Dr. Vasile Mureșan, în calitate de manager al Spitalului Clinic de Pneumofiziologie „Leon Daniello” Cluj-Napoca, declar că Spitalului Clinic de Pneumofiziologie „Leon Daniello” Cluj-Napoca dispune de un sistem de control intern managerial ale cărui concepere și aplicare permit parțial (și, după caz, consiliului de administrație) să furnizeze o asigurare rezonabilă că fondurile publice gestionate în scopul îndeplinirii obiectivelor generale și specifice au fost utilizate în condiții de legalitate, regularitate, eficacitate, eficiență și economicitate.

Această declarație se întemeiază pe o apreciere realistă, corectă, completă și demnă de încredere asupra sistemului de control intern managerial al entității, formulată în baza autoevaluării acestuia.

Sistemul de control intern managerial cuprinde parțial mecanisme de autocontrol, iar aplicarea măsurilor privind creșterea eficacității acestuia are la bază evaluarea riscurilor.

În acest caz, menționez următoarele:

- Comisia de monitorizare este funcțională;
- Programul de dezvoltare a sistemului de control intern managerial este parțial implementat și actualizat anual;
- Procesul de management al riscurilor este parțial organizat și monitorizat;
- Procedurile documentate sunt elaborate în proporție de 91.3% din totalul activităților procedurale inventariate;
- Sistemul de monitorizare a performanțelor este stabilit și evaluat pentru obiectivele și activitățile entității, prin intermediul unor indicatori de performanță.

Pe baza rezultatelor autoevaluării apreciez că la data de 31 decembrie 2020, sistemul de control intern managerial al Spitalului Clinic de Pneumofiziologie „Leon Daniello” Cluj-Napoca este parțial conform limitat cu standardele cuprinse în Codul controlului intern managerial.

Precizez că declarațiile cuprinse în prezentul raport sunt formulate prin asumarea responsabilității manageriale și au drept temei datele, informațiile și constatările consemnate în documentația aferentă autoevaluării sistemului de control intern managerial, precum și raportările transmise de către entitățile subordonate/în coordonare/sub autoritate.



Anexa 4.2

SPITALUL CLINIC DE PNEUMOFIZIOLOGIE „LEON DANIELLO” CLUJ-NAPOCA

Aprobat,  
 Președintele Comisiei de Monitorizare,  
 Conf. Dr. Man Milena

SITUAȚIA SINTETICĂ A REZULTATELOR EVALUĂRII

Denumirea standardului	Numărul compartimentelor la care standardul este aplicabil	Din care compartimentul în care standardul este:			Lanivelul entității publice standardul este:
		I <sup>(1)</sup>	PI	NI	
1	2	3	4	5	6
Total număr compartimente:					
Standardul 1 – Etica și integritatea	18	18			I
Standardul 2 – Atribuții, funcții, sarcini	18	18			I
Standardul 3 – Competența , performanța	18	18			I
Standardul 4 – Structura organizatorică	18	18			I
II. Performanțe și managementul riscului					
Standardul 5 – Obiective	18	17	1		PI
Standardul 6 – Planificarea	18	18			I
Standardul 7 – Monitorizarea performanțelor	18	18			I
Standardul 8 – Managementul riscului	18		18		PI
III. Activități de control					
Standardul 9 – Proceduri	18	18			I
Standardul 10 – Supravegherea	18	18			I
Standardul 11 – Continuitatea activității	18	18			I
IV. Informarea și comunicarea					
Standardul 12 – Informarea și comunicare	18	18			I
Standardul 13 – Gestionarea documentelor	18	17	1		I
Standardul 14 – Raportarea	1	1			I

contabilă și financiară					
V. Evaluare și audit					
Standardul 15 – Evaluarea sistemului de control intern managerial	18	18			I
Standardul 16 – Auditul intern	0	0			NA
Gradul de conformitate a sistemului de control intern managerial cu standardele: <b>parțial conform limitat</b>					


Măsuri de adoptat

- Intesificarea eforturilor pentru creșterea gradului de implementare a standardelor
- Revizuirea anuală a procedurilor operaționale
- Revizuirea anuală a registrului riscurilor
- Actualizarea documentelor de organizare și funcționare în funcție de modificările legislative
- Stabilirea obiectivelor specifice pe fiecare compartiment astfel încât să răspunda pachetului de cerinte SMART


Elaborat

Secretariat Tehnic Comisia de Monitorizare

Dr. Maierean Anca – Diana







Semnătură validă

Digitally signed by Ministerul  
Finanțelor Publice  
Date: 2021.12.07:56:20 EET  
Reason: Document MFP

## Nota 39 Datorii

La luna DEC-2020

CUI Institutie Publica: 4354540

Institutie publica: SPITALUL CLINIC DE PNEUMOFTIZIOLOGIE LEON DANIELLOCLUJ-  
NAPOCA

Sector bugetar: 02

Sursa finantare:

F

—lei—

Cod rand	DENUMIRE INDICATORI	Sold la începutul perioadei	Sold la sfârșitul perioadei
A	B	1	2
01	Datorii necurente - sume ce urmează a fi plătite după o perioadă mai mare de un an	X	X
04	Total (rd.02+rd.03)	0,00	0,00
05	Datorii curente - sume ce urmează a fi plătite într-o perioadă mai mică de un an	X	X
06	datorii comerciale	11.856,35	41.362,14
07	datorii catre bugete	284.157,77	328.154,00
09	alte datorii curente	225,66	5.673,69
11	salariile, contributi si alte drepturi sociale	3.896.542,26	4.610.085,27
12	Total (rd.06+07+08+09+10+11)	4.192.782,04	4.985.275,10





Semnătură validă

Digitally signed by Ministerul  
Finanțelor Publice  
Date: 2021.12.09:43:09 EET  
Reason: Document MFP

## Nota 36 Provizioane

La luna DEC-2020

CUI Institutie Publica: 4354540

Institutie publica: SPITALUL CLINIC DE PNEUMOFIZIOLOGIE LEON DANIELLOCLUJ-NAPOCA

Sector bugetar: 02

Sursa finantare:

--lei--

Cod rand	EXPLICATIE	Sold la începutul anului	Cresteri	Descrasteri	Sold la sfârșitul perioadei
A	B	1	2	3	4
01	PROVIZIOANE PE TERMEN LUNG - sume ce urmează a fi plătite după o perioadă mai mare de un an	X	X	X	X
07	Total ( rd. 02+03+04+05+06)	0,00	0,00	0,00	0,00
08	PROVIZIOANE PE TERMEN SCURT - sume ce urmează a fi plătite într-o perioadă de până la un an	X	X	X	X
14	Total (rd.09+10+11+12+13)	0,00	0,00	0,00	0,00





Semnătură validă

Digitally signed by Ministerul  
Finanțelor Publice  
Date: 2021.12.03 07:59:10 EET  
Reason: Document MFP

## Nota 38 Creante

La luna DEC-2020

CUI Instructie Publica: 4354540

Instructie publica: SPITALUL CLINIC DE  
PNEUMOTIZIOLOGIE LEON DANIELLOCLUJ-NAPOCA

Sector bugetar: 02

Sursa finantare:

F

--lei--

Cod rand	DENUMIRE INDICATORI	Sold la începutul perioadei	Sold la sfârșitul perioadei
A	B	1	2
01	Creanțe necurente - sume ce urmează a fi încasate după o perioadă mai mare de un an	X	X
04	Subtotal (rd.02+rd.03)	0,00	0,00
06	Total (rd.04 -rd. 05)	0,00	0,00
07	Creanțe curente - sume ce urmează a fi încasate într-o perioadă mai mică de un an	X	X
08	creante comerciale	7.304.678,14	6.768.320,18
10	creante din operatiuni cu fonduri externe nerambursabile	0,00	0,00
11	alte creante	6.000,00	0,00
12	Subtotal (rd.08+rd.09+rd.10+rd.11)	7.310.678,14	6.768.320,18
14	Total (rd.12-rd.13)	7.310.678,14	6.768.320,18
15	Ajustări pentru deprecierea creanțelor	X	
16	Sold la începutul anului (rd.05+ rd.13) col.1	0,00	
17	Creșteri	0,00	
18	Descreșteri (anulare/diminuare)	0,00	
19	Sold la finele perioadei (rd.19 = rd.16+rd.17-rd.18) / (rd.19=rd.05+rd.13) col.2	0,00	



## BILANT

incheiat la 31.12.2020

- lei -

Nr. rand	Denumirea indicatorilor	Cod	Sold la:	
			inceputul anului	sfarsitul perioadei
A	B	C	1	2
	ACTIVE	01		
	ACTIVE NECURENTE	02		
	Active fixe necorporale (ct.2030000+2050000+2060000+2080100+2080200+ 2330000 -2800300-2800500-2800800-2900400-2900500-2900800-2930100*)	03	143278	
	Instalatii tehnice, mijloace de transport, animale, plantatii, mobilier, aparatura birotica si alte active corporale (ct.2130100+2130200+2130300+2130400+2140000+ 2310000 -2810300-2810301-2810302-2810303-2810304-2810400-2910300- 2910301-2910302-2910303-2910304-2910400-2930200*)	04	8565452	9069115
	Terenuri si cladiri (cct. 2110100+2110200+2120101+2120102+2120201+2120301+ 2120401+2120501+2120601+2120901+2310000-2810100-2810200 -2810201-2810202-2810203-2810204-2810205-2810206-2810207- 2810208-2910100-2910200-2910201-2910202-2910203-2910204-2 910205-2910206-2910207-2910208-2930200)	05	40352985	41813612
	Alte active nefinanciare (ct.2150000)	06		
	Active financiare necurente (investitii pe termen lung) peste un an (ct.2600100+2600200+2600300+2650000+ 2670201+ 2670202+ 2670203+2670204+2670205+2670208 -2960101-2960102 -2960103 -2960200), din care: 2678+2679- 296) din care:	07		
	Titluri de participare (ct.2600100+2600200+2600300-2960101-2960102-2960103)	08		
	Creante necurente – sume ce urmeaza a fi încasate dupa o perioada mai mare de un an (ct.4110201+4110208+4130200+4280202+4610201+ 4610209 - 4910200 - 4960200), din care:	09		
	Creante comerciale necurente – sume ce urmeaza a fi încasate dupa o perioada mai mare de un an (ct 4110201+4110208+4610201+4610209 - 4910200 -4960200)	10		
	TOTAL ACTIVE NECURENTE (rd.03+04+05+06+07+09)	15	49061715	50882727
	ACTIVE CURENTE	18		
	Stocuri (ct. 3010000+3020100+3020200+3020300+3020400+3020500+ 3020600+3020700+3020800+3020900+3030100+3030200+ 3040100+3040200+3050100+3050200+3070000+3090000+ 3310000+3320000+3410000+3450000+3460000+3470000+ 3490000+3510100+3510200+3540100+3540500+3540600+ 3560000+3570000+3580000+3590000+3610000+3710000+ 3810000+/-3480000+/-3780000-3910000-3920100-3920200-392030 0-3930000-3940100-3940500-3940600-3950100-3950200-3950300 -3950400-3950600-3950700-3950800-3960000-3970000-3970100- 3970200-3970300-3980000-4420803)	19	4376699	5882066
	Creante curente – sume ce urmeaza a fi încasate într-o perioada mai mica de un an-	20		
	Creante din operatiuni comerciale, avansuri si alte decontari (ct.2320000+2340000+4090101+4090102+4110101+ 4110108+ 4130100+ 4180000+4250000+4280102+ 4610101+ 4610109 +4730109**+4810101+ 4810102+ 4810103+4810200+ 4810300+4810900+ 4820000+ 4830000 + 4890000 - 4910100-	21	7310678	6768320

A	B	C	1	2
	4960100+5120800), din care:			
	Decontari privind încheierea executiei bugetului de stat din anul curent (ct. 4890101+4890301)	21.1		
	Creante comerciale si avansuri (ct.2320000+2340000+4090101+4090102+ 4110101+ 4110108+4130100 +4180000+4610101+4610109 -4910100 - 4960100), din care :	22	7304678	6768320
	Avansuri acordate (ct.2320000+2340000+4090101+4090102)	22.1		
	Creante bugetare (ct. 4310100**+4310200**+4310300**+4310400**+ 4310500**+4310700**+4370100**+4370200**+ 4370300**+ 4420400+4420800**+ 4440000**+ 4460000** 4480200+ 4610102+ 4630000+4640000 + 4650100+4650200+4660401+ 4660402+ 4660500+4660900+ 4810101**+ 4810102**+ 4810103**+ 4810900**+4820000** - 4970000), din care:	23		
	Creantele bugetului general consolidat (ct.4630000+4640000+4650100+4650200+4660401+4660402+4660500+ 4660900 - 4970000)	24		
	Creante din operatiuni cu fonduri externe nerambursabile si fonduri de la buget (ct.4500100+4500300+4500501+4500502+4500503+4500504+ 4500505+4500700+ 4510100+4510300 + 4510500 +4530100+ 4540100+4540301+4540302+ 4540501+4540502+4540503+ 4540504+4550100+ 4550301+4550302+4550303+ 4560100+ 4560303+ 4560309+4570100+4570201+4570202+4570203+4570205+4570206+4570209+4570301+4570302+ 4570309+4580100+ 4580301+4580302+ 4610103+ 4730103** +4740000+4760000), din care:	25		
	Sume de primit de la Comisia Europeana (ct.4500100+4500300+4500501+4500502+4500503+ 4500504+4500505+4500700)	26		
	Împrumuturi pe termen scurt acordate (ct.2670101+2670102+2670103+2670104+2670105+ 2670108+2670601 +2670602+ 2670603+2670604+ 2670605+ 2670609+4680101+ 4680102 +4680103+ 4680104 +4680105+4680106+4680107+ 4680108+ 4680109 + 4690103+4690105+ 4690106+4690108+ 4690109)	27		
	Total creante curente (rd. 21+23+25+27)	30	7310678	6768320
	Investitii pe termen scurt (ct.5050000-5950000)	31		
	Conturi la trezorerii si institutiile de credit :	32		
	Conturi la trezorerie, casa în lei (ct. 5100000+5120101+5120501+5130101+5130301+5130302+5140101+5140301+5140302+5150101+5150103+5150301+5150500+5150600+5160101+5160301+5160302+5170101+5170301+5170302+5200100+5210100+5210300+5230000+5250101+5250102+5250301+5250302+5250400+5260000+5270000+5280000+5290101+5290201+5290301+5290400+5290901+5310101+5500101+5510000+5520000+5550101+5550400+5570101+5580101+5580201+5590101+5600101+5600300+5600401+5610100+5610300+5620101+5620300+5620401+5710100+5710300+5710400+5740101+5740102+5740301+5740302+5740400+5750100+5750300+5750400-7700000)	33	1971201	873825
	Dobânda de încasat, alte valori, avansuri de trezorerie (ct.5180701+5320100+5320200+5320300+5320400+ 5320500+5320600+ 5320800+5420100)	33.1	311	224
	depozite	34		
	Conturi la institutiile de credit, BNR, casa în valuta (ct. 5110101+5110102+5120102+5120402+5120502+5130102+5130202+5140102+5140202+5150102+5150202+5150302+5160102+5160202+5170102+5170202+5290102+5290202+5290302+5290902+5310402+5410102+5410202+5500102+5550102+5550202+5570202+5580102+5580202+5580302+5580303+5590102+5590202+5600102+5600103+5600402+5620102+5620103+5620402)	35	91606	93541
	Dobânda de încasat, avansuri de trezorerie (ct.5180702+5420200)	35.1		

A	B	C	1	2
	depozite	36		
	Total disponibilitati si alte valori (rd.33+33.1+35+35.1)	40	2063118	967590
	Conturi de disponibilitati ale Trezoreriei Centrale si ale trezoreriilor teritoriale (ct. 5120600+5120700+5120901+5120902+5121000+5240100+5240200+5240300+5550101+5550102+5550103 -7700000)	41		
	Dobânda de încasat, alte valori, avansuri de trezorerie (ct. 5320400+5180701+5180702)	41.1		
	Cheltuieli în avans (ct. 4710000 )	42		
	TOTAL ACTIVE CURENTE (rd.19+30+31+40+41+41.1+42)	45	13750495	13617976
	TOTAL ACTIVE (rd.15+45)	46	62812210	64500703
	DATORII	50		
	DATORII NECURENTE- sume ce urmeaza a fi platite dupa o perioada mai mare de un an	51		
	Sume necurente- sume ce urmeaza a fi platite dupa o perioada mai mare de un an (ct.2690200+4010200+4030200+4040200+4050200+4280201+4620201+ 4620209 + 5090000), din care:	52		
	Datorii comerciale (ct.4010200+4030200+ 4040200+4050200+4620201+ 4620209)	53		
	Împrumuturi pe termen lung (ct.1610200+1620200+1630200+1640200+1650200 +1660201+1660202+1660203+ 1660204+1670201+ 1670202+1670203 +1670208 +1670209-1690200)	54		
	Provizioane (ct. 1510201+1510202+1510203+1510204+1510208)	55		
	TOTAL DATORII NECURENTE (rd.52+54+55)	58		
	DATORII CURENTE - sume ce urmeaza a fi platite într-o perioada de pana la un an	59		
	Datorii comerciale, avansuri si alte decontari (ct.2690100+4010100+4030100+4040100+4050100+ 4080000+4190000+ 4620101+4620109 +4730109+ 4810101+4810102+4810103+4810200+ 4810300+ 4810900+4820000+4830000+4890000+ 5090000+ 5120800), din care:	60	12082	47036
	Decontari privind încheierea executiei bugetului de stat din anul curent (ct. 4890201)	60.1		
	Datorii comerciale si avansuri (ct. 4010100+4030100+4040100+4050100+ 4080000+ 4190000+4620101+ 4620109), din care:	61	11856	41362
	Avansuri primite	61.1		
	Datorii catre bugete (ct. ct. 4310100+4310200+4310300+4310400+4310500+4310600+4310700+4370100+4370200+4370300+4400000+4410000+4420300+4420801+4440000+4460100+4460200+4480100+4550501+4550502+4550503+4620109+4670100+4670200+4670300+ 4670400+4670500+4670900+ 4730109+4810900), din care:	62	1813415	2128902
	Datoriile institutiilor publice catre bugete	63		
	Contributii sociale (ct. 4310100+4310200+4310300+4310400+4310500+4310600+4310700+4370100+4370200+4370300)	63.1	1529257	1800748
	Sume datorate bugetului din Fonduri externe nerambursabile (ct.4550501+4550502+4550503)	64		
	Datorii din operatiuni cu Fonduri externe nerambursabile si fonduri de la buget, alte datorii catre alte organisme internationale (ct. 4500200+4500400+4500600+4510200+4510401+4510402+4510409+4510601+4510602+4510603+4510605+4510606+4510609+4520100+4520200+4530200+4540200+4540401+4540402+4540601+4540602+4540603+4550200+4550401+4550402+4550403+4550404+4550409+4560400+4580401+4580402+4580501+4580502+4590000+4620103+ 4730103+ 4760000)	65		
	din care: sume datorate Comisiei Europene	66		

A	B	C	1	2
	(ct.4500200+4500400+4500600+4590000+4620103)			
	Împrumuturi pe termen scurt - sume ce urmeaza a fi platite într-o perioada de până la un an (ct.5180601+5180603+5180604+5180605+5180606 + 5180608+5180609+5180800+5190101+5190102 + 5190103+ 5190104+5190105+ 5190106+ 5190107+ 5190108+5190109+5190110+5190180+ 5190190 )	70		
	Împrumuturi pe termen lung – sume ce urmeaza a fi platite în cursul exercitiului curent (ct.1610100+1620100+1630100+1640100+1650100+ 1660101+1660102 +1660103+1660104+1670101+ 1670102+1670103+1670108+1670109+ 1680100 + 1680200+1680300 +1680400+1680500+1680701+ 1680702+ 1680703+1680708+1680709 -1690100)	71		
	Salariile angajatilor (ct.4210000+4230000+4260000+4270100+4270300+4280101)	72	2367285	2809337
	Alte drepturi cuvenite altor categorii de persoane (pensii, indemnizatii de somaj, burse) (ct.4220100+4220200+4240000+4260000+4270200+4270300+4290000+4380000), din care:	73		
	Pensii, indemnizatii de somaj, burse	73.1		
	Venituri in avans (ct.4720000)	74		
	Provizioane (ct. 1510101+1510102+1510103+1510104+1510108)	75		
	TOTAL DATORII CURENTE (rd.60+62+65+70+71+72+73+74+75)	78	4192782	4985275
	TOTAL DATORII (rd.58+78)	79	4192782	4985275
	ACTIVE NETE = TOTAL ACTIVE – TOTAL DATORII = CAPITALURI PROPRII (rd.80= rd.46-79 = rd.90)	80	58619428	59515428
	CAPITALURI PROPRII	83		
	Rezerve, fonduri (ct.1000000+1010000+1020101+1020102+1030000+1040101+1040102+1050100+1050200+1050300+1050400+1050500+ 1060000+1320000+ 1330000+1390100)	84	40642290	42102916
	Rezultatul reportat (ct.1170000- sold creditor)	85	8044739	17937670
	Rezultatul reportat (ct.1170000- sold debitor)	86		
	Rezultatul patrimonial al exercitiului (ct.1210000- sold creditor)	87	9932399	
	Rezultatul patrimonial al exercitiului (ct.1210000- sold debitor)	88		525158
	TOTAL CAPITALURI PROPRII (rd.84+85-86+87-88)	90	58619428	59515428


Manager

Dr. Muresan Vasile



Director Financiar Contabil

Ec.Silasi Anca Elena



Semnătură validă

Digitally signed by Ministerul  
Finanțelor Publice  
Date: 2021.12.31 10:31:08 EET  
Reason: Document MFP

## BILANT

La luna: DEC-2020

CUI Institutie Publica: 4354540

Institutie publica: SPITALUL CLINIC DE PNEUMOFTIZIOLOGIE LEON DANIELLOCLUJ-  
NAPOCA

Sector bugetar: 02

Sursa finantare:

F

--lei--

Cod rand	DENUMIRE INDICATORI	Sold la începutul perioadei	Sold la sfârșitul perioadei
A	B	1	2
01	ACTIVE	X	X
02	Active necurente	X	X
03	Active fixe necorporale	143.277,53	0,00
04	Active fixe corporale	48.918.436,84	50.882.726,36
07	Total active necurente (rd.03+04+05+06)	49.061.714,37	50.882.726,36
08	Active curente	X	X
09	Stocuri	4.376.698,67	5.882.066,38
10	Creante	7.310.678,14	6.768.320,18
11	Active financiare	0,00	0,00
12	Disponibilitati	2.062.807,28	967.366,31
13	Alte valori si avansuri de trezorerie	311,00	223,50
15	Total active curente (rd.09+10+11+12+13+14)	13.750.495,09	13.617.976,37
16	Total active (rd.07+15)	62.812.209,46	64.500.702,73
17	DATORII	X	X
18	Datorii necurente	X	X
22	Total datorii necurente (rd.19+20+21)	0,00	0,00
23	Datorii curente	X	X
24	Datorii comerciale si alte datorii	296.239,78	375.189,83
25	Imprumuturi pe termen scurt	0,00	0,00
26	Salariile, contributi si alte drepturi sociale	3.896.542,26	4.610.085,27
29	Total datorii curente (rd.24+25+26+27+28)	4.192.782,04	4.985.275,10
30	Total datorii (rd.22+29)	4.192.782,04	4.985.275,10



Cod rand	DENUMIRE INDICATORI	Sold la începutul perioadei	Sold la sfârșitul perioadei
31	Active nete (total active minus total datorii) (rd.16-30)=(rd.36)	58.619.427,42	59.515.427,63
32	CAPITALURI PROPRII	X	X
33	Rezerve, fonduri	40.642.289,67	42.102.915,40
34	Rezultatul reportat	8.044.738,96	17.937.670,27
35	Rezultatul patrimonial al exercitiului	9.932.398,79	-525.158,04
36	TOTAL CAPITALURI PROPRII (rd.33+/-34+/-35)	58.619.427,42	59.515.427,63

## CONTUL DE REZULTAT PATRIMONIAL

la data de 31.12.2020

Cod 02

-lei-

Nr. crt	Denumirea indicatorilor	Cod rand	An precedent	An curent
A	B	C	1	2
I	VENITURI OPERATIONALE	01		
1.	Venituri din impozite, taxe, contributiile de asigurari si alte venituri ale bugetelor (ct.7300100+7300200+7310100+7310200+7320100+ 7330000+ 7340000+ 7350100+7350200+7350300+7350400+ 7350500+ 7350600+7360100+7390000+7450100+7450200+ 7450300+ 7450400+ 7450500+7450900+ 7460100+ 7460200+ 7460300+ 7460900)	02		
2.	Venituri din activitati economice (ct.7210000+7220000+7510100+ 7510200+/-7090000)	03	65,013,964	66,345,525
3.	Finantari, subventii, transferuri, alocatii bugetare cu destinatie speciala (ct. 7510500+7710000+7720100+7720200+7730000+7740100+7740200+7750000+7760000+7780000+7790101+790109)	04	4,964,751	4,168,485
4.	Alte venituri operationale (ct.7140000+7180000+7500000+7510300+7510400+7810200+7810300 +7810401+7810402+7770000)	05	2,383	600
	TOTAL VENITURI OPERATIONALE (rd.02+03+04+05)	06	69,981,098	70,514,610
II.	CHELTUIELI OPERATIONALE	07		
1.	Salariile si contributiile sociale aferente angajatilor (ct.6410000+6420000+6450100+6450200+6450300+ 6450400+ 6450500+6450600+ 6450700+6450800+6460000+6470000)	08	49,566,813	55,871,449
2.	Subventii si transferuri (ct.6700000+6710000+6720000+6730000+6740000+ 6750000+ 6760000+ 6770000+ 6780000+6790000)	09		
3.	Stocuri, consumabile, lucrari si servicii executate de terti (ct.6010000+6020100+6020200+6020300+6020400+ 6020500+ 6020600+ 6020700+6020800+6020900+6030000+ 6060000+ 6070000+6080000+6090000+6100000+ 6110000+ 6120000+ 6130000+6140000+6220000+6230000+6240100+ 6240200+ 6260000+6270000+6280000+6290100)	10	8,599,700	12,295,986
4.	Cheltuieli de capital, amortizari si provizioane (ct.6290200+6810100+6810200+6810300+6810401+6810402+6820101+ 6820109+6820200+ 6890100+ 6890200)	11	1,462,082	2,456,518
5	Alte cheltuieli operationale (ct.6350000+6540000+6580000+6580101+6580109)	12	420,104	415,815


A	B	C	1	2
	TOTAL CHELTUIELI OPERATIONALE (rd.08+09+10+11+12)	13	60,048,699	71,039,768
III.	REZULTATUL DIN ACTIVITATEA OPERATIONALA	14		
	- EXCEDENT (rd.06- rd.13)	15	9,932,399	
	- DEFICIT (rd.13- rd.06)	16		525,158
IV.	VENITURI FINANCIARE (ct. 7630000+7640000+7650100+7650200+76600 00+7670000+7680000+7690000+7860300+78 60400)	17		
V.	CHELTUIELI FINANCIARE (ct. 6630000+6640000+6650100+6650200+66600 00+6670000+ 6680000+6690000+6860300+6860400+68608 00)	18		
VI.	REZULTATUL DIN ACTIVITATEA FINANCIARA	19		
	- EXCEDENT (rd.17- rd.18)	20		
	- DEFICIT (rd.18- rd.17)	21		
VII.	REZULTATUL DIN ACTIVITATEA CURENTA	22		
	- EXCEDENT (rd.15+20-16-21)	23	9,932,399	
	- DEFICIT (rd.16+21-15-20)	24		525,158
VIII.	VENITURI EXTRAORDINARE (ct.7910000)	25		
IX	CHELTUIELI EXTRAORDINARE (ct.6900000+6910000)	26		
X	REZULTATUL DIN ACTIVITATEA EXTRAORDINARA	27		
	- EXCEDENT (rd.25-rd.26)	28		
	- DEFICIT (rd.26-rd.25)	29		
XI	REZULTATUL PATRIMONIAL AL EXERCITIULUI (BRUT)	29.1		
	- EXCEDENT (rd. 23+28-24-29)	29.2	9,932,399	
	- DEFICIT (rd. 24+29-23-28)	29.3		525,158
	Cheltuieli cu impozitul pe profit (din ct. 6350000**, 6350200)	29.4		
	REZULTATUL PATRIMONIAL AL EXERCITIULUI (NET)	30		
	- EXCEDENT (rd. 29.2 - rd.29.4)	31	9,932,399	
	- DEFICIT (rd. 29.3 + rd.29.4)	32		525,158

\*) Nota: Datele se preiau din contul 6350000 pentru coloana 1

\*\*\*) Nota: Datele se preiau din contul 6350000 pentru coloana 1 la raportarile trim. II si III cu sumele determinate potrivit prevederilor art.13 alin.(2) lit. b) din Legea nr. 227/2015 privind Codul Fiscal.

Manager

Dr. Muresan Vasile

Director Financiar Contabil

Ec.Silasi Anca Elena







Trezoreria Cluj Napoca

EXTRAS DE CONT  
la data: 30.12.2020

Editat la data de: 30.12.2020 08:01 PM

CONT 5006435450

SPITAL CLINIC PNEUMO CLUJ

RO05TREZ2165006XXX025376

NR. DOCUMENT DATA DATA

Nr. referinta IBAN PLATTOR/  
banca/trezorerie BENEFICIAR

COD PLATTOR/ NUME PLATTOR/  
BENEFICIAR

NR INTERN-  
EXPLICATII

Indicator Cod  
Angajament Program

Cod  
Angajament

CREDIT  
4,973.94 ✓

DEBIT  
.00

Sold precedent 105IBBU20364 29.12.2020 29.12.2020

105IBBU203640031 RO33BUCU02300862511RO01

8529458 DIAMEDIX IMPEX SA

TZ216131545569-garantie licitatie

Ruaj zi

700.00

.00

Total sume

45,197.16

39,523.22

Sold final

5,673.94

.00

Intocmit si Verificat,



Editat la data de: 30.12.2020 08:01 PM

EXTRAS DE CONT  
la data: 30.12.2020

Trezoreria Cluj Napoca  
CONT 50074354540

NR DOCUMENT	DATA DOC	DATA PLATII	Nr. referinta banca/trezorerie	SPITAL CLINIC PNEUMO CLUJ	RO12TREZ2165007XXX015694	COD PLATTOR/ BENEFICIAR	NUME PLATTOR/ BENEFICIAR	SP CLINIC DE PNEUMOFIZIOLOGIE	4354540	RO96TREZ21621F370100XXXX	RO12TREZ2165007XXX015694	COD PLATTOR/ BENEFICIAR	NUME PLATTOR/ BENEFICIAR	DEBIT	CREDIT	Cod Angajament	Indicator Angajament	Cod Program	NR INTERN-EXPLICATII
Sold precedent	30.12.2020	30.12.2020	TZ216131557222											.00	26,608.42				
2045														.00	.30				
Ruaj zi														.00	.30				
Total sume														2,400.00	29,008.72				
Sold final														.00	26,608.72				TZ216131557223-Donatii neutilizate an 2020

Intocmit si Verificat,



Semnătură validă

Digitally signed by Alina Iulia Popescu  
 Date: 2020.11.18 19:39:52 EET  
 Location: signatur1

NR. INTERN-  
 EXPLICATII  
 TZZ216130232263-Transfer sume studii  
 clinice

Editat la data de: 18.11.2020 07:03 PM

EXTRAS DE CONT  
 la data: 18.11.2020

Trezoreria Cluj Napoca  
 CONT 5022053744952

SPITALUL CLINIC DE PNEUMOFIZI  
 Nr. referinta  
 banca/trezorie

RO02TREZ216502205X035210  
 COD PLATITOR/  
 BENEFICIAR

NUME PLATITOR/  
 BENEFICIAR

SP CLINIC DE  
 PNEUMOFIZIOLOGIE

NR. DATA DATA  
 DOCUMENT DOC PLATII

IBAN PLATITOR/  
 BENEFICIAR

COD PLATITOR/  
 BENEFICIAR

NUME PLATITOR/  
 BENEFICIAR

SP CLINIC DE  
 PNEUMOFIZIOLOGIE

18.11.2020 18.11.2020 TZZ216130232263 RO18TREZ21621F330800XXXX

4354540

DEBIT	CREDIT	Cod Angeajament	Indicator Angeajament	Cod Program
.00	63.67			
63.67	.00			
63.67	.00			
98,112.48	98,112.48			
.00	.00			

Intocmit si Verificat,

Sold precedent  
 1555  
 Rolul zi  
 Total sume  
 Sold final





**RAPORT DE EXECUTIE BUGETARA COFOG3**

**LA DATA: 31-DEC-20**

**Cod Fiscal IP : 4354540      Denumire IP : SPITALUL CLINIC DE PNEUMOFIZIOLOGIE LEON DANIELLOCLUJ-NAPOCA**

**Sector bugetar : 02 - Bugetul local (administratie locala)**

Tip Indicator	Sursa finantare	Clasificatie Functionala	Clasificatie Functionala Descriere	Clasificatie Economica	Clasificatie Economica Descriere	Executie Cumulat
Venit	F - Integral venituri proprii	300530	Alte venituri din concesiuni si inchirieri de catre institutiile publice			600,00
Venit	F - Integral venituri proprii	330800	Venituri din prestari de servicii			164.318,56
Venit	F - Integral venituri proprii	332000	Venituri din cercetare			24.104,49
Venit	F - Integral venituri proprii	332100	Venituri din contractele incheiate cu casele de asigurari sociale de sanatate			19.556.013,15
Venit	F - Integral venituri proprii	333000	Venituri din contractele incheiate cu directiile de sanatate publica din sume alocate de la bugetul de stat			27.353.786,82
Venit	F - Integral venituri proprii	365000	Alte venituri			4.705,77
Venit	F - Integral venituri proprii	370100	Donatii si sponsorizari			208.903,70
Venit	F - Integral venituri proprii	370300	Varsaminte din sectiunea de functionare pentru finantarea sectiunii de dezvoltare a bugetului local			-346.851,42
Venit	F - Integral venituri proprii	370400	Varsaminte din sectiunea de functionare			346.851,42
Venit	F - Integral venituri proprii	395000	Alte venituri din valorificarea unor bunuri			5.409,60
Venit	F - Integral venituri proprii	428200	Sume alocate pentru stimulentele de risc			117.500,00
Venit	F - Integral venituri proprii	431000	Subventii din bugetele locale pentru finantarea cheltuielilor curente din domeniul sanatatii			200.000,00
Venit	F - Integral venituri proprii	431400	Subventii din bugetele locale pentru finantarea cheltuielilor de capital din domeniul sanatatii			1.057.638,28
Venit	F - Integral venituri proprii	433500	Subventii din bugetul Fondului national unic de asigurari sociale de sanatate pentru acoperirea cresterilor salariale			19.175.604,00
Venit	F - Integral venituri proprii	434000	Sume alocate pentru stimulentele de risc			410.000,00
<b>TOTAL VENITURI</b>						<b>68.278.584,37</b>

FXB-EXB-900

Tip Indicator	Sursa finantare	Clasificatie Functionala	Clasificatie Functionala Descriere	Clasificatie Economica	Clasificatie Economica Descriere	Executiv Cumulat
Cheltuiala	F - Integral venituri proprii	660601	Spitale generale	100101	Salarii de baza	34.610.739,00
Cheltuiala	F - Integral venituri proprii	660601	Spitale generale	100105	Sporuri pentru conditii de munca	11.365.869,00
Cheltuiala	F - Integral venituri proprii	660601	Spitale generale	100106	Alte sporuri	1.643.113,00
Cheltuiala	F - Integral venituri proprii	660601	Spitale generale	100107	Ore suplimentare	16.563,00
Cheltuiala	F - Integral venituri proprii	660601	Spitale generale	100111	Fond aferent platii cu ora	826.258,00
Cheltuiala	F - Integral venituri proprii	660601	Spitale generale	100114	Indemnizatii de detasare	17.019,00
Cheltuiala	F - Integral venituri proprii	660601	Spitale generale	100117	Indemnizatii de hrana	1.614.999,00
Cheltuiala	F - Integral venituri proprii	660601	Spitale generale	100129	Stimulentul de risc	522.250,00
Cheltuiala	F - Integral venituri proprii	660601	Spitale generale	100130	Alte drepturi salariale in bani	2.002.586,00
Cheltuiala	F - Integral venituri proprii	660601	Spitale generale	100206	Vouchere de vacanta	306.611,00
Cheltuiala	F - Integral venituri proprii	660601	Spitale generale	100301	Contributii de asigurari sociale de stat	1.221.021,00
Cheltuiala	F - Integral venituri proprii	660601	Spitale generale	100307	Contributia asiguratorie pentru munca	1.167.724,00
Cheltuiala	F - Integral venituri proprii	660601	Spitale generale	200101	Furnituri de birou	37.229,06
Cheltuiala	F - Integral venituri proprii	660601	Spitale generale	200102	Materiale pentru curatenie	187.212,73
Cheltuiala	F - Integral venituri proprii	660601	Spitale generale	200103	Incalzit, Iluminat si forta motrica	677.846,73
Cheltuiala	F - Integral venituri proprii	660601	Spitale generale	200104	Apa, canal si salubritate	167.381,03
Cheltuiala	F - Integral venituri proprii	660601	Spitale generale	200105	Carburanti si lubrifianti	42.536,69
Cheltuiala	F - Integral venituri proprii	660601	Spitale generale	200106	Piese de schimb	328.290,11
Cheltuiala	F - Integral venituri proprii	660601	Spitale generale	200107	Transport	26.374,20
Cheltuiala	F - Integral venituri proprii	660601	Spitale generale	200108	Posta, telecomunicatii, radio, tv, internet	75.730,72
Cheltuiala	F - Integral venituri proprii	660601	Spitale generale	200109	Materiale si prestari de servicii cu caracter functional	841.283,05
Cheltuiala	F - Integral venituri proprii	660601	Spitale generale	200130	Alte bunuri si servicii pentru intretinere si functionare	1.525.615,40
Cheltuiala	F - Integral venituri proprii	660601	Spitale generale	200200	Reparatii curente	229.584,44
Cheltuiala	F - Integral venituri proprii	660601	Spitale generale	200301	Hrana pentru oameni	423.798,74
Cheltuiala	F - Integral venituri proprii	660601	Spitale generale	200401	Medicamente	2.488.047,86
Cheltuiala	F - Integral venituri proprii	660601	Spitale generale	200402	Materiale sanitare	1.866.795,84
Cheltuiala	F - Integral venituri proprii	660601	Spitale generale	200403	Reactivi	1.691.552,57
Cheltuiala	F - Integral venituri proprii	660601	Spitale generale	200404	Dezinfectanti	271.881,49
Cheltuiala	F - Integral venituri proprii	660601	Spitale generale	200530	Alte obiecte de inventar	337.285,86
Cheltuiala	F - Integral venituri proprii	660601	Spitale generale	200601	Deplasari interne, detasari, transferari	559,80
Cheltuiala	F - Integral venituri proprii	660601	Spitale generale	200900	Materiale de laborator	43.623,39
Cheltuiala	F - Integral venituri proprii	660601	Spitale generale	201100	Carti, publicatii si materiale documentare	916,00
Cheltuiala	F - Integral venituri proprii	660601	Spitale generale	201300	Pregatire profesionala	8.408,00
Cheltuiala	F - Integral venituri proprii	660601	Spitale generale	201400	Protectia muncii	989.187,60
Cheltuiala	F - Integral venituri proprii	660601	Spitale generale	203001	Reclama si publicitate	759,00
Cheltuiala	F - Integral venituri proprii	660601	Spitale generale	203003	Prime de asigurare non-viata	18.737,79
Cheltuiala	F - Integral venituri proprii	660601	Spitale generale	203030	Alte cheltuieli cu bunuri si servicii	17.609,88
Cheltuiala	F - Integral venituri proprii	660601	Spitale generale	594000	Sume aferente persoanelor cu handicap neincadrate	381.519,00
Cheltuiala	F - Integral venituri proprii	660601	Spitale generale	710102	Masini, echipamente si mijloace de transport	223.522,87
Cheltuiala	F - Integral venituri proprii	660601	Spitale generale	710103	Mobilier, aparatura biroica si alte active corporale	300.471,47
Cheltuiala	F - Integral venituri proprii	660601	Spitale generale	710300	Reparatii capitale aferente activelor fixe	880.495,36
<b>TOTAL</b>						<b>69.399.008,68</b>

FXB-EXB-900

Tip Indicator	Sursa finantare	Clasificatie Functionala	Clasificatie Functionala Descriere	Clasificatie Economica	Clasificatie Economica Descriere	Executie Cumulat
CHELTUIELI						



## SITUATIA FLUXURILOR DE TREZORERIE

la data de 31.12.2020

Cod 04

-lei-

Denumirea indicatorilor	Cod rand	Total	Casa in valuta	Alte disponibilitati
A	B	1	2	3
I. NUMERAR DIN ACTIVITATEA OPERATIONALA	01			
1. Incasari	02	12,259		12,259
2. Plati	03	10,324		10,324
3. Numerar net din activitatea operationala (rd. 02-rd.03)	04	1,935		1,935
II. NUMERAR DIN ACTIVITATEA DE INVESTITII	05			
1. Incasari	06			
2. Plati	07			
3. Numerar net din activitatea de investitii (rd.06-07)	08			
III. NUMERAR DIN ACTIVITATEA DE FINANTARE	09			
1. Incasari	10			
2. Plati	11			
3. Numerar net din activitatea de finantare (rd.10-rd.11)	12			
IV. CRESTERA (DESCRESTERA) NETA DE NUMERAR SI ECHIVALENT DE NUMERAR (rd.04+rd.08+rd.12)	13	1,935		1,935
V. NUMERAR SI ECHIVALENT DE NUMERAR LA INCEPUTUL ANULUI	14	91,606		91,606
1.Diferente de curs favorabile	15			
2.Diferente de curs nefavorabile	16			
VI. NUMERAR SI ECHIVALENT DE NUMERAR LA FINELE PERIOADEI (rd.13+14 +15-16)	17	93,541		93,541

NOTA: Coloanale se completeaza astfel:

Col.1 TOTAL - (col.2+col.3+.....n)

Col.2 - ct. 5310402 "Casa în valuta"

Col.3 si urmatoarele - ct. de disponibilitati în lei si în valuta la unitati bancare:( 5xxxxxx)

Manager

Dr. Muresan Vasile



Director Financiar Contabil

Ec.Silasi Anca Elena







SPITALUL CLINIC DE  
PNEUMFTIZIOLOGIE LEON  
DANIELOO CLUJ-NAPOCA

Client: 0W53584  
CUI:4354540

**Informatii noi pentru clientii BT**

Comisiunile aplicate pentru tranzactiile interbancare includ comisiunile percepute de TRANSFOND/BNR, astfel: incasare instrumente de debit prin compensare pe suport electronic, comision TRANSFOND 0,88 lei/incasare; instrumente de debit refuzate la plata, comision TRANSFOND 0,55 lei/refuz; plati cu ordin de plata pana la 49999,99lei, comision TRANSFOND 0,51 lei/plata normala si 0,45 lei/plata instant; plati cu ordin de plata >= 50000 lei sau in regim de urgenta, comision BNR 6 lei/plata; comision TRANSFOND 0.45 lei/incasare instant.

Va informam ca am modificat Conditiiile Generale de Afaceri aplicabile PJ, document care guverneaza relatia de afaceri dintre Banca si Clientii persoane juridice. Data de intrare in vigoare a documentului este 05.01.2021.

Documentele se pot consulta pe pagina web a Bancii Transilvania sau, la cerere, in orice unitate a bancii.

Fondurile pe care le aveti la Banca Transilvania - sume de pana la 100.000 euro, echivalent in lei - sunt garantate de Fondul de Garantare a Depozitelor Bancare. Mai multe informatii despre garantare si legea aferenta (Nr. 311/2015): [www.bancatransilvania.ro/garantarea-depozitelor](http://www.bancatransilvania.ro/garantarea-depozitelor).

EXTRAS CONT		Numarul: 12	din 02/12/2020 - 31/12/2020	
CONT P13USDCRT00W5358401		Valuta	Cont de disponibil	
Extras numarul 12		USD	Cod IBAN: RO86BTRL01302202W53584XX	
Data	Descriere		Debit	Credit
	<b>SOLD ANTERIOR</b>			0.00
31/12/2020	<b>RULAJ TOTAL CONT</b>		0.00	0.00
	<b>SOLD FINAL CONT</b>			0.00
	<b>TOTAL DISPONIBIL</b>			<b>0.00</b>
	din care			
	Fonduri proprii			0.00
	Credit neutilizat			0.00

Acest extras de cont este valabil fara semnatura si stampila, putand fi obtinut 24/7 si din aplicatiile de internet (BT24) si mobile banking (mBT24)



SPITALUL CLINIC DE  
 PNEUMOFTIZIOLOGIE LEON  
 DANIELOO CLUJ-NAPOCA

Client: 0W53584  
 CUI:4354540

**Informatii noi pentru clientii BT**

Comisioanele aplicate pentru tranzactiile interbancare includ comisioanele percepute de TRANSFOND/BNR, astfel: incasare instrumente de debit prin compensare pe suport electronic, comision TRANSFOND 0,88 lei/incasare; instrumente de debit refuzate la plata, comision TRANSFOND 0,55 lei/refuz; plati cu ordin de plata pana la 49999,99lei, comision TRANSFOND 0,51 lei/plata normala si 0,45 lei/plata instant; plati cu ordin de plata >= 50000 lei sau in regim de urgenta, comision BNR 6 lei/plata; comision TRANSFOND 0.45 lei/incasare instant.

Va informam ca am modificat Conditiiile Generale de Afaceri aplicabile PJ, document care guverneaza relatia de afaceri dintre Banca si Clientii persoane juridice. Data de intrare in vigoare a documentului este 05.01.2021.

Documentele se pot consulta pe pagina web a Bancii Transilvania sau, la cerere, în orice unitate a bancii.

Fondurile pe care le aveti la Banca Transilvania - sume de pana la 100.000 euro, echivalent in lei - sunt garantate de Fondul de Garantare a Depozitelor Bancare. Mai multe informatii despre garantare si legea aferenta (Nr. 311/2015): [www.bancatransilvania.ro/garantarea-depozitelor](http://www.bancatransilvania.ro/garantarea-depozitelor).

EXTRAS CONT		Numarul: 12	din 02/12/2020 - 31/12/2020	
CONT P13EURCRT00W5358401		Valuta	Cont de disponibil	
Extras numarul 12		EUR	Cod IBAN: RO37BTRL01304202W53584XX	
Data	Descriere		Debit	Credit
	SOLD ANTERIOR			0.00
31/12/2020	RULAJ TOTAL CONT		0.00	0.00
	SOLD FINAL CONT			0.00
TOTAL DISPONIBIL				0.00
din care				
Fonduri proprii				0.00
Credit neutilizat				0.00

Acest extras de cont este valabil fara semnatura si stampila, putand fi obtinut 24/7 si din aplicatiile de internet (BT24) si mobile banking (mBT24)



SPITALUL CLINIC DE  
PNEUMOFTIZIOLOGIE LEON  
DANIELOO CLUJ-NAPOCA

Client: 0W53584  
CUI:4354540

**Informatii noi pentru clientii BT**

Comisioanele aplicate pentru tranzactiile interbancare includ comisioanele percepute de TRANSFOND/BNR, astfel: incasare instrumente de debit prin compensare pe suport electronic, comision TRANSFOND 0,88 lei/incasare; instrumente de debit refuzate la plata, comision TRANSFOND 0,55 lei/refuz; plati cu ordin de plata pana la 49999,99lei, comision TRANSFOND 0,51 lei/plata normala si 0,45 lei/plata instant; plati cu ordin de plata >= 50000 lei sau in regim de urgenta, comision BNR 6 lei/plata; comision TRANSFOND 0.45 lei/incasare instant.

Va informam ca am modificat Conditiiile Generale de Afaceri aplicabile PJ, document care guverneaza relatia de afaceri dintre Banca si Clientii persoane juridice. Data de intrare in vigoare a documentului este 05.01.2021.

Documentele se pot consulta pe pagina web a Bancii Transilvania sau, la cerere, in orice unitate a bancii.

Fondurile pe care le aveti la Banca Transilvania - sume de pana la 100.000 euro, echivalent in lei - sunt garantate de Fondul de Garantare a Depozitelor Bancare. Mai multe informatii despre garantare si legea aferenta (Nr. 311/2015): [www.bancatransilvania.ro/garantarea-depozitelor](http://www.bancatransilvania.ro/garantarea-depozitelor).

EXTRAS CONT		Numarul: 12	din 02/12/2020 - 31/12/2020	
CONT P13RONPOPR0W5358401		Valuta	Conturi de sume blocate - poprii	
Extras numarul 12		RON	Cod IBAN: RO72BTRLRONPOPR0W5358401	
Data	Descriere		Debit	Credit
	SOLD ANTERIOR			0.00
31/12/2020	RULAJ TOTAL CONT		0.00	0.00
	SOLD FINAL CONT			0.00
	TOTAL DISPONIBIL			0.00
	din care			
	Fonduri proprii			0.00
	Credit neutilizat			0.00

Acest extras de cont este valabil fara semnatura si stampila, putand fi obtinut 24/7 si din aplicatiile de internet (BT24) si mobile banking (mBT24)



SPITALUL CLINIC DE  
PNEUMOFTIZIOLOGIE LEON  
DANIELOO CLUJ-NAPOCA

Client: 0W53584  
CUI:4354540

**Informatii noi pentru clientii BT**

Comisioanele aplicate pentru tranzactiile interbancare includ comisioanele percepute de TRANSFOND/BNR, astfel: incasare instrumente de debit prin compensare pe suport electronic, comision TRANSFOND 0,88 lei/incasare; instrumente de debit refuzate la plata, comision TRANSFOND 0,55 lei/refuz; plati cu ordin de plata pana la 49999,99lei, comision TRANSFOND 0,51 lei/plata normala si 0,45 lei/plata instant; plati cu ordin de plata >= 50000 lei sau in regim de urgenta, comision BNR 6 lei/plata; comision TRANSFOND 0.45 lei/incasare instant.

Va informam ca am modificat Conditile Generale de Afaceri aplicabile PJ, document care guverneaza relatia de afaceri dintre Banca si Clientii persoane juridice. Data de intrare in vigoare a documentului este 05.01.2021.

Documentele se pot consulta pe pagina web a Bancii Transilvania sau, la cerere, în orice unitate a bancii.

Fondurile pe care le aveti la Banca Transilvania - sume de pana la 100.000 euro, echivalent in lei - sunt garantate de Fondul de Garantare a Depozitelor Bancare. Mai multe informatii despre garantare si legea aferenta (Nr. 311/2015): [www.bancatransilvania.ro/garantarea-depozitelor](http://www.bancatransilvania.ro/garantarea-depozitelor).

EXTRAS CONT		Numarul: 12	din 02/12/2020 - 31/12/2020	
CONT P13RONSALA0W5358401		Valuta	Cont operare salarii	
Extras numarul 12		RON	Cod IBAN: RO91BTRL01301602W53584XX	
Data	Descriere		Debit	Credit
	<b>SOLD ANTERIOR</b>			200.00
15/12/2020	Incasare OP C.I.F.:4354540;/ROC/NORMA HRANA LUNA NOIEMBRIE 2020 ART 10 01 17;/RFB/799SP CLINIC PNEUMOFTIZIOLOGIE;RO46TREZ24F660601100117X;TREZROBU REF. 000ITMV203500819			57,656.00
	Incasare OP C.I.F.:4354540;/ROC/SALARII LUNA NOIEMBRIE 2020 ART 10 01 30;/RFB/837SP CLINIC PNEUMOFTIZIOLOGIE;RO60TREZ24F660601100130X;TREZROBU REF. 000ITMV203500873			54,303.00
	Incasare OP C.I.F.:4354540;/ROC/SALARI LUNA NOIEMBRIE 2020 ART10 01 01;/RFB/805SP CLINIC PNEUMOFTIZIOLOGIE;RO81TREZ24F660601100101X;TREZROBU REF. 000ITMV203500973			67,709.00
	Incasare OP C.I.F.:4354540;/ROC/SALARII LUNA NOIEMBRIE 2020 ART10 01 01 SMIS 140142 POIM;SP CLINIC PNEUMOFTIZIOLOGIE;RO81TREZ24F660601100101X;TREZROBU REF. 000ITRZ203506138			4,088.00
	Incasare OP C.I.F.:4354540;/ROC/NORMA HRANA LUNA NOIEMBRIE2020 ART 10 01 17;SP CLINIC PNEUMOFTIZIOLOGIE;RO46TREZ24F660601100117X;TREZROBU REF. 000ITRZ203506987			9,905.00
	Incasare OP C.I.F.:4354540;/ROC/SALARII LUNA NOIEMBRIE 2020 ART 10 01 14;SP CLINIC PNEUMOFTIZIOLOGIE;RO95TREZ24F660601100114X;TREZROBU REF. 000ITRZ203508988			7,063.00
	Incasare OP C.I.F.:4354540;/ROC/SALARII LUNA NOIEMBRIE 2020 ART 10 01 01;/RFB/831SP CLINIC PNEUMOFTIZIOLOGIE;RO81TREZ24F660601100101X;TREZROBU REF. 000ITMV203501162			98,013.00
	Incasare OP C.I.F.:4354540;/ROC/NORMA DE HRANA LUNA NOIEMBRIE2020 ART 10 01 117;SP CLINIC PNEUMOFTIZIOLOGIE;RO46TREZ24F660601100117X;TREZROBU REF. 000ITRZ20350A198			4,269.00
	Incasare OP C.I.F.:4354540;/ROC/SALARII LUNA NOIEMBRIE 2020 ART 10 01 06;SP CLINIC PNEUMOFTIZIOLOGIE;RO64TREZ24F660601100106X;TREZROBU REF. 000ITRZ20350A19N			13,294.00

Data	Descriere	Debit	Credit
	Incasare OP C.I.F.:4354540;/ROC/SALARII LUNA NOIEMBRIE 2020 ART 10 01 30;/RFB/832SP CLINIC PNEUMOPTIZIOLOGIE;RO60TREZ24F660601100130X;TREZROBU REF. 000ITMV203500188		173,532.00
	Incasare OP C.I.F.:4354540;/ROC/SALARII LUNA NOIEMBRIE 2020 ART 10 01 05;/RFB/835SP CLINIC PNEUMOPTIZIOLOGIE;RO48TREZ24F660601100105X;TREZROBU REF. 000ITMV203501740		356,592.00
	Incasare OP C.I.F.:4354540;/ROC/SALARII LUNA NOIEMBRIE 2020 ART10 01 01;/RFB/834SP CLINIC PNEUMOPTIZIOLOGIE;RO81TREZ24F660601100101X;TREZROBU REF. 000ITMV203501871		495,284.00
	Procesare borderou Plata borderou REF. P13x000203500262	1,336,024.00	
<b>15/12/2020</b>	<b>RULAJ ZI</b>	<b>1,336,024.00</b>	<b>1,341,708.00</b>
	<b>SOLD FINAL ZI</b>		<b>5,884.00</b>
16/12/2020	Procesare borderou Plata borderou REF. P13x001203510002	5,684.00	
<b>16/12/2020</b>	<b>RULAJ ZI</b>	<b>5,684.00</b>	<b>0.00</b>
	<b>SOLD FINAL ZI</b>		<b>200.00</b>
18/12/2020	Procesare borderou Plata borderou REF. P13x002203530002	200.00	
<b>18/12/2020</b>	<b>RULAJ ZI</b>	<b>200.00</b>	<b>0.00</b>
	<b>SOLD FINAL ZI</b>		<b>0.00</b>
<b>31/12/2020</b>	<b>RULAJ TOTAL CONT</b>	<b>1,341,908.00</b>	<b>1,341,708.00</b>
	<b>SOLD FINAL CONT</b>		<b>0.00</b>
	<b>TOTAL DISPONIBIL</b> din care		<b>0.00</b>
	<b>Fonduri proprii</b>		<b>0.00</b>
	<b>Credit neutilizat</b>		<b>0.00</b>

Acest extras de cont este valabil fara semnatura si stampila, putand fi obtinut  
24/7 si din aplicatiile de internet (BT24) si mobile banking (mBT24)

SPITALUL CLINIC DE  
PNEUMFTIZIOLOGIE LEON  
DANIELOO CLUJ-NAPOCA

Client: 0W53584  
CUI:4354540

**Informatii noi pentru clientii BT**

Comisioanele aplicate pentru tranzactiile interbancare includ comisioanele percepute de TRANSFOND/BNR, astfel: incasare instrumente de debit prin compensare pe suport electronic, comision TRANSFOND 0,88 lei/incasare; instrumente de debit refuzate la plata, comision TRANSFOND 0,55 lei/refuz; plati cu ordin de plata pana la 49999,99lei, comision TRANSFOND 0,51 lei/plata normala si 0,45 lei/plata instant; plati cu ordin de plata >= 50000 lei sau in regim de urgenta, comision BNR 6 lei/plata; comision TRANSFOND 0.45 lei/incasare instant.

Va informam ca am modificat Conditiiile Generale de Afaceri aplicabile PJ, document care guverneaza relatia de afaceri dintre Banca si Clientii persoane juridice. Data de intrare în vigoare a documentului este 05.01.2021.

Documentele se pot consulta pe pagina web a Bancii Transilvania sau, la cerere, în orice unitate a bancii.

Fondurile pe care le aveti la Banca Transilvania - sume de pana la 100.000 euro, echivalent in lei - sunt garantate de Fondul de Garantare a Depozitelor Bancare. Mai multe informatii despre garantare si legea aferenta (Nr. 311/2015): [www.bancatransilvania.ro/garantarea-depozitelor](http://www.bancatransilvania.ro/garantarea-depozitelor).

EXTRAS CONT		Numarul: 12	din 02/12/2020 - 31/12/2020	
CONT P13RONCRT00W5358401		Valuta	Cont de disponibil	
Extras numarul 12		RON	Cod IBAN: RO62BTRL01301202W53584XX	
Data	Descriere		Debit	Credit
	SOLD ANTERIOR			0.00
31/12/2020	RULAJ TOTAL CONT			0.00
	SOLD FINAL CONT		0.00	0.00
	TOTAL DISPONIBIL			0.00
	din care			
	Fonduri proprii			0.00
	Credit neutilizat			0.00

Acest extras de cont este valabil fara semnatura si stampila, putand fi obtinut 24/7 si din aplicatiile de internet (BT24) si mobile banking (mBT24)



4354540 Spitalul Clinic de Pneumoftiziologie  
**CONTUL DE EXECUTIE AL INSTITUTIILOR PUBLICE - CHELTUIELI**

Anexa 7

la data de 31.12.2020


-lei-

Cod 21	Capitol 6610060105	Subcapitol	DENUMIREA INDICATORILOR*)	Cod indicator	Credite de angajament		Credite bugetare		Angajamente bugetare	Angajamente legale	Plati efectuate	Angajamente legale de platit	Cheltuieli efective
					aprobate la finele perioadei de raportare	trimestriale cumulate	aprobate la finele perioadei de raportare	trimestriale cumulate					
					1	2	3	4	5	6	7	8=6-7	9
	A			B			66,188,840	75,577,750	69,440,371	69,440,371	69,399,009	41,362	71,027,812
			TOTAL CHELTUIELI(SECTIUNEA DE FUNCTIONARE+SECTIUNEA DE DEZVOLTARE)				64,123,730	71,025,630	68,035,881	68,035,881	67,994,519	41,362	68,532,293
			SECTIUNEA DE FUNCTIONARE (cod 01+79+85)	01			64,123,730	71,025,630	68,035,881	68,035,881	67,994,519	41,362	68,532,293
			CHELTUIELI CURENTE (10+20+30+40+50+51SF+55SF+57+59)	10			51,243,730	56,483,730	55,314,752	55,314,752	55,314,752		55,871,449
			TITLUL I CHELTUIELI DE PERSONAL (cod 10.01 la 10.03)	1001			47,463,660	53,703,660	52,619,396	52,619,396	52,619,396		53,142,116
			Cheltuieli salariale in bani ( cod 10.01.01+10.01.03 la 10.01.08 +10.01.10 la 10.01.16 +10.01.30)				31,223,660	35,451,180	34,610,739	34,610,739	34,610,739		34,212,090
			Salarii de baza	100101			9,500,000	11,460,250	11,365,869	11,365,869	11,365,869		12,011,485
			Sporuri pentru conditii de munca	100105			1,860,000	1,660,000	1,643,113	1,643,113	1,643,113		1,688,757
			Alte sporuri	100106			350,000	20,000	16,563	16,563	16,563		22,097
			Ore suplimentare	100107			1,380,000	840,000	826,258	826,258	826,258		833,764
			Fond atarant platit cu ora	100111				50,000	17,019	17,019	17,019		24,239
			Indemnizatii de deplasare	100114			1,450,000	1,670,000	1,614,999	1,614,999	1,614,999		1,627,483
			Indemnizatii de hrana	100117				522,250	522,250	522,250	522,250		522,250
			Stimulentul de risc	100129			1,700,000	2,030,000	2,002,586	2,002,586	2,002,586		2,199,951
			Alte drepturi salariale in bani	100130			680,050	310,050	306,611	306,611	306,611		306,611
			Cheltuieli salariale in natura ( cod 10.02.01 la 10.02.06+10.02.30)	1002			680,050	310,050	306,611	306,611	306,611		306,611
			Tichete de vacanta	100206			3,100,000	2,470,000	2,388,745	2,388,745	2,388,745		2,422,722
			Contributii (cod 10.03.01 la 10.03.06)	1003			1,550,000	1,270,000	1,221,021	1,221,021	1,221,021		1,239,111
			Contributii de asigurari sociale de stat	100301			1,550,000	1,270,000	1,221,021	1,221,021	1,221,021		1,239,111
			Contributia asiguratorie pentru munca	100307			1,550,000	1,200,000	1,167,724	1,167,724	1,167,724		1,183,611

A		B	1	2	3	4	5	6	7	8=6-7	9
TITLUL II BUNURI SI SERVICII (cod 20.01 la 20.06+20.09 la 20.16+20.18 la 20.25+20.27+20.30)		20			12,500,000	14,160,380	12,339,610	12,339,610	12,298,248	41,362	12,281,878
Bunuri si servicii (cod 20.01.01 la 20.01.09+20.01.30)		2001			5,240,000	4,470,000	3,915,251	3,915,251	3,909,500	5,751	3,878,597
Furnituri de birou		200101			90,000	60,000	37,229	37,229	37,229		37,238
Materiale pentru curatenie		200102			180,000	200,000	188,959	188,959	187,213	1,746	180,810
Incalziti, iluminati si forta motrica		200103			850,000	700,000	677,847	677,847	677,847		675,280
Apa, canal si salubritate		200104			200,000	200,000	167,381	167,381	167,381		167,381
Carburanti si lubrifianti		200105			60,000	50,000	44,468	44,468	42,537	1,931	41,500
Piese de schimb		200106			350,000	350,000	328,290	328,290	328,290		326,002
Transport		200107			60,000	60,000	28,274	28,274	26,374	1,900	28,274
Posta, telecomunicatii, radio, tv, internet.		200108			100,000	100,000	75,731	75,731	75,731		75,818
Materiale si prestari de servicii cu caracter functional		200109			1,750,000	850,000	841,283	841,283	841,283		843,084
Alte bunuri si servicii pentru intretinere si functionare		200130			1,600,000	1,900,000	1,525,789	1,525,789	1,525,615	174	1,503,210
Reparatii curente		2002			500,000	255,000	229,617	229,617	229,584	33	228,315
Hrana (cod 20.03.01+20.03.02)		2003			600,000	600,000	426,598	426,598	423,799	2,799	461,421
Hrana pentru oameni		200301			600,000	600,000	426,598	426,598	423,799	2,799	461,421
Medicamente si materiale sanitare (cod 20.04.01 la 20.04.04)		2004			5,150,000	6,806,900	6,350,688	6,350,688	6,318,278	32,410	6,918,031
Medicamente		200401			2,000,000	2,555,000	2,506,476	2,506,476	2,488,048	18,428	3,172,434
Materiale sanitare		200402			950,000	1,974,800	1,876,613	1,876,613	1,866,796	9,817	2,308,377
Reactivi		200403			1,850,000	1,872,100	1,695,718	1,695,718	1,691,553	4,165	1,200,745
Dezinfectanti		200404			350,000	405,000	271,881	271,881	271,881		236,475
Bunuri de natura obiectelor de inventar (cod 20.05.01+20.05.03+20.05.30)		2005			551,000	611,000	337,285	337,285	337,285		96,628
Uniforme si echipament		200501			80,000	80,000					
Lenjerie si accesorii de pat		200503			50,000						
Alte obiecte de inventar		200530			421,000	531,000	337,285	337,285	337,285		31,354
Deplasari, detasari, transferari (cod 20.06.01+20.06.02)		2006			50,000	10,000	560	560	560		560
Deplasari interne, detasari, transferari		200601			50,000	10,000	560	560	560		560
Materiale de laborator		2009			90,000	90,000	43,992	43,992	43,623	369	57,842
Carti, publicatii si materiale documentare		2011			20,000	20,000	916	916	916		916
Pregatire profesionala		2013			80,000	78,480	8,408	8,408	8,408		8,408
Protectia muncii		2014			94,000	1,094,000	989,188	989,188	989,188		593,574
Alte cheltuieli (cod 20.30.01 la 20.30.04+20.30.06+20.30.07+20.30.09+20.30.30)		2030			125,000	125,000	37,107	37,107	37,107		37,586

A	B	1	2	3	4	5	6	7	8=6-7	9
Reclama si publicitate	203001			30,000	30,000	759	759	759		759
Prime de asigurare non-viata	203003			25,000	25,000	18,738	18,738	18,738		18,738
Alte cheltuieli cu bunuri si servicii	203030			70,000	70,000	17,610	17,610	17,610		18,089
TITLUL XI ALTE CHELTUIELI (cod 59.01+59.02+59.08+59.11+59.12+59.15+59.17+59.20+59.22+59.25+59.30+59.35)	59			380,000	381,520	381,519	381,519	381,519		378,966
Sume aferente persoanelor cu handicap neincadrate	5940			380,000	381,520	381,519	381,519	381,519		378,966
SECTIUNEA DE DEZVOLTARE (cod 51+55+56+58+70+81+85)				2,065,110	4,552,120	1,404,490	1,404,490	1,404,490		2,495,519
TITLUL X Proiecte cu finantare din fonduri externe nerambursabile aferente cadrului financiar 2014-2020 (cod 58.01 la 58.05+58.11+58.12+58.15+58.16+58.30)	58				2,421,600					
Programe din Fondul European de Dezvoltare Regionala (FEDR) (cod 58.01.01 la 58.01.03)	5801				2,421,600					
Finantarea externa nerambursabila	580102			2,065,110	2,130,520	1,404,490	1,404,490	1,404,490		2,495,519
CHELTUIELI DE CAPITAL ((cod 71+72+75)	70			2,065,110	2,130,520	1,404,490	1,404,490	1,404,490		2,495,519
TITLUL XIII ACTIVE NEFINANCIARE (cod 71.01 + 71.03)	71			258,110	636,890	523,995	523,995	523,995		1,159,115
Active fixe (cod 71.01.01 la 71.01.03+71.01.30)	7101			65,110	313,520	223,523	223,523	223,523		919,131
Masini, echipamente si mijloace de transport	710102			33,000	323,370	300,472	300,472	300,472		96,707
Mobilier, aparatura birou si alte active corporale	710103			158,000						143,277
Alte active fixe	710130			1,809,000	1,493,630	880,495	880,495	880,495		1,336,404
Reparatii capitale aferente activelor fixe	7103			64,123,730	73,447,230	68,035,881	68,035,881	67,994,519	41,362	68,532,293
A. CHELTUIELILE CURENTE (10+20+30+40+50+51+55+56+58+57+59)	01									

\*) Se inscriu denumirea si simbolul capitolelor din bugetul aprobat detaliate pe titluri, articole, alineate, pe structura clasificatiei economice (bugetele locale, bugetul creditelor externe, bugetul creditorilor externe, bugetul fondurilor externe nerambursabile - sursa D, institutiilor finantate integral sau partial din venituri proprii/activitati finantate integral din venituri proprii) si col. 5 "Angajamente bugetare" si col. 6 "Plati efectuate" cu semnul minus la Titlul 85, art. 85.01 "Plati efectuate din precedentii si recuperate in anul curent", se inscriu si pe col. 4 "Angajamente bugetare" si col. 5 "Angajamente legale" la acelasi cod tot cu semnul minus, astfel incat in col. 7 "Angajamente legale de plati" sa nu fie raportate sume.



Manager  
Dr. Muresan Vasile

Director Financiar Contabil

Ec.Silasi Anca Elena






A	B	1	2	3=4+5	4	5	6	7	8=3-6-7
sectiunii de dezvoltare a bugetului local (cu semnul minus)									
Varsaminte din sectiunea de functionare									
II.VENITURI DIN CAPITAL (cod 39.10)	371004			346,851			346,851		
Venituri din valorificarea unor bunuri (cod 39.10.01+39.10.50)	0015		5,410	5,410			5,410		
Alte venituri din valorificarea unor bunuri	3910		5,410	5,410			5,410		
IV. SUBVENTII (cod 00.18)	391050								
SUBVENTII DE LA ALTE NIVELE ALE ADMINISTRATIEI PUBLICE (cod 42.10+43.10)	4100	19,694,070	22,194,070	20,960,742			20,960,742		
Subventii de la bugetul de stat (cod 42.10.11+42.10.39+42.10.43+42.10.62+42.10.70)	0018	19,694,070	22,194,070	20,960,742			20,960,742		
42.10.43+42.10.62+42.10.70)	4210			117,500			117,500		
Sume alocate pentru stimulentele de risc	421082								
Subventii de la alte administratii	4310	19,694,070	22,194,070	20,843,242			20,843,242		
(cod 43.10.09+43.10.10+43.10.14 la 43.10.17+43.10.19 + 43.10.25 la 43.10.27+43.10.31+43.10.32+43.10.33+43.10.35)									
Subventii din bugetele locale pentru finantarea cheltuielilor curente din domeniul sanatatii	431010		200,000	200,000			200,000		
Subventii din bugetele locale pentru finantarea cheltuielilor de capital in domeniul sanatatii	431014	1,000,000	1,060,000	1,057,638			1,057,638		
Subventii din bugetul Fondului national unic de asigurari sociale de sanatate pentru acoperirea cresterilor salariale	431033	18,694,070	20,494,070	19,175,604			19,175,604		
Sume alocate pentru stimulentele de risc	431040		440,000	410,000			410,000		
Sume primite de la UE/falti donatori in contul platilor efectuate si prefinantari aferente cadrului financiar 2014-2020 (cod 48.10.01 la 48.10.05+48.10.11+48.10.12)	4810		2,421,600						
Fondul European de Dezvoltare Regionala (FEDR) (cod 48.10.01.01 la 48.10.01.03)	481001		2,421,600						
Sume primite in contul platilor efectuate in anul curent	48100101		2,421,600						
VENITURILE SECTIUNII DE FUNCTIONARE (cod 00.02+00.16+00.17) - TOTAL	000110	63,241,870	70,143,770	73,313,665	7,148,647	66,165,018	66,868,685		6,444,980
I. VENITURI CURENTE (cod 00.03+00.12)	0002	44,547,800	49,009,700	53,410,561	7,148,647	46,261,914	46,965,581		6,444,980
C1. VENITURI NEFISCALE (cod 00.13+00.14)	2900	44,547,800	49,009,700	53,410,561	7,148,647	46,261,914	46,965,581		6,444,980
3000	6,000	6,000	6,000	600		600	600		
Venituri din proprietate (cod 30.10.05+30.10.08+30.10.09+30.10.50)	3010	6,000	6,000	600		600	600		
Venituri din concesiuni si inchirieri (cod 30.10.05.30)	301005	6,000	6,000	600		600	600		
Alte venituri din concesiuni si inchirieri de catre institutiile publice	30100530	6,000	6,000	600		600	600		
C2. VANZARI DE BUNURI SI SERVICII (cod 33.10+34.10+35.10+36.10+37.10)	3300	44,541,800	49,003,700	53,409,961	7,148,647	46,261,314	46,964,981		6,444,980
Venituri din prestari de servicii si alte activitati	3310	44,500,000	48,752,100	53,543,202	7,148,647	46,394,555	47,098,222		6,444,980

A	B	1	2	3=4+5	4	5	6	7	8=3-6-7
(cod 33.10.05+33.10.08+33.10.09+33.10.13+ 33.10.14 +33.10.16+33.10.17 +33.10.19 la 33.10.21+33.10.30 la 33.10.32+33.10.50)									
Venituri din prestari de servicii	331008	1,000,000	1,000,000	184,805	37,614	147,191	184,318		20,487
Venituri din cercetare	331020			24,104		24,104	24,104		
Venituri din contractele incheiate cu casele de asigurari sociale de sanatate	331021	18,500,000	18,500,000	25,980,506	7,111,033	18,869,473	19,556,013		6,424,493
Venituri din contractele incheiate cu directiile de sanatate publica din sume alocate de la bugetul de stat	331030	25,000,000	29,252,100	27,353,787		27,353,787	27,353,787		
Diverse venituri (cod 36.10.04+36.10.32+36.10.50)	3610	41,800	41,800	4,706		4,706	4,706		
Alte venituri	361050	41,800	41,800	4,706		4,706	4,706		
Transferuri voluntare, altele decât subventiile (cod 37.10.01+37.10.03+37.10.50)	3710		209,800	-137,947		-137,947	-137,947		
Donatii si sponsorizati	371001		209,800	208,904		208,904	208,904		
Varsaminte din sectiunea de functionare pentru finantarea sectiunii de dezvoltare a bugetului local (cu semnul minus)	371003			-346,851		-346,851	-346,851		
IV. SUBVENTII (cod 00.18)	4100	18,694,070	21,134,070	19,903,104		19,903,104	19,903,104		
SUBVENTII DE LA ALTE NIVELE ALE ADMINISTRATIEI PUBLICE (cod 42.10+43.10)	0018	18,694,070	21,134,070	19,903,104		19,903,104	19,903,104		
Subventii de la bugetul de stat (cod 42.10.11+42.10.43)	4210			117,500		117,500	117,500		
Subventii de la alte administratii (cod 43.10.09+43.10.10 +43.10.15+43.10.33+43.10.35)	421082			117,500		117,500	117,500		
Suma alocate pentru stimulentiul de risc	4310	18,694,070	21,134,070	19,785,604		19,785,604	19,785,604		
Subventii din bugetele locale pentru finantarea cheltuielilor curente din domeniul sanataii	431010		200,000	200,000		200,000	200,000		
Subventii din bugetul Fondului national unic de asigurari sociale de sanatate pentru acoperirea cresterilor salariale	431033	18,694,070	20,494,070	19,175,604		19,175,604	19,175,604		
Suma alocate pentru stimulentiul de risc	431040		440,000	410,000		410,000	410,000		
VENITURILE SECTIUNII DE DEZVOLTARE (cod 00.02+00.15+00.16+00.17+45.10+48.10) - TOTAL	000110	1,000,000	3,487,010	1,409,899		1,409,899	1,409,899		
I. VENITURI CURENTE (cod 00.12)	0002			346,851		346,851	346,851		
C. VENITURI NEFISCALE ( cod 00.14)	2900			346,851		346,851	346,851		
C2. VANZARI DE BUNURI SI SERVICII (cod 36.10+37.10)	3300			346,851		346,851	346,851		
Transferuri voluntare, altele decât subventiile (cod 37.10.04)	3710			346,851		346,851	346,851		
Varsaminte din sectiunea de functionare	371004			346,851		346,851	346,851		
II.VENITURI DIN CAPITAL (cod 39.10)	0015		5,410	5,410		5,410	5,410		
Venituri din valorificarea unor bunuri (cod 39.10.01+39.10.50)	3910		5,410	5,410		5,410	5,410		
Alte venituri din valorificarea unor bunuri	391050		5,410	5,410		5,410	5,410		
IV. SUBVENTII (cod 00.18)	4100	1,000,000	1,060,000	1,057,638		1,057,638	1,057,638		
SUBVENTII DE LA ALTE NIVELE ALE ADMINISTRATIEI	0018	1,000,000	1,060,000	1,057,638		1,057,638	1,057,638		

A	B	1	2	3=4+5	4	5	6	7	8=3-6-7
PUBLICICE (cod 42.10+43.10)									
Subventii de la alte administratii (cod 43.10.14+43.10.16+43.10.17+43.10.19 + 43.10.25 la 43.10.27+43.10.31+43.10.32+43.10.35)	4310	1,000,000	1,060,000	1,057,638		1,057,638	1,057,638		
Subventii din bugetele locale pentru finantarea cheltuielilor de capital in domeniul sanatatii	431014	1,000,000	1,060,000	1,057,638		1,057,638	1,057,638		
Sume primite de la UE/alii donatori în contul platilor efectuate si prefinantari aferente cadrului financiar 2014-2020 (cod 48.10.01 la 48.10.05+48.10.11+48.10.12)	4810		2,421,600						
Fondul European de Dezvoltare Regionala(FEDR) (cod 48.10.01.01 la 48.10.01.03)	481001		2,421,600						
Sume primite în contul platilor efectuate în anul curent	48100101		2,421,600						

Manager

Dr. Muresan Vasile



Director Financiar Contabil

Ec.Silasi Anca Elena

**CONTUL DE EXECUTIE  
A BUGETULUI INSTITUTIILOR PUBLICE SI ACTIVITATILOR FINANTATE INTEGRAL SAU PARTIAL DIN VENITURI PROPRII (DE SUBORDONARE LOCALA) -CHELTUIELI**

la data de **31.12.2020**

Cod 21	Denumirea indicatorilor *)	Cod indicator	Credite de angajament				Credite bugetare		Angajamente legale	Plati efectuate	Angajamente legale de platit	Cheltuieli efective			
			1	2	3	4	5	6					7	8=6-7	9
<b>A</b>		<b>B</b>													
	TOTAL CHELTUIELI - SECTIUNEA DE FUNCTIONARE +	4910			66,188,840	75,577,750	69,440,371	69,440,371	69,399,009	41,362	71,027,812				
	SECTIUNEA DE DEZVOLTARE (cod														
	50.10+59.10+63.10+70.10+74.10+79.10)														
	Partea III-a CHELTUIELI SOCIAL-CULTURALE (cod	6310			66,188,840	75,577,750	69,440,371	69,440,371	69,399,009	41,362	71,027,812				
	65.10+66.10+67.10+68.10)														
	Sanatate (66.10.06+66.10.08+66.10.50)	6610			66,188,840	75,577,750	69,440,371	69,440,371	69,399,009	41,362	71,027,812				
	Servicii medicale in unitati sanitare cu paturi (cod	661006			66,188,840	75,577,750	69,440,371	69,440,371	69,399,009	41,362	71,027,812				
	66.10.06.01+66.10.06.03)														
	Spitale generale	66100601			66,188,840	75,577,750	69,440,371	69,440,371	69,399,009	41,362	71,027,812				
	CHELTUIELILE SECTIUNII DE FUNCTIONARE (cod	4910			66,188,840	75,577,750	69,440,371	69,440,371	69,399,009	41,362	71,027,812				
	50.10+59.10+63.10+70.10+74.10+79.10)														
	Partea III-a CHELTUIELI SOCIAL-CULTURALE (cod	6310			66,188,840	75,577,750	69,440,371	69,440,371	69,399,009	41,362	71,027,812				
	65.10+66.10+67.10+68.10)														
	Sanatate (66.10.06+66.10.08+66.10.50)	6610			66,188,840	75,577,750	69,440,371	69,440,371	69,399,009	41,362	71,027,812				
	Servicii medicale in unitati cu paturi (cod	661006			66,188,840	75,577,750	69,440,371	69,440,371	69,399,009	41,362	71,027,812				
	66.10.06.01+66.10.06.03)														
	Spitale generale	66100601			66,188,840	75,577,750	69,440,371	69,440,371	69,399,009	41,362	71,027,812				

Nota: Se detaliaza pe structura clasificatiei economice (Anexa 7)

Manager

Dr. Muresan Vasile



Director Financiar Contabil

Ec.Silasi Anca Elena

4354540 Spitalul Clinic de Pneumoftiziologie

## DISPONIBIL DIN MIJLOACE CU DESTINATIE SPECIALA

la data de 31.12.2020

-lei-

Cod 05

Denumirea indicatorilor	Nr. rand	Disponibil la inceputul anului	Incasari	Plati	Disponibil la sfarsitul perioadei
	B	1	2	3	4=1+2-3
A					
TOTAL (rd.02 la 15) din care:	01	91,606	12,259	10,324	93,541
-Garantiile materiale retinute gestionarilor conform Legii nr.22/1989 (ct. 5500101, 103 ct. 5500102/analtice distincte)		91,606	12,259	10,324	93,541

Manager

Dr. Muresan Vasile

Director Financiar Contabil

Ec.Silasi Anca Elena





PLATI RESTANTE

I.

la data de 31.12.2020

DENUMIREA INDICATORILOR	Nr. rand	Sold la inceputul anului	Sold la finele perioadei	
			TOTAL	Din care: afere sumelor angajate cu prevederi bugetare
A	B	1	2	3
PLATI RESTANTE-TOTAL (rd. 150+300),din care:	01			
-sub 30 de zile (rd. 151+301)	02			
-peste 30 de zile (rd. 152+302)	03			
-peste 90 de zile (rd. 153+303)	04			
-peste 120 zile (rd.154+304)	05			
-peste 1 an rd. 155+305)	06			
PLATI RESTANTE-TOTAL SECTIUNEA DE FUNCTIONARE (rd.160+170+240+250+270+280+290), din care:	150			
-sub 30 de zile (rd.161+171+241+251+271+281+291)	151			
-peste 30 de zile (rd.162+172+242+252+272+282+292)	152			
-peste 90 de zile (rd. 163+173+243+253+273+283+293)	153			
-peste 120 zile (rd. 165+174+245+257+274+284+294)	154			
-peste 1 an ( rd. 166+175+246+258+275+285+295)	155			
Plati restante catre furnizori, creditorii din operatii comerciale (ct.4010100, ct.4030100, ct.4620101, ct.4620109) (rd.161+162+163+165+166) din care:	160			
-sub 30 de zile	161			
-peste 30 de zile	162			
-peste 90 de zile din care:	163			
(ct.4620101,ct.4620109)	164			
-peste 120 zile	165			
-peste 1 an	166			
Plati restante fata de bugetul general consolidat (rd.171+172+173+174+175) ct.4310100,ct.4310200, ct.4310300,ct.4310400,ct.4310500, ct.4310700,ct.4370100,ct.4370200,ct.4370300,ct.4420300, ct.4440000, ct.4460000,ct.4460100.ct.4460200.ct.4480100 ) din care:	170			
-sub 30 de zile	171			
-peste 30 de zile	172			
-peste 90 de zile	173			
-peste 120 zile	174			
-peste 1 an	175			
Plati restante fata de salariatii (drepturi salariale), (ct.4210000, ct.4230000, ct.4260000, ct.4270100, ct.4270300, ct.4280101) (rd.241+242+243+245+246) din care:	240			
-sub 30 de zile	241			
-peste 30 de zile	242			
-peste 90 de zile	243			
-din care ct.(4270100+4270300)	244			
-peste 120 zile	245			
-peste 1 an	246			
Plati restante fata de alte categorii de persoane, (ct.4270300, ct.4290000, ct.4380000 ) rd.251+252+253+257+258) din care:	250			
-sub 30 de zile :	251			
-peste 30 de zile :	252			
-peste 90 de zile din care:( rd.254+255+256)	253			
-ct.(4270300)	254			
-ct.(4290000)	255			
-ct.(4380000)	256			
-peste 120 zile	257			
-peste 1 an	258			
mprumuturi nerambursate la scadenta, (ct.1610100, ct.1620100, ct.1630100, ct.1650100,	270			

A	B	1	2	3
ct.1670101, ct.1670102, ct.1670103, ct.1670108, ct.1670109, ct.1690100, ct.5190101, ct.5190102, ct.5190105, ct.5190106, ct.5190107, ct.5190108, ct.5190109, ct.5190110, ct.5190180, ct.5190190) rd.271+272+273+274+275) din care:				
-sub 30 de zile				
-peste 30 de zile	271			
-peste 90 de zile	272			
-peste 120 zile	273			
-peste 1 an	274			
	275			
Dobânzi restante, din care: (aferente celor de la rd.270), (ct.1680100, ct.1680200, ct.1680300, ct.1680500, ct.1680701, ct.1680702, ct.1680703, ct.1680708, ct.1680709, ct.5180605, ct.5180606, ct.5180608, ct.5180609, ct.5180800) (rd.281+282+283+284+285) din care:	280			
-sub 30 de zile				
-peste 30 de zile	281			
-peste 90 de zile	282			
-peste 120 zile	283			
-peste 1 an	284			
	285			
Creditori bugetari (ct.4620109, ct.4670200) ( rd.291+292+293+294+295), din care:	290			
-sub 30 de zile				
-peste 30 de zile	291			
-peste 90 de zile	292			
-peste 120 zile	293			
-peste 1 an	294			
	295			
PLATI RESTANTE-TOTAL SECTIUNEA DEZVOLTARE (rd.310+320+330) din care:	300			
-sub 30 de zile (rd. 311+321+331)				
-peste 30 de zile (rd. 312+322+332)	301			
-peste 90 de zile (rd. 313+323+333)	302			
-peste 120 zile (rd. 315+324+334)	303			
-peste 1 an ( rd. 316+325+335)	304			
	305			
Plati restante catre furnizori, creditori din operatii comerciale (ct.4040100, ct.4050100, ct.4620101, ct.4620103, ct.4620109) (rd.311+312+313+315+316) din care:	310			
-sub 30 de zile				
-peste 30 de zile	311			
-peste 90 de zile din care:	312			
(ct.4620101, ct.4620103, ct.4620109)	313			
-peste 120 zile	314			
-peste 1 an	315			
	316			
Imprumuturi nerambursate la scadenta, (ct.1610100, ct.1620100, ct.1630100, ct. 1650100, ct.1670101, ct.1670102, ct.1670103, ct.1670108, ct.1670109, ct.1690100, ct.5190101, ct.5190102, ct.5190105, ct.5190103, ct.5190107, ct.5190108, ct.5190110, ct.5190180, ct.5190190) rd.321+322+323+324+325) din care:	320			
-sub 30 de zile				
-peste 30 de zile	321			
-peste 90 de zile	322			
-peste 120 zile	323			
-peste 1 an	324			
	325			
Dobânzi restante, din care: (aferente celor de la rd.320), (ct.1680100, ct.1680200, ct. 1680300, ct.1680500, ct.1680701, ct.1680702, ct.1680703, ct.1680708, ct.1680709, ct.5180605, ct.5180606, ct.5180608, ct.5180609, ct.5180800) (rd. 331+332+333+334+335) din care:	330			
-sub 30 de zile				
-peste 30 de zile	331			
-peste 90 de zile	332			
-peste 120 zile	333			
-peste 1 an	334			
	335			

\*) Se completeaza cu urmatoarele coduri:

- 40 - pentru total plati restante;
- 41 - pentru plati restante din bugetul de stat;
- 42 - pentru plati restante din bugetele locale;
- 43 - pentru plati restante din bugetul asigurarilor sociale de stat;
- 44 - pentru plati restante din bugetul asigurarilor pentru somaj;
- 45 - pentru plati restante din bugetul Fondului national unic de asigurari sociale de sanatate;
- 46 - pentru plati restante din credite externe;
- 47 - pentru plati restante din credite interne;
- 48 - pentru plati restante din fonduri externe nerambursabile;
- 51 - pentru plati restante ale institutiilor publice finantate integral din venituri proprii;
- 53 - pentru plati restante ale institutiilor publice finantate ipartial din venituri proprii;
- 54 - pentru plati restante ale iactivitatilor finantate integral din venituri proprii;

Manager

Dr. Muresan Vasile



Director Financiar Contabil

Ec.Silasi Anca Elena





la data de 31.12.2020

Cod 25	Denumirea indicatorilor	Cod rand	-lei-			
			Sold la inceputul anului	Cresteri	Reduceri	Sold la sfarsitul anului
	A	B	1	2	3	4
	Fondul activelor fixe necorporale (Cl. 1000000)	01				
	Fondul bunurilor care alcatuiesc domeniul public al statului (Cl. 1010000)	02				
	Fondul bunurilor care alcatuiesc domeniul privat al statului (Cl. 1020101)	03				
	Fondul bunurilor care alcatuiesc proprietatea privata a institutiei publice (102.01.02)	03.1				
	Fondul bunurilor care alcatuiesc domeniul privat al statului - reprezentând bunuri confiscate sau intrate, potrivit legii, în proprietatea privată a statului, altele decât active fixe (102.01.03)	03.2				
	Fondul bunurilor care alcatuiesc domeniul public al unitatilor administrativ teritoriale ( Cl.1030000)	04	40,352,986	1,460,626		41,813,612
	Fondul bunurilor care alcatuiesc domeniul privat al unitatilor administrativ teritoriale (Cl.1040101)	05				
	Fondul bunurilor care alcatuiesc proprietatea privata a institutiei publice din administratia locala(104.01.02)	05.1				
	Fondul bunurilor care alcatuiesc domeniul privat al unitatilor administrativ - teritoriale - reprezentând bunuri confiscate sau intrate, potrivit legii, în proprietatea privata a unitatilor administrativ - teritoriale, altele decât active fixe(104.01.03)	05.2				
	Rezerve din reevaluare (Cl.1050100+1050200+1050300+1050400)	06	289,304			289,304
	Diferente din reevaluare si diferente de curs aferente dobinzilor incasate (SAPARD) (Cl.1060000)	07				
	Fondul de rulment (Cl.131)	08				
	Fondul de rezerva al bugetului asigurarilor sociale de stat (Cl. 1320000)	09				
	Fondul de rezerva constituit conform Legii nr.95/2006 (Cl. 1330000)	10				
	Fondul de amortizare aferent activelor fixe detinute de serviciile publice de interes local (Cl.134)	11				
	Fondul de risc (Cl.135)	12				
	Fondul depozitelor speciale constituite pentru constructii de locuinte (Cl.136)	13				
	Taxe speciale (Cl.137)	14				
	Fondul de dezvoltare a spitalelor (Cl.1390100)	15				
	Alte fonduri (constituite inafara bugetului local) (Cl.1392+1393+1394+1396+1399)	16				
	Rezultatul reportat ( Cl.1170000- sold creditor )	17	8,044,739	24,287,018	14,394,087	17,937,670
	Rezultatul reportat ( Cl.1170000- sold debitor )	18				

Denumirea indicatorilor	Cod rand	Sold la inceputul anului	Cresteri	Reduceri	Sold la sfarsitul anului
A	B	1	2	3	4
Rezultatul patrimonial al exercitiului (Ct.1210000 - sold creditor )	19	9,932,399		9,932,399	
Rezultatul patrimonial al exercitiului (Ct.1210000 - sold debitor )	20		525,158		525,158
Total capitaluri proprii (rd 01 la 17-rd.18+rd.19-rd.20 )	21	58,619,428	25,222,486	24,326,486	59,515,428

**Manager**

**Dr. Muresan Vasile**



**Director Financiar Contabil**

**Ec.Silasi Anca Elena**





## SITUATIA ACTIVELOR FIXE NEAMORTIZABILE

la data de 31.12.2020 - lei -

cod 28

Denumirea activelor fixe	Nr. rand	Existent 31.12.2015			Sold la inceputul anului	Cresteri					alte cai
		UM	UM	UM		Total din care:	diferente din reevaluare	achizitii	transferuri primite cu titlu gratuit	donatii, sponsorizari	
A	B	1	2	3	4	5=6+7+8+9+10	6	7	8	9	10
Terenuri (ct. 2110100)	07				18282772						
Constructii (ct.212) (rd.08 = de la rd.09 la rd.16) din care:	08				22070214	1460626					1460626
- drumuri publice, exclusiv poduri, podete, pasarele si viaducte si tunele (ct.2120101)	09				22070214	1460626					1460626
Active fixe corporale in curs de executie (ct. 2310000)	19				546824	970296					970296
TOTAL (rd.06+ 07 + 08+ 17++18++19+20)	21				40899810	2430922					2430922
TOTAL ACTIVE FIXE (rd. 04+21)	22				40899810	2430922					2430922

Manager

Dr. Muresan Vasile



Director Financiar Contabil

Ec. Silasi Anca Elena



## SITUATIA ACTIVELOR FIXE AMORTIZABILE

cod 26 la data de 31.12.2020 - lei -

Denumirea activelor fixe	Nr. rand	Existent 31.12.2015		Sold la inceputul anului	Cresteri					alte cai
		1	2		3	Total din care	5	6	7	
<b>A</b>	<b>B</b>	<b>1</b>	<b>2</b>	<b>3</b>	<b>4=5+6+7+8+9</b>	<b>5</b>	<b>6</b>	<b>7</b>	<b>8</b>	<b>9</b>
ACTIVE FIXE NECORPORALE	01									
Cheltuieli de dezvoltare (ct. 2030000)	02									
Concesionari, brevete, licente, marci comerciale, drepturi si active similare (ct. 2050000)	03									
Alte active fixe necorporale (ct. 2080100+2080200)	04			310157						
TOTAL (rd. 02+03+04)	05			310157						
ACTIVE FIXE CORPORALE	06									
Amenajari la terenuri (ct. 2110200)	07									
Construcții (ct. 212) (rd. 08 = de la rd. 09 la rd. 16) din care:	08			22070214	1460626					1460626
- drumuri publice, exclusiv poduri, podete, pasarele si viaducte si tunele (ct. 2120101)	09									
- drumuri industriale si agricole (ct. 2120102)	10									
- infrastructura pentru transport feroviar, exclusiv poduri, podete, pasarele si viaducte si tunele (2120201)	11									
- poduri, podete, pasarele si viaducte pentru transporturi feroviare si rutiere; viaducte (ct. 2120301)	12									
- tunele (ct. 2120401)	13									
- piste pentru aeroporturi si platforme de stationare pentru avioane si autovehicule; constructii aeroportuare (ct. 2120501)	14									
- canale pentru navigatie (ct. 2120601)	15									
- alte active fixe încadrate în grupa constructii (2120901), din care:	16			22070214	1460626					1460626
- locuinte ANL	16.1									
Instalatii tehnice, mijloace de transport, animale si plantatii (ct. 2130100+2130200+2130300+2130400)	17			11540570	1654912		1654912			
Mobilier, aparatura birou, echipamente de protectie a valorilor umane si materiale si alte active fixe corporale (ct. 2140000)	18			1263366	409937		230696			179241

Denumirea activelor fixe	Nr. rand	Existent 31.12.2015	Sold la inceputul anului	Cresteri					alte cai	
				Total din care	diferente din reevaluare	achizitii	transferuri primite cu titlu gratuit	donatii, sponsorizari		
<b>A</b>	<b>B</b>	<b>1</b>	<b>2</b>	<b>3</b>	<b>4=5+6+7+8+9</b>	<b>5</b>	<b>6</b>	<b>7</b>	<b>8</b>	<b>9</b>
TOTAL (rd. 07 +08 +17 + 18)	19		34874150		3525475		1885608			1639867
TOTAL ACTIVE FIXE (rd. 05+ 19)	20		35184307		3525475		1885608			1639867

Manager

Dr. Muresan Vasile



Director Financiar Contabil

Ec.Silasi Anca Elena



## SITUATIA ACTIVELOR FIXE NEAMORTIZABILE

cod 28

la data de 31.12.2020

- lei -

Denumirea activelor fixe	Nr. rand	Existent 31.12.2015			Sold la inceputul anului	Cresteri														
		UM		UM		Total din care:	diferente din reevaluare	achizitii	transferuri primite cu titlu gratuit	donatii, sponsorizari	alte cal									
		1	2	3								4	5=6+7+8+9+10	6	7	8	9	10		
A	B																			
Terenuri (ct. 2110100)	07				18282772															
Construcții (ct.212) (rd.08 = de la rd.09 la rd.16) din care:	08				22070214				1460626											1460626
- drumuri publice, exclusiv poduri, podete, pasarele si viaducte si tunele (ct.2120101)	09				22070214				1460626											1460626
Active fixe corporale în curs de executie (ct. 2310000)	19				546824				970296											970296
TOTAL (rd.06+ 07 + 08+ 17+18+19+20)	21				40899810				2430922											2430922
TOTAL ACTIVE FIXE (rd. 04+21)	22				40899810				2430922											2430922

Manager

Dr. Muresan Vasile

Director Financiar Contabil

Ec.Silasi Anca Elena






UNITATEA ADMINISTRATIV-TERITORIALA  
 Institutia de subordonare locala 4354540 Spitalul Clinic de

SITUATIA ACTIVELOR SI DATORIILOR INSTITUTIILOR PUBLICE  
 DIN ADMINISTRATIA LOCALA

Cod 18		la data de 31.12.2020		-lei-
Nr. rand		Cod rand	Sold la inceputul anului	Sold la sfarsitul perioadei
A	B	C	1	2
	Disponibilitati în lei ale institutiilor publice locale si ale institutiilor publice de subordonare locala, la trezorerii (ct.5100000+ct.5120101+ct.5120501+ct.5150101+ct.5150103+ct.5150500+ct.5150600+ct.5160101+ct.5160301 +ct.5160302+ct.5170101+ct.5170301+ct.5170302+ct.5210100+ct.5210300+ct.5280000+ct.5290201+ct.5290301+ct.5290400+ ct.5290901+ct.5500101+ct.5520000+ct.5550101 +ct.5570101+ct.5580101+ct.5580201+ct.5600101+ ct.5600300+ct.5610100+ct.5610300+ct.5620101+ct.5620300-ct.7700000), din care :	5	1971201	873825
	Total (in baze cash) (rd.04+05)	8	1971201	873825
	Total (in baze accrual) (rd.08+09)	10	1971201	873825
	Alte valori (ct.5320100+ct.5320200+ct.5320300+ct.5320400+ct.5320500+ ct.5320600+ct.5320800)	23	311	224
	Disponibilitati ale institutiilor publice locale si ale institutiilor de subordonare locala la institutiile de credit rezidente (ct.5110101+ct.5110102+ct.5120102+ct.5120402+ct.5120502+ct.5150102+ ct.5150202+ct.5160102+ct.5160202+ct.5170102+ ct.5170202+ct.5290202+5290302+ct.5290902+ct.5500102+ct.5550102+ct.	32	91606	93541

	5550202+ct.5570202+ct.5580102+ ct.5580302+ ct.5600102+ct.5600103+ct.5620102+ct.5620103), din care :			
	Total (în baze cash) (rd.32+35)	36	91606	93541
	Total ( în baze accrual) ( rd.36+37)	38	91606	93541
	Creante comerciale curente legate de livrari de bunuri si servicii de catre autoritatile locale sau de institutii subordonate acestora (ct.2320000+ct.2340000+c t.4090101+ct.4090102+ct. 4110101+ ct.4110108+ ct.4130100+ct.4180000+ct .4610101 - ct.4910100 - ct.4960100). Total (rd.166+167+168+172), din care de la :	165	7304678	6768320
	- de la societati nefinanciare (S.11),	167	7304678	6768320
1	Sume datorate tertilor reprezentând garantii si cautiuni aflate în conturile institutiilor publice (ct.4280101+ct.4280201+c t.4620109+ct.4620209) Total (rd.204+205+206), din care :	203	91606	93541
	- salariatilor (gospodariile populatiei ) (S.143)	204	91606	93541
	Datorii comerciale curente legate de livrari de bunuri si servicii (ct.4010100+ct.4030100+c t.4040100 +ct. 4050100+ct.4080000 + ct.4190000+ ct.4620101) Total (rd.321+322+326+327), din care catre :	320	11856	41362
	- Societati nefinanciare (S.11)	321	11856	41362
	Datoriile institutiilor publice din administratia locala catre bugete ( ct.4420300+ ct.4310100+ct.4310200+ct .4310300+ct.4310400+ ct.4310500+ ct.4310700+ct. 4370100+ct.4370200+ct.43	331	1813415	2128902


	70300+ ct.4420800 +ct.4440000+ct.4460000+c t.4480100)			
	Salariile angajatilor (ct 4210000+ct.4230000+ct.42 60000 +ct.4270100+ct. 4270300 +ct.4280101)	332	2367285	2809337
	Total (rd.331+332+333+334)	335	4180700	4938239

Nota

Sectoarele si subsectoarele definite conform Sistemului European de Conturi (SEC' 95)	utilizator Anexa 40	Cod SEC'95
Societati nefinanciare		S.11
Societati financiare		S.12
Banca centrala		S.121
Societati care accepta depozite, exclusiv banca centrala		S.122
Fonduri de piata monetara		S.123
Fonduri de investitii, altele decat fondurile de piata monetara		S.124
Alti intermediari financiari, exclusiv societati de asigurare si fonduri de pensii		S.125
Auxiliari financiari		S.126
Societati de asigurare (SA)		S.128
Fonduri de pensii (FP)		S.129
Administratii publice		S.13
Administratia centrala(exclusiv fondurile de securitate sociala)		S.1311
Administratia locale(exclusiv fondurile de securitate sociala)		S.1313
Fonduri de securitate sociala		S.1314
Gospodariile populatiei		S.14
Restul lumii		S.2
State membre si institutii si organisme ale Uniunii Europene		S.21
Statele membre ale Uniunii Europene		S.211
Institutii si organisme ale Uniunii Europene		S.212
State nonmembre si organizatii internationale nerezidente ale Uniunii Europene		S.22

Manager

Dr. Muresan Vasile



Director Financiar Contabil

Ec.Silasi Anca Elena



II. Sinteza platilor restante si arieratelor la data de 31.12.2020

Nr. rd.	Explicatie	Plati restante		Plati restante aferente pro-gramelor nationale		Plati restante aferente fondurilor externe nerambursabile postaderare *****)		Plati restante aferente fondurilor externe nerambursabile preaderare (sursa08)	
		total **)	din care: arierate ***)	total	din care: arierate	total	din care: arierate	total	din care: arierate
0		1	1.1	2	2.1	3	3.1	4	4.1
1	sold la finele lunii precedente								
2	sold la finele perioadei								
3	% diminuare arierate luna raportare ****)(rd3=1-rd2/rd1)								

\*) Se completeaza cu urmatoarele coduri:

- 40 - pentru total plati restante;
- 42 - pentru plati restante din bugetele locale (sectiune functionare, sectiune dezvoltare);
- 46 - pentru plati restante din credite externe (sectiune dezvoltare);
- 47 - pentru plati restante din credite interne (sectiune dezvoltare);
- 48 - pentru plati restante din fonduri externe nerambursabile;
- 51 - pentru plati restante ale institutiilor publice finantate integral din venituri proprii (sectiune functionare, sectiune dezvoltare);
- 53 - pentru plati restante ale institutiilor publice finantate partial din venituri proprii (sectiune functionare, sectiune dezvoltare);
- 54- pentru plati restante ale activitatilor finantate integral din venituri proprii

\*\*) Sumele vor corespunde cu rd. 1 din Anexa 30b.

\*\*\*\*) Sumele vor corespunde cu rd. 4+5+6 din Anexa 30b.

\*\*\*\*\*) Rd.3 se completeaza numai la cod 51. Pentru indeplinirea conditiei prevazute la art.49 alin.(13<sup>o</sup>8) din Legea nr.273/2006 privind finantele publice, cu modificarile si completarile ulterioare, procentul calculat la rd.3 colobana 1.1 trebuie sa fie mai mare de 3%.

\*\*\*\*\*) Se vor cuprinde platile restante care se suporta din bugetul local sau din bugetele institutiilor publice

finantate integral sau partial din venituri proprii de subordonare locala, de la titlul de cheltuieli bugetare 56  
Proiecte cu finantare din fonduri externe nerambursabile (FEN) postaderare, cu exceptia celor de la sursa 08.

Manager

Dr. Muresan Vasile



Director Financiar Contabil

Ec.Silasi Anca Elena



STABILITATE  
PRIVIND EXERCITAREA CONTROLULUI FINANCIAR PREVENTIV  
PENTRU TRIMESTRUL IV 2020  
IN MII LEI

0.0

OPERAT.CU EFECT FINANCIAR ASUP. FONDIRILOR PUBL.SAU PATR.PUBLIC	CORESP.COL.1 CADRU GEN.	TOTAL OPERATIUNI		din care:REFUZATE LA VIZA		din care:NEEFECT. REFUZ LA VIZA	
		NR.OPERATIUNI	VAL. MIL.LEI	NR.OPERATIUNI	VAL. MIL.LEI	NR.OPERATIUNI	VAL. MIL.LEI
TOTAL (rd.1+2+3+4+5+6+7+8+9)		2,177.00	88,843.98	0.00	0.00	0.00	0.00
Desch.rep.alim.retr.mod.cred.bug.		7.00	67,806.15	0.00	0.00	0.00	0.00
Total(rd.1.1+1.2+1.3+1.4)din care:		7.00	67,806.15				
Desch.de credite	A1						
Repart.alim.credite	A2						
Virari de credite	A4						
Alte operatiuni	A3;A5						
Angaj.legale-total(2.1+2.2+2.3+2.4+ +2.5+2.6+2.7) din care:		278.00	1,829.63	0.00	0.00	0.00	0.00
Acte admin.oblig.de plata	B14;B15;B16;B17						
Contr.pr.serv.furn.bun.exec.lucr.	B1;B2	278.00	1,829.63				
Contracte/acord finantare	B3						
Contr.facord de imprumut	B4;B10;B21						
Contr.facord de garanti.	B5;B6;B7;B8;B9						
Contr.inch.conces.pati.	B12;B18;B19;B20						
Alte acte iur.oblig.plata	B11;B13						
Propunere angaj.cheltuieli							
Angajamente bugetare globale							
Ordonantari in avans	C10;C13						
Ordonantari de plata total(6.1+6.2+ 6.3+6.4+6.5+6.6+6.7)din care:		1,892.00	19,208.20	0.00	0.00	0.00	0.00
Drepturi de personal si obl.af.	C14	845.00	13,324.53				
Pensii ajut.rente si altele							
Serv.prest.bunuri liv.lucr.exec.	C1;C9;C11	1,047.00	5,883.67				
Ramburs.dob.comis.si altele	C2;C3						
Subv.trans.prime.alte form.sprij.	C5						
Finantari,cofinantari	C12						
Alte obligatii	C4;C6;C7;C8						
Operat.financ/de plasament	E8;E9						
Operatiuni privind activele	D1;D2;D3;D4;E1						
Alte operatiuni	E2;E3;E4;E5;E6;E7						



Manager,  
Dr. Vasile Muresan

Persoana care acorda VIZA CFPP  
Director Financiar Contabil,  
Ec.Siliasi Anca Elena



**BALANTA CONTABILA DE VERIFICARE**

Tip balanta: Sintetica de grad 1  
Total pana la: Total Sint. 1  
Perioada: 01.01.2020 - 31.12.2020  
Total gen prin: Insumarea sinteticelelor de grad 3

- Lei noi -

Symbol Cont	SOLD INITIAL		RULAJE CURENTE		RULAJE CUMULATE AN		TOTAL SUME		SOLD FINAL	
	DEBIT	CREDIT	DEBIT	CREDIT	DEBIT	CREDIT	DEBIT	CREDIT	DEBIT	CREDIT
103	0.00	40,352,985.30	0.00	1,460,625.73	0.00	1,460,625.73	0.00	41,813,611.03	0.00	41,813,611.03
105	0.00	289,304.37	0.00	0.00	0.00	0.00	0.00	289,304.37	0.00	289,304.37
117	0.00	8,044,738.96	14,394,086.82	24,287,018.13	14,394,086.82	24,287,018.13	14,394,086.82	32,331,757.09	0.00	17,937,670.27
121	0.00	9,932,398.79	74,836,714.63	65,457,138.44	74,836,714.63	65,457,138.44	74,836,714.63	75,389,537.23	0.00	552,822.60
208	310,156.97	0.00	0.00	0.00	0.00	0.00	310,156.97	0.00	310,156.97	0.00
211	18,282,772.19	0.00	0.00	0.00	0.00	0.00	18,282,772.19	0.00	18,282,772.19	0.00
212	22,070,213.11	0.00	1,460,625.73	0.00	1,460,625.73	0.00	23,530,838.84	0.00	23,530,838.84	0.00
213	11,540,558.17	0.00	1,654,912.24	179,237.80	1,654,912.24	179,237.80	13,195,470.41	179,237.80	13,016,232.61	0.00
214	1,263,369.03	0.00	230,696.46	-179,237.80	230,696.46	-179,237.80	1,494,065.49	-179,237.80	1,673,303.29	0.00
231	546,823.98	0.00	970,296.25	1,336,403.77	970,296.25	1,336,403.77	1,517,120.23	1,336,403.77	180,716.46	0.00
280	0.00	166,879.44	0.00	143,277.53	0.00	143,277.53	0.00	310,156.97	0.00	310,156.97
281	0.00	4,785,299.64	0.00	1,015,837.39	0.00	1,015,837.39	0.00	5,801,137.03	0.00	5,801,137.03
302	2,183,485.98	0.00	10,036,431.62	8,793,146.46	10,036,431.62	8,793,146.46	12,219,917.60	8,793,146.46	3,426,771.14	0.00
303	2,193,212.69	0.00	640,382.71	381,055.51	640,382.71	381,055.51	2,833,595.40	381,055.51	2,452,539.89	0.00
307	0.00	0.00	10,925.49	8,170.14	10,925.49	8,170.14	10,925.49	8,170.14	2,755.35	0.00
345	0.00	0.00	29,178.55	29,178.55	29,178.55	29,178.55	29,178.55	29,178.55	0.00	0.00
401	0.00	11,856.35	12,608,983.79	12,638,489.58	12,608,983.79	12,638,489.58	12,608,983.79	12,650,345.93	0.00	41,362.14
404	0.00	0.00	1,404,489.70	1,404,489.70	1,404,489.70	1,404,489.70	1,404,489.70	1,404,489.70	0.00	0.00
411	7,148,646.95	0.00	66,021,564.06	66,725,231.02	66,021,564.06	66,725,231.02	73,170,211.01	66,725,231.02	6,444,979.99	0.00
421	0.00	2,204,278.00	52,719,071.00	53,142,116.00	52,719,071.00	53,142,116.00	52,719,071.00	55,346,394.00	0.00	2,627,323.00
423	0.00	39,739.00	950,846.00	969,287.00	950,846.00	969,287.00	950,846.00	1,009,026.00	0.00	58,180.00
425	6,000.00	0.00	8,200.00	14,200.00	8,200.00	14,200.00	14,200.00	14,200.00	0.00	0.00
427	0.00	31,662.00	370,998.00	369,629.00	370,998.00	369,629.00	370,998.00	401,291.00	0.00	30,293.00
428	0.00	91,606.26	8,513.67	10,448.68	8,513.67	10,448.68	8,513.67	102,054.94	0.00	93,541.27
431	0.00	1,529,257.00	20,768,648.00	21,040,139.00	20,768,648.00	21,040,139.00	20,768,648.00	22,569,396.00	0.00	1,800,748.00
442	0.00	3,777.77	7,368.25	5,550.48	7,368.25	5,550.48	7,368.25	9,328.25	0.00	1,960.00
444	0.00	247,401.00	3,441,168.00	3,489,535.00	3,441,168.00	3,489,535.00	3,441,168.00	3,736,936.00	0.00	295,768.00
446	0.00	32,979.00	381,519.00	378,966.00	381,519.00	378,966.00	381,519.00	411,945.00	0.00	30,426.00
448	0.00	0.00	34,427.00	34,427.00	34,427.00	34,427.00	34,427.00	34,427.00	0.00	0.00
461	156,031.19	0.00	173,675.25	6,366.25	173,675.25	6,366.25	329,706.44	6,366.25	323,340.19	0.00
462	0.00	225.66	13,825.12	19,273.15	13,825.12	19,273.15	13,825.12	19,498.81	0.00	5,673.69
468	0.00	0.00	1,126,000.00	1,126,000.00	1,126,000.00	1,126,000.00	1,126,000.00	1,126,000.00	0.00	0.00
512	0.00	0.00	1,810.07	1,810.07	1,810.07	1,810.07	1,810.07	1,810.07	0.00	0.00
519	0.00	0.00	1,126,000.00	1,126,000.00	1,126,000.00	1,126,000.00	1,126,000.00	1,126,000.00	0.00	0.00
531	0.00	0.00	93,189.52	93,189.52	93,189.52	93,189.52	93,189.52	93,189.52	0.00	0.00
532	311.00	0.00	309,821.00	309,908.50	309,821.00	309,908.50	310,132.00	309,908.50	223.50	0.00
550	115,614.68	0.00	15,448.98	10,913.67	15,448.98	10,913.67	131,063.66	10,913.67	120,149.99	0.00
552	225.91	0.00	39,951.44	19,503.41	39,951.44	19,503.41	40,177.35	19,503.41	20,673.94	0.00

Simbol Cont	SOLD INITIAL		RULAJE CURENTE		RULAJE CUMULATE AN		TOTAL SUME		SOLD FINAL	
	DEBIT	CREDIT	DEBIT	CREDIT	DEBIT	CREDIT	DEBIT	CREDIT	DEBIT	CREDIT
560	1,946,966.69	0.00	584,091,551.37	585,211,975.68	584,091,551.37	585,211,975.68	586,038,518.06	585,211,975.68	826,542.38	0.00
581	0.00	0.00	28,372.45	28,372.45	28,372.45	28,372.45	28,372.45	28,372.45	0.00	0.00
602	0.00	0.00	8,889,811.10	5,546,896.32	8,889,811.10	5,546,896.32	8,889,811.10	5,546,896.32	3,342,914.78	0.00
603	0.00	0.00	96,628.27	96,628.28	96,628.27	96,628.28	96,628.27	96,628.28	-0.01	0.00
610	0.00	0.00	842,660.87	638,468.68	842,660.87	638,468.68	842,660.87	638,468.68	204,192.19	0.00
611	0.00	0.00	228,315.32	118,905.71	228,315.32	118,905.71	228,315.32	118,905.71	109,409.61	0.00
613	0.00	0.00	18,737.79	5,823.58	18,737.79	5,823.58	18,737.79	5,823.58	12,914.21	0.00
614	0.00	0.00	559.80	559.80	559.80	559.80	559.80	559.80	0.00	0.00
623	0.00	0.00	1,675.00	759.00	1,675.00	759.00	1,675.00	759.00	916.00	0.00
624	0.00	0.00	28,274.20	21,359.06	28,274.20	21,359.06	28,274.20	21,359.06	6,915.14	0.00
626	0.00	0.00	75,818.22	57,231.20	75,818.22	57,231.20	75,818.22	57,231.20	18,587.02	0.00
627	0.00	0.00	134.08	27.07	134.08	27.07	134.08	27.07	107.01	0.00
628	0.00	0.00	1,996,450.94	1,240,147.75	1,996,450.94	1,240,147.75	1,996,450.94	1,240,147.75	756,303.19	0.00
629	0.00	0.00	116,920.79	46,713.46	116,920.79	46,713.46	116,920.79	46,713.46	70,207.33	0.00
635	0.00	0.00	379,076.40	286,553.40	379,076.40	286,553.40	379,076.40	286,553.40	92,523.00	0.00
641	0.00	0.00	53,142,116.00	39,815,872.00	53,142,116.00	39,815,872.00	53,142,116.00	39,815,872.00	13,326,244.00	0.00
642	0.00	0.00	306,611.00	0.00	306,611.00	0.00	306,611.00	0.00	306,611.00	0.00
645	0.00	0.00	2,422,722.00	1,808,449.00	2,422,722.00	1,808,449.00	2,422,722.00	1,808,449.00	614,273.00	0.00
658	0.00	0.00	36,720.55	14,097.58	36,720.55	14,097.58	36,720.55	14,097.58	22,622.97	0.00
665	0.00	0.00	17.88	17.88	17.88	17.88	17.88	17.88	0.00	0.00
681	0.00	0.00	1,159,114.92	851,186.73	1,159,114.92	851,186.73	1,159,114.92	851,186.73	307,928.19	0.00
682	0.00	0.00	1,297,402.77	0.00	1,297,402.77	0.00	1,297,402.77	0.00	1,297,402.77	0.00
750	0.00	0.00	600.00	600.00	600.00	600.00	600.00	600.00	0.00	0.00
751	0.00	0.00	50,004,974.13	69,227,193.03	50,004,974.13	69,227,193.03	50,004,974.13	69,227,193.03	19,222,218.90	0.00
770	0.00	0.00	69,400,586.07	69,400,586.07	69,400,586.07	69,400,586.07	69,400,586.07	69,400,586.07	0.00	0.00
772	0.00	0.00	1,082,847.39	1,257,638.28	1,082,847.39	1,257,638.28	1,082,847.39	1,257,638.28	174,790.89	0.00
779	0.00	0.00	14,097.58	29,178.55	14,097.58	29,178.55	14,097.58	29,178.55	0.00	0.00
TOTAL GENERAL	67,764,388.54	67,764,388.54	1,041,552,565.24	1,041,552,565.24	1,041,552,565.24	1,041,552,565.24	1,109,316,953.78	1,109,316,953.78	91,102,068.13	91,102,068.13

MANAGER  
DR. MURESAN VASILE



DIRECTOR FINANCIAR CONTABIL  
EC. ANCA ELENA SILASI

**BALANTA CONTABILA DE VERIFICARE**

Perioada: 01.01.2020 - 31.12.2020  
 Total gen prin: Insumarea sinteticelelor de grad 3

Tip balanta: Toate conturile  
 Total pana la: Total Sint. 1

- Lei noi -

Simbol Cont	SOLD INITIAL		RULAJE CURENTE		RULAJE CUMULATE AN		TOTAL SUME		SOLD FINAL	
	DEBIT	CREDIT	DEBIT	CREDIT	DEBIT	CREDIT	DEBIT	CREDIT	DEBIT	CREDIT
103.00.00	0.00	40,352,985.30	0.00	1,460,625.73	0.00	1,460,625.73	0.00	41,813,611.03	0.00	41,813,611.03
103.00 : TOTAL	0.00	40,352,985.30	0.00	1,460,625.73	0.00	1,460,625.73	0.00	41,813,611.03	0.00	41,813,611.03
103 : TOTAL	0.00	40,352,985.30	0.00	1,460,625.73	0.00	1,460,625.73	0.00	41,813,611.03	0.00	41,813,611.03
105.03.00	0.00	289,304.37	0.00	0.00	0.00	0.00	0.00	289,304.37	0.00	289,304.37
105.03 : TOTAL	0.00	289,304.37	0.00	0.00	0.00	0.00	0.00	289,304.37	0.00	289,304.37
105 : TOTAL	0.00	289,304.37	0.00	0.00	0.00	0.00	0.00	289,304.37	0.00	289,304.37
117.00.00.01.09	0.00	24,256.34	0.00	0.00	0.00	0.00	0.00	24,256.34	0.00	24,256.34
117.00.00.01.10	0.00	124,790.59	0.00	0.00	0.00	0.00	0.00	124,790.59	0.00	124,790.59
117.00.00.01.12	209.17	0.00	0.00	0.00	0.00	0.00	209.17	0.00	209.17	0.00
117.00.00.01.22	0.00	344,842.15	0.00	0.00	0.00	0.00	0.00	344,842.15	0.00	344,842.15
117.00.00.01 : TOTAL	0.00	493,679.91	0.00	0.00	0.00	0.00	0.00	493,679.91	0.00	493,679.91
117.00.00.10.01	0.00	206.60	0.00	0.00	0.00	0.00	0.00	206.60	0.00	206.60
117.00.00.10.02	0.00	70.96	0.00	0.00	0.00	0.00	0.00	70.96	0.00	70.96
117.00.00.10.03	10,137.56	0.00	0.00	0.00	0.00	0.00	10,137.56	0.00	10,137.56	0.00
117.00.00.10.04	49.68	0.00	0.00	0.00	0.00	0.00	49.68	0.00	49.68	0.00
117.00.00.10.05	5,545.32	0.00	0.00	0.00	0.00	0.00	5,545.32	0.00	5,545.32	0.00
117.00.00.10.15	0.00	7,566,514.05	14,394,086.82	24,287,018.13	14,394,086.82	24,287,018.13	14,394,086.82	31,853,532.18	0.00	17,459,445.36
117.00.00.10 : TOTAL	0.00	7,551,059.05	14,394,086.82	24,287,018.13	14,394,086.82	24,287,018.13	14,394,086.82	31,838,077.18	0.00	17,443,990.36
117.00.00.20 : TOTAL	0.00	8,044,738.96	14,394,086.82	24,287,018.13	14,394,086.82	24,287,018.13	14,394,086.82	32,331,757.09	0.00	17,937,670.27
117.00.00.30 : TOTAL	0.00	8,044,738.96	14,394,086.82	24,287,018.13	14,394,086.82	24,287,018.13	14,394,086.82	32,331,757.09	0.00	17,937,670.27
121.00.00.10	0.00	9,932,398.79	74,836,714.63	65,457,138.44	74,836,714.63	65,457,138.44	74,836,714.63	75,389,537.23	0.00	552,822.60
121.00.00 : TOTAL	0.00	9,932,398.79	74,836,714.63	65,457,138.44	74,836,714.63	65,457,138.44	74,836,714.63	75,389,537.23	0.00	552,822.60
121.00 : TOTAL	0.00	9,932,398.79	74,836,714.63	65,457,138.44	74,836,714.63	65,457,138.44	74,836,714.63	75,389,537.23	0.00	552,822.60
121 : TOTAL	0.00	9,932,398.79	74,836,714.63	65,457,138.44	74,836,714.63	65,457,138.44	74,836,714.63	75,389,537.23	0.00	552,822.60
208.01.00	90,460.23	0.00	0.00	0.00	0.00	0.00	90,460.23	0.00	90,460.23	0.00
208.01 : TOTAL	90,460.23	0.00	0.00	0.00	0.00	0.00	90,460.23	0.00	90,460.23	0.00
208.02.00	219,696.74	0.00	0.00	0.00	0.00	0.00	219,696.74	0.00	219,696.74	0.00
208.02 : TOTAL	219,696.74	0.00	0.00	0.00	0.00	0.00	219,696.74	0.00	219,696.74	0.00
208 : TOTAL	310,156.97	0.00	0.00	0.00	0.00	0.00	310,156.97	0.00	310,156.97	0.00
211.01.00.01	16,488,586.39	0.00	0.00	0.00	0.00	0.00	16,488,586.39	0.00	16,488,586.39	0.00
211.01.00.02	1,794,185.80	0.00	0.00	0.00	0.00	0.00	1,794,185.80	0.00	1,794,185.80	0.00
211.01.00 : TOTAL	18,282,772.19	0.00	0.00	0.00	0.00	0.00	18,282,772.19	0.00	18,282,772.19	0.00
211.01 : TOTAL	18,282,772.19	0.00	0.00	0.00	0.00	0.00	18,282,772.19	0.00	18,282,772.19	0.00
211 : TOTAL	18,282,772.19	0.00	0.00	0.00	0.00	0.00	18,282,772.19	0.00	18,282,772.19	0.00
212.09.01.01	17,376,069.64	0.00	0.00	0.00	0.00	0.00	19,092,658.38	0.00	19,092,658.38	0.00
212.09.01.02	4,694,143.47	0.00	0.00	0.00	0.00	0.00	4,438,180.46	0.00	4,438,180.46	0.00
212.09.01 : TOTAL	22,070,213.11	0.00	0.00	0.00	0.00	0.00	23,530,838.84	0.00	23,530,838.84	0.00

Simbol Cont	SOLD INITIAL		RULAJE CURENTE		RULAJE CUMULATE AN		TOTAL SUME		SOLD FINAL	
	DEBIT	CREDIT	DEBIT	CREDIT	DEBIT	CREDIT	DEBIT	CREDIT	DEBIT	CREDIT
212.09 : TOTAL	22,070,213.11	0.00	1,460,625.73	0.00	1,460,625.73	0.00	23,530,838.84	0.00	23,530,838.84	0.00
212 : TOTAL	22,070,213.11	0.00	1,460,625.73	0.00	1,460,625.73	0.00	23,530,838.84	0.00	23,530,838.84	0.00
213.01.00.01	10,714,925.91	0.00	1,588,337.25	-42,364.45	1,588,337.25	-42,364.45	12,303,263.16	-42,364.45	12,345,627.61	0.00
213.01.00.02	69,168.33	0.00	0.00	0.00	0.00	0.00	69,168.33	0.00	69,168.33	0.00
213.01.00 : TOTAL	10,784,094.24	0.00	1,588,337.25	-42,364.45	1,588,337.25	-42,364.45	12,372,431.49	-42,364.45	12,414,795.94	0.00
213.01 : TOTAL	10,784,094.24	0.00	1,588,337.25	-42,364.45	1,588,337.25	-42,364.45	12,372,431.49	-42,364.45	12,414,795.94	0.00
213.02.00.01	516,363.33	0.00	0.00	221,602.25	0.00	221,602.25	516,363.33	221,602.25	294,761.08	0.00
213.02.00.02	3,973.41	0.00	0.00	0.00	0.00	0.00	3,973.41	0.00	3,973.41	0.00
213.02.00 : TOTAL	520,336.74	0.00	0.00	221,602.25	0.00	221,602.25	520,336.74	221,602.25	298,734.49	0.00
213.02 : TOTAL	520,336.74	0.00	0.00	221,602.25	0.00	221,602.25	520,336.74	221,602.25	298,734.49	0.00
213.03.00.01	236,127.02	0.00	66,574.99	0.00	66,574.99	0.00	302,702.01	0.00	302,702.01	0.00
213.03.00 : TOTAL	236,127.02	0.00	66,574.99	0.00	66,574.99	0.00	302,702.01	0.00	302,702.01	0.00
213.03 : TOTAL	236,127.02	0.00	66,574.99	0.00	66,574.99	0.00	302,702.01	0.00	302,702.01	0.00
213.04.00.02	0.17	0.00	0.00	0.00	0.00	0.00	0.17	0.00	0.17	0.00
213.04.00 : TOTAL	0.17	0.00	0.00	0.00	0.00	0.00	0.17	0.00	0.17	0.00
213.04 : TOTAL	0.17	0.00	0.00	0.00	0.00	0.00	0.17	0.00	0.17	0.00
213 : TOTAL	11,540,558.17	0.00	1,654,912.24	179,237.80	1,654,912.24	179,237.80	13,195,470.41	179,237.80	13,016,232.61	0.00
214.00.00.01	1,074,227.85	0.00	121,777.58	-179,237.80	121,777.58	-179,237.80	1,196,005.43	-179,237.80	1,375,243.23	0.00
214.00.00.02	189,141.18	0.00	108,918.88	0.00	108,918.88	0.00	298,060.06	0.00	298,060.06	0.00
214.00.00 : TOTAL	1,263,369.03	0.00	230,696.46	-179,237.80	230,696.46	-179,237.80	1,494,065.49	-179,237.80	1,673,303.29	0.00
214.00 : TOTAL	1,263,369.03	0.00	230,696.46	-179,237.80	230,696.46	-179,237.80	1,494,065.49	-179,237.80	1,673,303.29	0.00
214 : TOTAL	1,263,369.03	0.00	230,696.46	-179,237.80	230,696.46	-179,237.80	1,494,065.49	-179,237.80	1,673,303.29	0.00
231.00.00.01	528,973.98	0.00	970,296.25	1,318,553.77	970,296.25	1,318,553.77	1,499,270.23	1,318,553.77	1,673,303.29	0.00
231.00.00.02	17,850.00	0.00	0.00	17,850.00	0.00	17,850.00	17,850.00	17,850.00	180,716.46	0.00
231.00.00 : TOTAL	546,823.98	0.00	970,296.25	1,336,403.77	970,296.25	1,336,403.77	1,517,120.23	1,336,403.77	1,854,019.75	0.00
231.00 : TOTAL	546,823.98	0.00	970,296.25	1,336,403.77	970,296.25	1,336,403.77	1,517,120.23	1,336,403.77	1,854,019.75	0.00
231 : TOTAL	546,823.98	0.00	970,296.25	1,336,403.77	970,296.25	1,336,403.77	1,517,120.23	1,336,403.77	1,854,019.75	0.00
280.08.01	0.00	166,879.44	0.00	143,277.53	0.00	143,277.53	0.00	310,156.97	0.00	310,156.97
280.08 : TOTAL	0.00	166,879.44	0.00	143,277.53	0.00	143,277.53	0.00	310,156.97	0.00	310,156.97
280 : TOTAL	0.00	166,879.44	0.00	143,277.53	0.00	143,277.53	0.00	310,156.97	0.00	310,156.97
281.03.01	0.00	4,308,718.85	0.00	754,606.41	0.00	754,606.41	0.00	5,063,325.26	0.00	5,063,325.26
281.03.02	0.00	0.00	0.00	188.74	0.00	188.74	0.00	188.74	0.00	188.74
281.03.02.01	0.00	116,341.19	0.00	18,076.56	0.00	18,076.56	0.00	134,417.75	0.00	134,417.75
281.03.02.02	0.00	46,663.11	0.00	2,076.14	0.00	2,076.14	0.00	48,739.25	0.00	48,739.25
281.03.02 : TOTAL	0.00	163,004.30	0.00	20,341.44	0.00	20,341.44	0.00	183,345.74	0.00	183,345.74
281.03.03	0.00	97,492.02	0.00	144,182.92	0.00	144,182.92	0.00	241,674.94	0.00	241,674.94
281.03.04	0.00	0.17	0.00	0.00	0.00	0.00	0.17	0.17	0.00	0.17
281.03 : TOTAL	0.00	4,569,215.34	0.00	919,130.77	0.00	919,130.77	0.00	5,488,346.11	0.00	5,488,346.11
281.04.00.1	0.00	201,901.19	0.00	82,241.36	0.00	82,241.36	0.00	284,142.55	0.00	284,142.55
281.04.00.2	0.00	14,183.11	0.00	14,465.26	0.00	14,465.26	0.00	28,648.37	0.00	28,648.37
281.04.00 : TOTAL	0.00	216,084.30	0.00	96,706.62	0.00	96,706.62	0.00	312,790.92	0.00	312,790.92
281.04 : TOTAL	0.00	216,084.30	0.00	96,706.62	0.00	96,706.62	0.00	312,790.92	0.00	312,790.92
302.02.00.01	90.54	0.00	40,586.64	39,752.13	40,586.64	39,752.13	40,677.18	39,752.13	925.05	0.00
302.02.00 : TOTAL	90.54	0.00	40,586.64	39,752.13	40,586.64	39,752.13	40,677.18	39,752.13	925.05	0.00
302.02 : TOTAL	90.54	0.00	40,586.64	39,752.13	40,586.64	39,752.13	40,677.18	39,752.13	925.05	0.00

Simbol Cont.	SOLD INITIAL		RULAJE CURENTE		RULAJE CUMULATE AN		TOTAL SUME		SOLD FINAL	
	DEBIT	CREDIT	DEBIT	CREDIT	DEBIT	CREDIT	DEBIT	CREDIT	DEBIT	CREDIT
302.02.00.02	500.00	0.00	210.03	710.03	210.03	710.03	710.03	710.03	0.00	0.00
302.02.00.05	0.00	0.00	1,324.64	1,024.64	1,324.64	1,024.64	1,324.64	1,024.64	300.00	0.00
302.02.00 : TOTAL	590.54	0.00	42,121.31	41,486.80	42,121.31	41,486.80	42,121.31	41,486.80	1,225.05	0.00
302.02 : TOTAL	590.54	0.00	42,121.31	41,486.80	42,121.31	41,486.80	42,121.31	41,486.80	1,225.05	0.00
302.04.00.01	7,541.74	0.00	16,003.17	22,887.91	16,003.17	22,887.91	23,544.91	22,887.91	657.00	0.00
302.04.00.02	0.00	0.00	809.20	809.20	809.20	809.20	809.20	809.20	0.00	0.00
302.04.00.03	0.00	0.00	29,118.11	23,537.01	29,118.11	23,537.01	29,118.11	23,537.01	5,581.10	0.00
302.04.00 : TOTAL	7,541.74	0.00	45,930.48	47,234.12	45,930.48	47,234.12	53,472.22	47,234.12	6,238.10	0.00
302.04 : TOTAL	7,541.74	0.00	45,930.48	47,234.12	45,930.48	47,234.12	53,472.22	47,234.12	6,238.10	0.00
302.07.00.01	39,219.46	0.00	337,390.74	339,781.34	337,390.74	339,781.34	376,610.20	339,781.34	36,828.86	0.00
302.07.00.02	10,863.82	0.00	139,272.41	137,037.13	139,272.41	137,037.13	150,136.23	137,037.13	13,099.10	0.00
302.07.00.03	0.00	0.00	8,064.03	7,076.03	8,064.03	7,076.03	8,064.03	7,076.03	988.00	0.00
302.07.00 : TOTAL	50,083.28	0.00	484,727.18	483,894.50	484,727.18	483,894.50	534,810.46	483,894.50	50,915.96	0.00
302.07 : TOTAL	50,083.28	0.00	484,727.18	483,894.50	484,727.18	483,894.50	534,810.46	483,894.50	50,915.96	0.00
302.08.00.01	142,353.86	0.00	709,614.54	619,922.57	709,614.54	619,922.57	851,968.40	619,922.57	232,045.83	0.00
302.08.00.02	11,438.07	0.00	48,281.21	50,240.09	48,281.21	50,240.09	59,719.28	50,240.09	9,479.19	0.00
302.08.00.05	0.00	0.00	1,234,488.09	795,395.17	1,234,488.09	795,395.17	1,234,488.09	795,395.17	439,092.92	0.00
302.08.00 : TOTAL	153,791.93	0.00	1,992,383.84	1,465,557.83	1,992,383.84	1,465,557.83	2,146,175.77	1,465,557.83	680,617.94	0.00
302.08 : TOTAL	153,791.93	0.00	1,992,383.84	1,465,557.83	1,992,383.84	1,465,557.83	2,146,175.77	1,465,557.83	680,617.94	0.00
302.09.00.1.01	269,436.03	0.00	869,622.73	893,291.14	869,622.73	893,291.14	1,139,058.76	893,291.14	245,767.62	0.00
302.09.00.1.03	20,526.87	0.00	0.00	4,478.64	0.00	4,478.64	20,526.87	4,478.64	16,048.23	0.00
302.09.00.1.08	568,566.40	0.00	508,386.64	1,016,284.92	508,386.64	1,016,284.92	1,076,953.04	1,016,284.92	60,668.12	0.00
302.09.00.1.10	722.70	0.00	0.00	722.70	0.00	722.70	722.70	722.70	0.00	0.00
302.09.00.1.11	0.00	0.00	983,171.23	602,047.29	983,171.23	602,047.29	983,171.23	602,047.29	381,123.94	0.00
302.09.00.1 : TOTAL	859,252.00	0.00	2,361,180.60	2,516,824.69	2,361,180.60	2,516,824.69	3,220,432.60	2,516,824.69	703,607.91	0.00
302.09.00.11	4,244.85	0.00	8,889.58	9,133.20	8,889.58	9,133.20	13,134.43	9,133.20	4,001.23	0.00
302.09.00.13.01	772.48	0.00	1,448.03	1,100.74	1,448.03	1,100.74	2,220.51	1,100.74	1,119.77	0.00
302.09.00.13.02	1,197.44	0.00	1,814.68	1,820.81	1,814.68	1,820.81	3,012.12	1,820.81	1,191.31	0.00
302.09.00.13.03	2,473.83	0.00	1,201.66	3,675.49	1,201.66	3,675.49	3,675.49	3,675.49	0.00	0.00
302.09.00.13.04	1,935.55	0.00	2,179.70	2,534.87	2,179.70	2,534.87	4,115.25	2,534.87	1,580.38	0.00
302.09.00.13.05	6,555.31	0.00	1,738.59	8,293.89	1,738.59	8,293.89	8,293.90	8,293.89	0.01	0.00
302.09.00.13.06	1,052.83	0.00	871.73	1,186.58	871.73	1,186.58	1,924.56	1,186.58	737.98	0.00
302.09.00.13.07	130.41	0.00	0.00	0.00	0.00	0.00	130.41	0.00	130.41	0.00
302.09.00.13.08	0.00	0.00	47,784.70	26,820.37	47,784.70	26,820.37	47,784.70	26,820.37	20,964.33	0.00
302.09.00.13.09	0.00	0.00	9,072.68	4,587.30	9,072.68	4,587.30	9,072.68	4,587.30	4,485.38	0.00
302.09.00.14	60.43	0.00	0.00	60.43	0.00	60.43	60.43	60.43	0.00	0.00
302.09.00.16	11,262.08	0.00	0.00	7,917.24	0.00	7,917.24	11,262.08	7,917.24	3,344.84	0.00
302.09.00.18.01	124.80	0.00	153.45	132.90	153.45	132.90	278.25	132.90	145.35	0.00
302.09.00.18.02	101.82	0.00	137.60	115.68	137.60	115.68	239.42	115.68	123.74	0.00
302.09.00.18.03	171.84	0.00	84.28	49.88	84.28	49.88	256.12	49.88	206.24	0.00
302.09.00.18.04	5.87	0.00	7.32	6.24	7.32	6.24	13.19	6.24	6.95	0.00
302.09.00.18.05	165.47	0.00	59.62	225.09	59.62	225.09	225.09	225.09	0.00	0.00
302.09.00.18.06	158.47	0.00	85.92	94.06	85.92	94.06	244.39	94.06	150.33	0.00
302.09.00.18.08	141.26	0.00	16.35	0.00	16.35	0.00	157.61	0.00	157.61	0.00

Simbol Cont	SOLD INITIAL		RULAJE CURENTE		RULAJE CUMULATE AN		TOTAL SUME		SOLD FINAL	
	DEBIT	CREDIT	DEBIT	CREDIT	DEBIT	CREDIT	DEBIT	CREDIT	DEBIT	CREDIT
302.09.00.18.09	0.00	0.00	19.97	1.28	19.97	1.28	19.97	1.28	18.69	0.00
302.09.00.18.10	0.00	0.00	18.19	0.00	18.19	0.00	18.19	0.00	18.19	0.00
302.09.00.2.01	162,416.35	0.00	623,370.93	648,020.83	623,370.93	648,020.83	785,787.28	648,020.83	137,766.45	0.00
302.09.00.2.02	1,531.49	0.00	22,054.01	18,556.51	22,054.01	18,556.51	23,585.50	18,556.51	5,028.99	0.00
302.09.00.2.03	0.00	0.00	2,064,410.78	1,762,720.92	2,064,410.78	1,762,720.92	2,064,410.78	1,762,720.92	301,689.86	0.00
302.09.00.2 : TOTAL	163,947.84	0.00	2,709,835.72	2,429,298.26	2,709,835.72	2,429,298.26	2,873,783.56	2,429,298.26	444,485.30	0.00
302.09.00.3	789,218.18	0.00	1,556,789.96	1,060,967.24	1,556,789.96	1,060,967.24	2,346,008.14	1,060,967.24	1,285,040.90	0.00
302.09.00.4.01	12,008.29	0.00	141,037.02	132,438.60	141,037.02	132,438.60	153,045.31	132,438.60	20,606.71	0.00
302.09.00.4.02	1,928.99	0.00	13,265.43	11,702.84	13,265.43	11,702.84	15,194.42	11,702.84	3,491.58	0.00
302.09.00.4.03	0.00	0.00	155,629.19	121,988.30	155,629.19	121,988.30	155,629.19	121,988.30	33,640.89	0.00
302.09.00.4 : TOTAL	13,937.28	0.00	309,931.64	266,129.74	309,931.64	266,129.74	323,868.92	266,129.74	57,739.18	0.00
302.09.00.6	71,525.66	0.00	196,763.01	185,802.67	196,763.01	185,802.67	268,288.67	185,802.67	82,486.00	0.00
302.09.00.7.1	38,640.25	0.00	207,970.88	192,225.37	207,970.88	192,225.37	246,611.13	192,225.37	54,385.76	0.00
302.09.00.7.4.01	7.72	0.00	1.67	1.38	1.67	1.38	9.39	1.38	8.01	0.00
302.09.00.7.4.02	4.82	0.00	5.89	0.00	5.89	0.00	10.71	0.00	10.71	0.00
302.09.00.7.4.03	80.72	0.00	3.69	84.41	3.69	84.41	84.41	84.41	0.00	0.00
302.09.00.7.4.04	71.11	0.00	59.18	84.10	59.18	84.10	130.29	84.10	46.19	0.00
302.09.00.7.4.06	6.33	0.00	3.08	3.08	3.08	3.08	9.41	3.08	6.33	0.00
302.09.00.7.4.07	37.41	0.00	0.00	0.00	0.00	0.00	37.41	0.00	37.41	0.00
302.09.00.7.4.10	0.00	0.00	290.29	157.91	290.29	157.91	290.29	157.91	132.38	0.00
302.09.00.7 : TOTAL	38,848.36	0.00	30,418.78	17,290.88	30,418.78	17,290.88	30,418.78	17,290.88	13,127.90	0.00
302.09.00.7.5.01	10.44	0.00	16.72	1.04	16.72	1.04	27.16	1.04	26.12	0.00
302.09.00.7.5.02	17.95	0.00	13.73	8.10	13.73	8.10	31.68	8.10	23.58	0.00
302.09.00.7.5.03	42.62	0.00	12.30	0.00	12.30	0.00	54.92	0.00	54.92	0.00
302.09.00.7.5.04	4.24	0.00	0.50	0.00	0.50	0.00	4.74	0.00	4.74	0.00
302.09.00.7.5.05	21.91	0.00	0.00	21.91	0.00	21.91	21.91	21.91	0.00	0.00
302.09.00.7.5.08	7.13	0.00	0.00	0.00	0.00	0.00	7.13	0.00	7.13	0.00
302.09.00.8	4,090.14	0.00	22,387.12	18,316.38	22,387.12	18,316.38	26,477.26	18,316.38	8,160.88	0.00
302.09.00 : TOTAL	1,971,478.49	0.00	7,471,268.81	6,754,973.21	7,471,268.81	6,754,973.21	9,442,747.30	6,754,973.21	2,687,774.09	0.00
302.09 : TOTAL	1,971,478.49	0.00	7,471,268.81	6,754,973.21	7,471,268.81	6,754,973.21	9,442,747.30	6,754,973.21	2,687,774.09	0.00
302 : TOTAL	2,183,485.98	0.00	10,036,431.62	8,793,146.46	10,036,431.62	8,793,146.46	12,219,917.60	8,793,146.46	3,426,771.14	0.00
303.01.00.01.01	16,463.94	0.00	129,372.23	96,653.70	129,372.23	96,653.70	145,836.17	96,653.70	49,182.47	0.00
303.01.00.01.02	26,471.28	0.00	280.00	5,473.49	280.00	5,473.49	26,751.28	5,473.49	21,277.79	0.00
303.01.00.01.03	8,031.67	0.00	45,184.36	43,278.46	45,184.36	43,278.46	53,216.03	43,278.46	9,937.57	0.00
303.01.00.01.04	5,327.81	0.00	163,512.93	118,530.43	163,512.93	118,530.43	168,840.74	118,530.43	50,310.31	0.00
303.01.00.01 : TOTAL	56,294.70	0.00	338,349.52	263,936.08	338,349.52	263,936.08	394,644.22	263,936.08	130,708.14	0.00
303.01.00.02.01	2,997.78	0.00	11,164.21	869.29	11,164.21	869.29	14,161.99	869.29	13,292.70	0.00
303.01.00.02.02	17,803.82	0.00	0.00	17,449.79	0.00	17,449.79	17,803.82	17,449.79	354.03	0.00
303.01.00.02.03	0.00	0.00	3,401.02	0.00	3,401.02	0.00	3,401.02	0.00	3,401.02	0.00
303.01.00.02.04	0.00	0.00	2,172.05	2,172.05	2,172.05	2,172.05	2,172.05	2,172.05	0.00	0.00
303.01.00.02 : TOTAL	20,801.60	0.00	16,737.28	20,491.13	16,737.28	20,491.13	37,538.88	20,491.13	17,047.75	0.00
303.01.00 : TOTAL	77,096.30	0.00	355,086.80	284,427.21	355,086.80	284,427.21	432,183.10	284,427.21	147,755.89	0.00
303.01 : TOTAL	77,096.30	0.00	355,086.80	284,427.21	355,086.80	284,427.21	432,183.10	284,427.21	147,755.89	0.00

Simbol Cont	SOLD INITIAL		RULAJE CURENTE		RULAJE CUMULATE AN		TOTAL SUME		SOLD FINAL	
	DEBIT	CREDIT	DEBIT	CREDIT	DEBIT	CREDIT	DEBIT	CREDIT	DEBIT	CREDIT
303.02.00.01.01	870,263.30	0.00	97,522.99	26,110.70	97,522.99	26,110.70	967,786.29	26,110.70	941,675.59	0.00
303.02.00.01.02	229,784.08	0.00	5,473.49	24,919.69	5,473.49	24,919.69	235,257.57	24,919.69	210,337.88	0.00
303.02.00.01.03	382,575.70	0.00	43,278.46	2,923.83	43,278.46	2,923.83	425,854.16	2,923.83	422,930.33	0.00
303.02.00.01.04	465,577.75	0.00	118,530.43	23,876.65	118,530.43	23,876.65	584,108.18	23,876.65	560,231.53	0.00
303.02.00.01 : TOTAL	1,948,200.83	0.00	264,805.37	77,830.87	264,805.37	77,830.87	2,213,006.20	77,830.87	2,135,175.33	0.00
303.02.00.02.01	92,369.95	0.00	868.70	4,243.31	868.70	4,243.31	93,238.65	4,243.31	88,995.34	0.00
303.02.00.02.02	39,001.55	0.00	17,449.79	6,434.12	17,449.79	6,434.12	56,451.34	6,434.12	50,017.22	0.00
303.02.00.02.03	6,157.49	0.00	0.00	0.00	0.00	0.00	6,157.49	0.00	6,157.49	0.00
303.02.00.02.04	30,386.57	0.00	2,172.05	8,120.00	2,172.05	8,120.00	32,558.62	8,120.00	24,438.62	0.00
303.02.00.02 : TOTAL	167,915.56	0.00	20,490.54	18,797.43	20,490.54	18,797.43	188,406.10	18,797.43	169,608.67	0.00
303.02.00 : TOTAL	2,116,116.39	0.00	285,295.91	96,628.30	285,295.91	96,628.30	2,401,412.30	96,628.30	2,304,784.00	0.00
303.02 : TOTAL	2,116,116.39	0.00	285,295.91	96,628.30	285,295.91	96,628.30	2,401,412.30	96,628.30	2,304,784.00	0.00
303 : TOTAL	2,193,212.69	0.00	640,382.71	381,055.51	640,382.71	381,055.51	2,833,595.40	381,055.51	2,452,539.89	0.00
307.00.00.01	0.00	0.00	5,071.78	4,582.72	5,071.78	4,582.72	5,071.78	4,582.72	489.06	0.00
307.00.00.02	0.00	0.00	5,853.71	3,587.42	5,853.71	3,587.42	5,853.71	3,587.42	2,266.29	0.00
307.00.00 : TOTAL	0.00	0.00	10,925.49	8,170.14	10,925.49	8,170.14	10,925.49	8,170.14	2,755.35	0.00
307.00 : TOTAL	0.00	0.00	10,925.49	8,170.14	10,925.49	8,170.14	10,925.49	8,170.14	2,755.35	0.00
307 : TOTAL	0.00	0.00	10,925.49	8,170.14	10,925.49	8,170.14	10,925.49	8,170.14	2,755.35	0.00
345.00.00.01	0.00	0.00	29,178.55	29,178.55	29,178.55	29,178.55	29,178.55	29,178.55	0.00	0.00
345.00.00 : TOTAL	0.00	0.00	29,178.55	29,178.55	29,178.55	29,178.55	29,178.55	29,178.55	0.00	0.00
345.00 : TOTAL	0.00	0.00	29,178.55	29,178.55	29,178.55	29,178.55	29,178.55	29,178.55	0.00	0.00
401.01.00	0.00	11,856.35	12,608,983.79	12,638,489.58	12,608,983.79	12,638,489.58	12,608,983.79	12,650,345.93	0.00	41,362.14
401.01 : TOTAL	0.00	11,856.35	12,608,983.79	12,638,489.58	12,608,983.79	12,638,489.58	12,608,983.79	12,650,345.93	0.00	41,362.14
401 : TOTAL	0.00	11,856.35	12,608,983.79	12,638,489.58	12,608,983.79	12,638,489.58	12,608,983.79	12,650,345.93	0.00	41,362.14
404.01.00.034	0.00	0.00	93,415.00	93,415.00	93,415.00	93,415.00	93,415.00	93,415.00	0.00	0.00
404.01.00.060	0.00	0.00	103,530.00	103,530.00	103,530.00	103,530.00	103,530.00	103,530.00	0.00	0.00
404.01.00.067	0.00	0.00	8,402.00	8,402.00	8,402.00	8,402.00	8,402.00	8,402.00	0.00	0.00
404.01.00.108	0.00	0.00	15,839.22	15,839.22	15,839.22	15,839.22	15,839.22	15,839.22	0.00	0.00
404.01.00.109	0.00	0.00	768,785.57	768,785.57	768,785.57	768,785.57	768,785.57	768,785.57	0.00	0.00
404.01.00.116	0.00	0.00	32,844.00	32,844.00	32,844.00	32,844.00	32,844.00	32,844.00	0.00	0.00
404.01.00.117	0.00	0.00	185,833.22	185,833.22	185,833.22	185,833.22	185,833.22	185,833.22	0.00	0.00
404.01.00.118	0.00	0.00	75,032.00	75,032.00	75,032.00	75,032.00	75,032.00	75,032.00	0.00	0.00
404.01.00.119	0.00	0.00	9,329.60	9,329.60	9,329.60	9,329.60	9,329.60	9,329.60	0.00	0.00
404.01.00.120	0.00	0.00	4,645.84	4,645.84	4,645.84	4,645.84	4,645.84	4,645.84	0.00	0.00
404.01.00.121	0.00	0.00	10,696.28	10,696.28	10,696.28	10,696.28	10,696.28	10,696.28	0.00	0.00
404.01.00.122	0.00	0.00	66,574.99	66,574.99	66,574.99	66,574.99	66,574.99	66,574.99	0.00	0.00
404.01.00.123	0.00	0.00	4,571.98	4,571.98	4,571.98	4,571.98	4,571.98	4,571.98	0.00	0.00
404.01.00.124	0.00	0.00	24,990.00	24,990.00	24,990.00	24,990.00	24,990.00	24,990.00	0.00	0.00
404.01.00 : TOTAL	0.00	0.00	1,404,489.70	1,404,489.70	1,404,489.70	1,404,489.70	1,404,489.70	1,404,489.70	0.00	0.00
404.01 : TOTAL	0.00	0.00	1,404,489.70	1,404,489.70	1,404,489.70	1,404,489.70	1,404,489.70	1,404,489.70	0.00	0.00
404 : TOTAL	0.00	0.00	1,404,489.70	1,404,489.70	1,404,489.70	1,404,489.70	1,404,489.70	1,404,489.70	0.00	0.00
411.01.01	7,148,646.95	0.00	66,021,564.06	66,725,231.02	66,021,564.06	66,725,231.02	73,170,211.01	66,725,231.02	6,444,979.99	0.00
411.01 : TOTAL	7,148,646.95	0.00	66,021,564.06	66,725,231.02	66,021,564.06	66,725,231.02	73,170,211.01	66,725,231.02	6,444,979.99	0.00

Simbol Cont	SOLD INITIAL		RULAJE CURENTE		RULAJE CUMULATE AN		TOTAL SUME		SOLD FINAL	
	DEBIT	CREDIT	DEBIT	CREDIT	DEBIT	CREDIT	DEBIT	CREDIT	DEBIT	CREDIT
	411 : TOTAL	7,148,646.95	0.00	66,021,564.06	66,725,231.02	66,021,564.06	66,725,231.02	73,170,211.01	66,725,231.02	6,444,979.99
421.00.00.01	0.00	1,036,257.00	24,973,915.00	25,221,469.00	24,973,915.00	25,221,469.00	24,973,915.00	26,257,726.00	0.00	1,283,811.00
421.00.00.02	0.00	117,922.00	2,577,355.00	2,582,978.00	2,577,355.00	2,582,978.00	2,577,355.00	2,700,900.00	0.00	123,545.00
421.00.00.04	0.00	149,301.00	3,217,286.00	3,230,000.00	3,217,286.00	3,230,000.00	3,217,286.00	3,379,301.00	0.00	162,015.00
421.00.00.05	0.00	900,798.00	21,950,515.00	22,107,669.00	21,950,515.00	22,107,669.00	21,950,515.00	23,008,467.00	0.00	1,057,952.00
421.00.00 : TOTAL	0.00	2,204,278.00	52,719,071.00	53,142,116.00	52,719,071.00	53,142,116.00	52,719,071.00	55,346,394.00	0.00	2,627,323.00
421.00 : TOTAL	0.00	2,204,278.00	52,719,071.00	53,142,116.00	52,719,071.00	53,142,116.00	52,719,071.00	55,346,394.00	0.00	2,627,323.00
423.00.00.01	0.00	16,638.00	392,566.00	413,654.00	392,566.00	413,654.00	392,566.00	430,292.00	0.00	37,726.00
423.00.00.04	0.00	0.00	44,852.00	44,852.00	44,852.00	44,852.00	44,852.00	44,852.00	0.00	0.00
423.00.00.05	0.00	23,101.00	513,428.00	510,781.00	513,428.00	510,781.00	513,428.00	533,882.00	0.00	20,454.00
423.00.00 : TOTAL	0.00	39,739.00	950,846.00	969,287.00	950,846.00	969,287.00	950,846.00	1,009,026.00	0.00	58,180.00
423.00 : TOTAL	0.00	39,739.00	950,846.00	969,287.00	950,846.00	969,287.00	950,846.00	1,009,026.00	0.00	58,180.00
425.00.00.01	6,000.00	0.00	950,846.00	969,287.00	950,846.00	969,287.00	950,846.00	1,009,026.00	0.00	58,180.00
425.00.00 : TOTAL	6,000.00	0.00	8,200.00	14,200.00	8,200.00	14,200.00	14,200.00	14,200.00	0.00	0.00
425.00 : TOTAL	6,000.00	0.00	8,200.00	14,200.00	8,200.00	14,200.00	14,200.00	14,200.00	0.00	0.00
425 : TOTAL	6,000.00	0.00	8,200.00	14,200.00	8,200.00	14,200.00	14,200.00	14,200.00	0.00	0.00
427.01.00.1.01	0.00	1,500.00	4,500.00	4,000.00	4,500.00	4,000.00	4,500.00	5,500.00	0.00	1,000.00
427.01.00.1 : TOTAL	0.00	1,500.00	4,500.00	4,000.00	4,500.00	4,000.00	4,500.00	5,500.00	0.00	1,000.00
427.01.00.2.01	0.00	6,531.00	80,278.00	80,462.00	80,278.00	80,462.00	80,278.00	86,993.00	0.00	6,715.00
427.01.00.2.02	0.00	405.00	4,679.00	4,698.00	4,679.00	4,698.00	4,679.00	5,103.00	0.00	424.00
427.01.00.2.04	0.00	220.00	2,540.00	2,490.00	2,540.00	2,490.00	2,540.00	2,710.00	0.00	170.00
427.01.00.2 : TOTAL	0.00	7,156.00	87,497.00	87,650.00	87,497.00	87,650.00	87,497.00	94,806.00	0.00	7,309.00
427.01.00.3.01	0.00	9,493.00	116,723.00	116,945.00	116,723.00	116,945.00	116,723.00	126,438.00	0.00	9,715.00
427.01.00.3.02	0.00	874.00	10,959.00	10,947.00	10,959.00	10,947.00	10,959.00	11,821.00	0.00	862.00
427.01.00.3.04	0.00	1,283.00	15,022.00	14,846.00	15,022.00	14,846.00	15,022.00	16,129.00	0.00	1,107.00
427.01.00.3.05	0.00	9,800.00	130,600.00	131,100.00	130,600.00	131,100.00	130,600.00	140,900.00	0.00	10,300.00
427.01.00.3 : TOTAL	0.00	21,450.00	273,304.00	273,838.00	273,304.00	273,838.00	273,304.00	295,288.00	0.00	21,984.00
427.01.00.5.01	0.00	1,556.00	5,697.00	4,141.00	5,697.00	4,141.00	5,697.00	5,697.00	0.00	0.00
427.01.00.5 : TOTAL	0.00	1,556.00	5,697.00	4,141.00	5,697.00	4,141.00	5,697.00	5,697.00	0.00	0.00
427.01 : TOTAL	0.00	31,662.00	370,998.00	369,629.00	370,998.00	369,629.00	370,998.00	401,291.00	0.00	30,293.00
427 : TOTAL	0.00	31,662.00	370,998.00	369,629.00	370,998.00	369,629.00	370,998.00	401,291.00	0.00	30,293.00
428.01.01.1	0.00	91,606.26	8,513.67	10,448.68	8,513.67	10,448.68	8,513.67	102,054.94	0.00	93,541.27
428.01.01 : TOTAL	0.00	91,606.26	8,513.67	10,448.68	8,513.67	10,448.68	8,513.67	102,054.94	0.00	93,541.27
428.01 : TOTAL	0.00	91,606.26	8,513.67	10,448.68	8,513.67	10,448.68	8,513.67	102,054.94	0.00	93,541.27
431.01.00.01	0.00	73,133.00	987,539.00	1,004,810.00	987,539.00	1,004,810.00	987,539.00	1,077,943.00	0.00	90,404.00
431.01.00.02	0.00	8,149.00	104,336.00	104,647.00	104,336.00	104,647.00	104,336.00	112,796.00	0.00	8,460.00
431.01.00.04	0.00	10,270.00	129,146.00	129,654.00	129,146.00	129,654.00	129,146.00	139,924.00	0.00	10,778.00
431.01.00 : TOTAL	0.00	91,552.00	1,221,021.00	1,239,111.00	1,221,021.00	1,239,111.00	1,221,021.00	1,330,663.00	0.00	109,642.00
431.01 : TOTAL	0.00	91,552.00	1,221,021.00	1,239,111.00	1,221,021.00	1,239,111.00	1,221,021.00	1,330,663.00	0.00	109,642.00
431.02.00.01	0.00	457,109.00	6,188,510.00	6,296,469.00	6,188,510.00	6,296,469.00	6,188,510.00	6,753,578.00	0.00	565,068.00

Simbol Cont,	SOLD INITIAL		RULAJE CURENTE		RULAJE CUMULATE AN		TOTAL SUME		SOLD FINAL	
	DEBIT	CREDIT	DEBIT	CREDIT	DEBIT	CREDIT	DEBIT	CREDIT	DEBIT	CREDIT
	431.02.00.02	0.00	50,923.00	652,135.00	654,078.00	652,135.00	654,078.00	652,135.00	705,001.00	0.00
431.02.00.04	0.00	64,189.00	807,190.00	810,366.00	807,190.00	810,366.00	807,190.00	874,555.00	0.00	67,365.00
431.02.00.05	0.00	396,835.00	5,569,756.00	5,637,807.00	5,569,756.00	5,637,807.00	5,569,756.00	6,034,642.00	0.00	464,886.00
431.02.00 : TOTAL	0.00	969,056.00	13,217,591.00	13,398,720.00	13,217,591.00	13,398,720.00	13,217,591.00	14,367,776.00	0.00	1,150,185.00
431.02 : TOTAL	0.00	969,056.00	13,217,591.00	13,398,720.00	13,217,591.00	13,398,720.00	13,217,591.00	14,367,776.00	0.00	1,150,185.00
431.04.00.01	0.00	180,822.00	2,420,484.00	2,450,039.00	2,420,484.00	2,450,039.00	2,420,484.00	2,630,861.00	0.00	210,377.00
431.04.00.02	0.00	20,373.00	259,201.00	258,763.00	259,201.00	258,763.00	259,201.00	279,136.00	0.00	19,935.00
431.04.00.04	0.00	25,676.00	316,703.00	317,945.00	316,703.00	317,945.00	316,703.00	343,621.00	0.00	26,918.00
431.04.00.05	0.00	155,463.00	2,165,924.00	2,191,950.00	2,165,924.00	2,191,950.00	2,165,924.00	2,347,413.00	0.00	181,489.00
431.04.00 : TOTAL	0.00	382,334.00	5,162,312.00	5,218,697.00	5,162,312.00	5,218,697.00	5,162,312.00	5,601,031.00	0.00	438,719.00
431.04 : TOTAL	0.00	382,334.00	5,162,312.00	5,218,697.00	5,162,312.00	5,218,697.00	5,162,312.00	5,601,031.00	0.00	438,719.00
431.06.00.01	0.00	40,762.00	547,942.00	557,185.00	547,942.00	557,185.00	547,942.00	597,947.00	0.00	50,005.00
431.06.00.02	0.00	4,584.00	58,685.00	58,859.00	58,685.00	58,859.00	58,685.00	63,443.00	0.00	4,758.00
431.06.00.04	0.00	5,777.00	71,634.00	71,919.00	71,634.00	71,919.00	71,634.00	77,696.00	0.00	6,062.00
431.06.00.05	0.00	35,192.00	489,463.00	495,648.00	489,463.00	495,648.00	489,463.00	530,840.00	0.00	41,377.00
431.06.00 : TOTAL	0.00	86,315.00	1,167,724.00	1,183,611.00	1,167,724.00	1,183,611.00	1,167,724.00	1,269,926.00	0.00	102,202.00
431.06 : TOTAL	0.00	86,315.00	1,167,724.00	1,183,611.00	1,167,724.00	1,183,611.00	1,167,724.00	1,269,926.00	0.00	102,202.00
431.07.00.01	0.00	1,529,257.00	20,768,648.00	21,040,139.00	20,768,648.00	21,040,139.00	20,768,648.00	22,569,396.00	0.00	1,800,748.00
431.07.00.02	0.00	564.30	3,949.42	3,403.13	3,949.42	3,403.13	3,949.42	3,967.43	0.00	18.01
431.07.00.04	0.00	564.30	3,949.42	3,403.13	3,949.42	3,403.13	3,949.42	3,967.43	0.00	18.01
431.07.00.05	0.00	0.00	197.51	2,139.50	197.51	2,139.50	197.51	2,139.50	0.00	1,941.99
431.07.00 : TOTAL	0.00	3,213.47	3,221.32	7.85	3,221.32	7.85	3,221.32	3,221.32	0.00	0.00
442.08.01	0.00	3,213.47	3,221.32	7.85	3,221.32	7.85	3,221.32	3,221.32	0.00	0.00
442.08 : TOTAL	0.00	3,213.47	3,221.32	7.85	3,221.32	7.85	3,221.32	3,221.32	0.00	0.00
442 : TOTAL	0.00	3,777.77	7,368.25	5,550.48	7,368.25	5,550.48	7,368.25	9,328.25	0.00	1,960.00
444.00.00.01	0.00	116,929.00	1,643,527.00	1,672,355.00	1,643,527.00	1,672,355.00	1,643,527.00	1,789,284.00	0.00	145,757.00
444.00.00.02	0.00	13,196.00	173,111.00	173,734.00	173,111.00	173,734.00	173,111.00	186,930.00	0.00	13,819.00
444.00.00.04	0.00	16,082.00	212,488.00	213,898.00	212,488.00	213,898.00	212,488.00	229,980.00	0.00	17,492.00
444.00.00.05	0.00	101,194.00	1,412,042.00	1,429,548.00	1,412,042.00	1,429,548.00	1,412,042.00	1,530,742.00	0.00	118,700.00
444.00.00 : TOTAL	0.00	247,401.00	3,441,168.00	3,489,535.00	3,441,168.00	3,489,535.00	3,441,168.00	3,736,936.00	0.00	295,768.00
444.00 : TOTAL	0.00	247,401.00	3,441,168.00	3,489,535.00	3,441,168.00	3,489,535.00	3,441,168.00	3,736,936.00	0.00	295,768.00
444 : TOTAL	0.00	247,401.00	3,441,168.00	3,489,535.00	3,441,168.00	3,489,535.00	3,441,168.00	3,736,936.00	0.00	295,768.00
446.01.00.01	0.00	30,649.00	351,711.00	348,990.00	351,711.00	348,990.00	351,711.00	379,639.00	0.00	27,928.00
446.01.00.02	0.00	2,330.00	29,808.00	29,976.00	29,808.00	29,976.00	29,808.00	32,306.00	0.00	2,498.00
446.01.00 : TOTAL	0.00	32,979.00	381,519.00	378,966.00	381,519.00	378,966.00	381,519.00	411,945.00	0.00	30,426.00
446.01 : TOTAL	0.00	32,979.00	381,519.00	378,966.00	381,519.00	378,966.00	381,519.00	411,945.00	0.00	30,426.00
446 : TOTAL	0.00	32,979.00	381,519.00	378,966.00	381,519.00	378,966.00	381,519.00	411,945.00	0.00	30,426.00
448.01.00.04	0.00	0.00	561.00	561.00	561.00	561.00	561.00	561.00	0.00	0.00
448.01.00.05	0.00	0.00	33,866.00	33,866.00	33,866.00	33,866.00	33,866.00	33,866.00	0.00	0.00
448.01.00 : TOTAL	0.00	0.00	34,427.00	34,427.00	34,427.00	34,427.00	34,427.00	34,427.00	0.00	0.00
448.01 : TOTAL	0.00	0.00	34,427.00	34,427.00	34,427.00	34,427.00	34,427.00	34,427.00	0.00	0.00
448 : TOTAL	0.00	0.00	34,427.00	34,427.00	34,427.00	34,427.00	34,427.00	34,427.00	0.00	0.00
461.01.01	156,031.19	0.00	168,634.77	1,325.77	1,325.77	1,325.77	168,634.77	1,325.77	323,340.19	0.00
461.01.09.01	0.00	0.00	5,040.48	5,040.48	5,040.48	5,040.48	5,040.48	5,040.48	0.00	0.00

Symbol Cont	SOLD INITIAL		RULAJE CURENTE		RULAJE CUMULATE AN		TOTAL SUME		SOLD FINAL	
	DEBIT	CREDIT	DEBIT	CREDIT	DEBIT	CREDIT	DEBIT	CREDIT	DEBIT	CREDIT
461.01.09 : TOTAL	0.00	0.00	5,040.48	5,040.48	5,040.48	5,040.48	5,040.48	5,040.48	0.00	0.00
461.01 : TOTAL	156,031.19	0.00	173,675.25	6,366.25	173,675.25	6,366.25	329,706.44	329,706.44	323,340.19	0.00
462.01.09.01	0.00	225.66	173,675.25	6,366.25	173,675.25	6,366.25	329,706.44	329,706.44	323,340.19	0.00
462.01.09.02	0.00	0.00	4,558.71	4,333.74	4,558.71	4,333.74	4,558.71	4,558.71	0.00	0.69
462.01.09.04	0.00	0.00	5,040.48	5,040.48	5,040.48	5,040.48	5,040.48	5,040.48	0.00	0.00
462.01.09.06	0.00	0.00	600.00	600.00	600.00	600.00	600.00	600.00	0.00	0.00
462.01.09 : TOTAL	0.00	0.00	3,625.93	9,298.93	3,625.93	9,298.93	3,625.93	9,298.93	0.00	0.00
462.01 : TOTAL	0.00	225.66	13,825.12	19,273.15	13,825.12	19,273.15	13,825.12	19,498.81	0.00	5,673.00
462 : TOTAL	0.00	225.66	13,825.12	19,273.15	13,825.12	19,273.15	13,825.12	19,498.81	0.00	5,673.69
468.01.07	0.00	0.00	13,825.12	19,273.15	13,825.12	19,273.15	13,825.12	19,498.81	0.00	5,673.69
468.01 : TOTAL	0.00	0.00	1,126,000.00	1,126,000.00	1,126,000.00	1,126,000.00	1,126,000.00	1,126,000.00	0.00	0.00
468 : TOTAL	0.00	0.00	1,126,000.00	1,126,000.00	1,126,000.00	1,126,000.00	1,126,000.00	1,126,000.00	0.00	0.00
512.01.02.01	0.00	0.00	1,126,000.00	1,126,000.00	1,126,000.00	1,126,000.00	1,126,000.00	1,126,000.00	0.00	0.00
512.01.02 : TOTAL	0.00	0.00	21.02	21.02	21.02	21.02	21.02	21.02	0.00	0.00
512.01 : TOTAL	0.00	0.00	21.02	21.02	21.02	21.02	21.02	21.02	0.00	0.00
512.04.02	0.00	0.00	21.02	21.02	21.02	21.02	21.02	21.02	0.00	0.00
512.04 : TOTAL	0.00	0.00	1,789.05	1,789.05	1,789.05	1,789.05	1,789.05	1,789.05	0.00	0.00
512 : TOTAL	0.00	0.00	1,789.05	1,789.05	1,789.05	1,789.05	1,789.05	1,789.05	0.00	0.00
519.01.07	0.00	0.00	1,810.07	1,810.07	1,810.07	1,810.07	1,810.07	1,810.07	0.00	0.00
519.01 : TOTAL	0.00	0.00	1,126,000.00	1,126,000.00	1,126,000.00	1,126,000.00	1,126,000.00	1,126,000.00	0.00	0.00
519 : TOTAL	0.00	0.00	1,126,000.00	1,126,000.00	1,126,000.00	1,126,000.00	1,126,000.00	1,126,000.00	0.00	0.00
531.01.01	0.00	0.00	1,126,000.00	1,126,000.00	1,126,000.00	1,126,000.00	1,126,000.00	1,126,000.00	0.00	0.00
531.01 : TOTAL	0.00	0.00	93,189.52	93,189.52	93,189.52	93,189.52	93,189.52	93,189.52	0.00	0.00
531 : TOTAL	0.00	0.00	93,189.52	93,189.52	93,189.52	93,189.52	93,189.52	93,189.52	0.00	0.00
532.01.00	311.00	0.00	3,210.00	3,297.50	3,210.00	3,297.50	3,521.00	3,297.50	223.50	0.00
532.01 : TOTAL	311.00	0.00	3,210.00	3,297.50	3,210.00	3,297.50	3,521.00	3,297.50	223.50	0.00
532.08.00	0.00	0.00	306,611.00	306,611.00	306,611.00	306,611.00	306,611.00	306,611.00	0.00	0.00
532.08 : TOTAL	0.00	0.00	306,611.00	306,611.00	306,611.00	306,611.00	306,611.00	306,611.00	0.00	0.00
532 : TOTAL	311.00	0.00	309,821.00	309,908.50	309,821.00	309,908.50	310,132.00	309,908.50	223.50	0.00
550.01.01.2	24,008.42	0.00	5,000.30	2,400.00	5,000.30	2,400.00	29,008.72	2,400.00	26,608.72	0.00
550.01.01 : TOTAL	24,008.42	0.00	5,000.30	2,400.00	5,000.30	2,400.00	29,008.72	2,400.00	26,608.72	0.00
550.01.02.01	91,606.26	0.00	10,448.68	8,513.67	10,448.68	8,513.67	102,054.94	8,513.67	93,541.27	0.00
550.01.02 : TOTAL	91,606.26	0.00	10,448.68	8,513.67	10,448.68	8,513.67	102,054.94	8,513.67	93,541.27	0.00
550.01 : TOTAL	115,614.68	0.00	15,448.98	10,913.67	15,448.98	10,913.67	131,063.66	10,913.67	120,149.99	0.00
550 : TOTAL	115,614.68	0.00	15,448.98	10,913.67	15,448.98	10,913.67	131,063.66	10,913.67	120,149.99	0.00
552.00.00.1	225.91	0.00	39,951.44	19,503.41	39,951.44	19,503.41	40,177.35	19,503.41	20,673.94	0.00
552.00.00 : TOTAL	225.91	0.00	39,951.44	19,503.41	39,951.44	19,503.41	40,177.35	19,503.41	20,673.94	0.00
552.01 : TOTAL	225.91	0.00	39,951.44	19,503.41	39,951.44	19,503.41	40,177.35	19,503.41	20,673.94	0.00
552 : TOTAL	225.91	0.00	39,951.44	19,503.41	39,951.44	19,503.41	40,177.35	19,503.41	20,673.94	0.00
560.01.01.1	0.00	0.00	17,415,296.29	17,415,296.29	17,415,296.29	17,415,296.29	17,415,296.29	17,415,296.29	0.00	0.00
560.01.01.10	0.00	0.00	24,928.00	24,928.00	24,928.00	24,928.00	24,928.00	24,928.00	0.00	0.00
560.01.01.11	0.00	0.00	24,104.49	24,104.49	24,104.49	24,104.49	24,104.49	24,104.49	0.00	0.00
560.01.01.12	0.00	0.00	3,548,290.00	3,548,290.00	3,548,290.00	3,548,290.00	3,548,290.00	3,548,290.00	0.00	0.00

Simbol Cont.	SOLD INITIAL		RULAJE CURENTE		RULAJE CUMULATE AN		TOTAL SUME		SOLD FINAL	
	DEBIT	CREDIT	DEBIT	CREDIT	DEBIT	CREDIT	DEBIT	CREDIT	DEBIT	CREDIT
560.01.01.13	0.00	0.00	22,412,282.00	22,412,282.00	22,412,282.00	22,412,282.00	22,412,282.00	22,412,282.00	0.00	0.00
560.01.01.14	0.00	0.00	1,200,714.82	1,200,714.82	1,200,714.82	1,200,714.82	1,200,714.82	1,200,714.82	0.00	0.00
560.01.01.18	0.00	0.00	19,175,604.00	19,175,604.00	19,175,604.00	19,175,604.00	19,175,604.00	19,175,604.00	0.00	0.00
560.01.01.19	0.00	0.00	1,257,638.28	1,257,638.28	1,257,638.28	1,257,638.28	1,257,638.28	1,257,638.28	0.00	0.00
560.01.01.2	0.00	0.00	140,756.08	140,756.08	140,756.08	140,756.08	140,756.08	140,756.08	0.00	0.00
560.01.01.3	0.00	0.00	208,903.70	208,903.70	208,903.70	208,903.70	208,903.70	208,903.70	0.00	0.00
560.01.01.6	0.00	0.00	6,009.60	6,009.60	6,009.60	6,009.60	6,009.60	6,009.60	0.00	0.00
560.01.01.7	0.00	0.00	2,525,788.86	2,525,788.86	2,525,788.86	2,525,788.86	2,525,788.86	2,525,788.86	0.00	0.00
560.01.01.8	0.00	0.00	5,155.77	5,155.77	5,155.77	5,155.77	5,155.77	5,155.77	0.00	0.00
560.01.01.8.2	0.00	0.00	310,000.00	310,000.00	310,000.00	310,000.00	310,000.00	310,000.00	0.00	0.00
560.01.01.8.5	0.00	0.00	1,126,000.00	1,126,000.00	1,126,000.00	1,126,000.00	1,126,000.00	1,126,000.00	0.00	0.00
560.01.01.9	0.00	0.00	23,112.48	23,112.48	23,112.48	23,112.48	23,112.48	23,112.48	0.00	0.00
560.01.01 : TOTAL	0.00	0.00	69,404,584.37	69,404,584.37	69,404,584.37	69,404,584.37	69,404,584.37	69,404,584.37	0.00	0.00
560.01 : TOTAL	0.00	0.00	69,404,584.37	69,404,584.37	69,404,584.37	69,404,584.37	69,404,584.37	69,404,584.37	0.00	0.00
560.02.00	0.00	0.00	291,479,987.84	291,479,987.84	291,479,987.84	291,479,987.84	291,479,987.84	291,479,987.84	0.00	0.00
560.02 : TOTAL	0.00	0.00	291,479,987.84	291,479,987.84	291,479,987.84	291,479,987.84	291,479,987.84	291,479,987.84	0.00	0.00
560.03.00	1,946,966.69	0.00	223,206,979.16	224,327,403.47	223,206,979.16	224,327,403.47	225,153,945.85	224,327,403.47	826,542.38	0.00
560.03 : TOTAL	1,946,966.69	0.00	223,206,979.16	224,327,403.47	223,206,979.16	224,327,403.47	225,153,945.85	224,327,403.47	826,542.38	0.00
560 : TOTAL	1,946,966.69	0.00	584,091,551.37	583,211,975.68	584,091,551.37	585,211,975.68	586,038,518.06	585,211,975.68	826,542.38	0.00
581.01.01	0.00	0.00	28,372.45	28,372.45	28,372.45	28,372.45	28,372.45	28,372.45	0.00	0.00
581.01 : TOTAL	0.00	0.00	28,372.45	28,372.45	28,372.45	28,372.45	28,372.45	28,372.45	0.00	0.00
581 : TOTAL	0.00	0.00	28,372.45	28,372.45	28,372.45	28,372.45	28,372.45	28,372.45	0.00	0.00
602.02.00.01	0.00	0.00	40,789.68	32,792.40	40,789.68	32,792.40	40,789.68	32,792.40	7,997.28	0.00
602.02.00.02	0.00	0.00	710.03	578.09	710.03	578.09	710.03	578.09	131.94	0.00
602.02.00 : TOTAL	0.00	0.00	41,499.71	33,370.49	41,499.71	33,370.49	41,499.71	33,370.49	8,129.22	0.00
602.02 : TOTAL	0.00	0.00	41,499.71	33,370.49	41,499.71	33,370.49	41,499.71	33,370.49	8,129.22	0.00
602.04.00.01	0.00	0.00	304,130.13	159,454.43	304,130.13	159,454.43	304,130.13	159,454.43	144,675.70	0.00
602.04.00.02	0.00	0.00	21,872.20	809.20	21,872.20	809.20	21,872.20	809.20	21,063.00	0.00
602.04.00 : TOTAL	0.00	0.00	326,002.33	160,263.63	326,002.33	160,263.63	326,002.33	160,263.63	165,738.70	0.00
602.04 : TOTAL	0.00	0.00	326,002.33	160,263.63	326,002.33	160,263.63	326,002.33	160,263.63	165,738.70	0.00
602.07.00.01	0.00	0.00	326,293.81	246,232.18	326,293.81	246,232.18	326,293.81	246,232.18	80,061.63	0.00
602.07.00.02	0.00	0.00	135,127.47	109,929.05	135,127.47	109,929.05	135,127.47	109,929.05	25,198.42	0.00
602.07.00 : TOTAL	0.00	0.00	461,421.28	356,161.23	461,421.28	356,161.23	461,421.28	356,161.23	105,260.05	0.00
602.07 : TOTAL	0.00	0.00	461,421.28	356,161.23	461,421.28	356,161.23	461,421.28	356,161.23	105,260.05	0.00
602.08.00.01	0.00	0.00	1,143,748.21	475,716.27	1,143,748.21	475,716.27	1,143,748.21	475,716.27	668,031.94	0.00
602.08.00.01.01	0.00	0.00	678.32	0.02	678.32	0.02	678.32	0.02	678.30	0.00
602.08.00.01.02	0.00	0.00	547.86	547.86	547.86	547.86	547.86	547.86	0.00	0.00
602.08.00.01 : TOTAL	0.00	0.00	1,144,974.39	476,264.15	1,144,974.39	476,264.15	1,144,974.39	476,264.15	668,710.24	0.00
602.08.00.02	0.00	0.00	22,646.20	15,164.19	22,646.20	15,164.19	22,646.20	15,164.19	7,482.01	0.00
602.08.00 : TOTAL	0.00	0.00	1,167,620.59	491,428.34	1,167,620.59	491,428.34	1,167,620.59	491,428.34	676,192.25	0.00
602.08 : TOTAL	0.00	0.00	1,167,620.59	491,428.34	1,167,620.59	491,428.34	1,167,620.59	491,428.34	676,192.25	0.00
602.09.00.03.01	0.00	0.00	1,200,745.45	853,549.41	1,200,745.45	853,549.41	1,200,745.45	853,549.41	347,196.04	0.00
602.09.00.03.03	0.00	0.00	3,142,726.07	1,813,132.12	3,142,726.07	1,813,132.12	3,142,726.07	1,813,132.12	1,329,593.95	0.00
602.09.00.03.04	0.00	0.00	209,440.08	129,963.84	209,440.08	129,963.84	209,440.08	129,963.84	79,476.24	0.00

Simbol Cont	SOLD INITIAL		RULAJE CURENTE		RULAJE CUMULATE AN		TOTAL SUME		SOLD FINAL	
	DEBIT	CREDIT	DEBIT	CREDIT	DEBIT	CREDIT	DEBIT	CREDIT	DEBIT	CREDIT
602.09.00.04.01	0.00	0.00	2,080,383.04	1,529,001.71	2,080,383.04	1,529,001.71	2,080,383.04	1,529,001.71	551,381.33	0.00
602.09.00.04.02	0.00	0.00	18,556.51	13,379.40	18,556.51	13,379.40	18,556.51	13,379.40	5,177.11	0.00
602.09.00.05.01	0.00	0.00	4,943.44	4,943.44	4,943.44	4,943.44	4,943.44	4,943.44	0.00	0.00
602.09.00.06.01	0.00	0.00	224,769.76	152,368.87	224,769.76	152,368.87	224,769.76	152,368.87	72,400.89	0.00
602.09.00.06.02	0.00	0.00	11,702.84	9,333.84	11,702.84	9,333.84	11,702.84	9,333.84	2,369.00	0.00
602.09.00 : TOTAL	0.00	0.00	6,893,267.19	4,505,672.63	6,893,267.19	4,505,672.63	6,893,267.19	4,505,672.63	2,387,594.56	0.00
602.09 : TOTAL	0.00	0.00	6,893,267.19	4,505,672.63	6,893,267.19	4,505,672.63	6,893,267.19	4,505,672.63	2,387,594.56	0.00
603.00.00.01	0.00	0.00	8,889,811.10	5,546,896.32	8,889,811.10	5,546,896.32	8,889,811.10	5,546,896.32	3,342,914.78	0.00
603.00.00.02	0.00	0.00	77,830.84	77,830.85	77,830.84	77,830.85	77,830.84	77,830.85	-0.01	0.00
603.00.00 : TOTAL	0.00	0.00	18,797.43	18,797.43	18,797.43	18,797.43	18,797.43	18,797.43	0.00	0.00
603.00 : TOTAL	0.00	0.00	96,628.27	96,628.28	96,628.27	96,628.28	96,628.27	96,628.28	-0.01	0.00
603.00 : TOTAL	0.00	0.00	96,628.27	96,628.28	96,628.27	96,628.28	96,628.27	96,628.28	-0.01	0.00
610.00.00	0.00	0.00	96,628.27	96,628.28	96,628.27	96,628.28	96,628.27	96,628.28	0.00	0.00
610.00 : TOTAL	0.00	0.00	842,660.87	638,468.68	842,660.87	638,468.68	842,660.87	638,468.68	204,192.19	0.00
610 : TOTAL	0.00	0.00	842,660.87	638,468.68	842,660.87	638,468.68	842,660.87	638,468.68	204,192.19	0.00
611.00.00	0.00	0.00	842,660.87	638,468.68	842,660.87	638,468.68	842,660.87	638,468.68	204,192.19	0.00
611.00 : TOTAL	0.00	0.00	228,315.32	118,905.71	228,315.32	118,905.71	228,315.32	118,905.71	109,409.61	0.00
611 : TOTAL	0.00	0.00	228,315.32	118,905.71	228,315.32	118,905.71	228,315.32	118,905.71	109,409.61	0.00
613.00.00	0.00	0.00	228,315.32	118,905.71	228,315.32	118,905.71	228,315.32	118,905.71	109,409.61	0.00
613.00 : TOTAL	0.00	0.00	18,737.79	5,823.58	18,737.79	5,823.58	18,737.79	5,823.58	12,914.21	0.00
613 : TOTAL	0.00	0.00	18,737.79	5,823.58	18,737.79	5,823.58	18,737.79	5,823.58	12,914.21	0.00
614.00.00	0.00	0.00	18,737.79	5,823.58	18,737.79	5,823.58	18,737.79	5,823.58	12,914.21	0.00
614.00 : TOTAL	0.00	0.00	559.80	559.80	559.80	559.80	559.80	559.80	0.00	0.00
614 : TOTAL	0.00	0.00	559.80	559.80	559.80	559.80	559.80	559.80	0.00	0.00
623.00.00	0.00	0.00	559.80	559.80	559.80	559.80	559.80	559.80	0.00	0.00
623.00 : TOTAL	0.00	0.00	1,675.00	759.00	1,675.00	759.00	1,675.00	759.00	916.00	0.00
623 : TOTAL	0.00	0.00	1,675.00	759.00	1,675.00	759.00	1,675.00	759.00	916.00	0.00
624.01.00	0.00	0.00	1,675.00	759.00	1,675.00	759.00	1,675.00	759.00	916.00	0.00
624.01 : TOTAL	0.00	0.00	25,791.77	19,008.87	25,791.77	19,008.87	25,791.77	19,008.87	6,782.90	0.00
624.02.00	0.00	0.00	25,791.77	19,008.87	25,791.77	19,008.87	25,791.77	19,008.87	6,782.90	0.00
624.02 : TOTAL	0.00	0.00	2,482.43	2,350.19	2,482.43	2,350.19	2,482.43	2,350.19	132.24	0.00
624 : TOTAL	0.00	0.00	2,482.43	2,350.19	2,482.43	2,350.19	2,482.43	2,350.19	132.24	0.00
626.00.00	0.00	0.00	28,274.20	21,359.06	28,274.20	21,359.06	28,274.20	21,359.06	6,915.14	0.00
626.00 : TOTAL	0.00	0.00	75,818.22	57,231.20	75,818.22	57,231.20	75,818.22	57,231.20	18,587.02	0.00
626 : TOTAL	0.00	0.00	75,818.22	57,231.20	75,818.22	57,231.20	75,818.22	57,231.20	18,587.02	0.00
627.00.00	0.00	0.00	75,818.22	57,231.20	75,818.22	57,231.20	75,818.22	57,231.20	18,587.02	0.00
627.00 : TOTAL	0.00	0.00	134.08	27.07	134.08	27.07	134.08	27.07	107.01	0.00
627 : TOTAL	0.00	0.00	134.08	27.07	134.08	27.07	134.08	27.07	107.01	0.00
628.00.00	0.00	0.00	134.08	27.07	134.08	27.07	134.08	27.07	107.01	0.00
628.00 : TOTAL	0.00	0.00	1,996,450.94	1,240,147.75	1,996,450.94	1,240,147.75	1,996,450.94	1,240,147.75	756,303.19	0.00
628 : TOTAL	0.00	0.00	1,996,450.94	1,240,147.75	1,996,450.94	1,240,147.75	1,996,450.94	1,240,147.75	756,303.19	0.00
629.01.00	0.00	0.00	1,996,450.94	1,240,147.75	1,996,450.94	1,240,147.75	1,996,450.94	1,240,147.75	756,303.19	0.00
629.01 : TOTAL	0.00	0.00	116,920.79	46,713.46	116,920.79	46,713.46	116,920.79	46,713.46	70,207.33	0.00
629.01 : TOTAL	0.00	0.00	116,920.79	46,713.46	116,920.79	46,713.46	116,920.79	46,713.46	70,207.33	0.00

Simbol Cont.	SOLD INITIAL		RULAJE CURENTE		RULAJE CUMULATE AN		TOTAL SUME		SOLD FINAL	
	DEBIT	CREDIT	DEBIT	CREDIT	DEBIT	CREDIT	DEBIT	CREDIT	DEBIT	CREDIT
629 : TOTAL	0.00	0.00	116,920.79	46,713.46	116,920.79	46,713.46	116,920.79	46,713.46	70,207.33	0.00
635.01.00.01	0.00	0.00	349,100.40	264,071.40	349,100.40	264,071.40	349,100.40	264,071.40	85,029.00	0.00
635.01.00.02	0.00	0.00	29,976.00	22,482.00	29,976.00	22,482.00	29,976.00	22,482.00	7,494.00	0.00
635.01.00 : TOTAL	0.00	0.00	379,076.40	286,553.40	379,076.40	286,553.40	379,076.40	286,553.40	92,523.00	0.00
635.01 : TOTAL	0.00	0.00	379,076.40	286,553.40	379,076.40	286,553.40	379,076.40	286,553.40	92,523.00	0.00
635 : TOTAL	0.00	0.00	379,076.40	286,553.40	379,076.40	286,553.40	379,076.40	286,553.40	92,523.00	0.00
641.00.00.01	0.00	0.00	25,221,469.00	18,816,838.00	25,221,469.00	18,816,838.00	25,221,469.00	18,816,838.00	6,404,631.00	0.00
641.00.00.02	0.00	0.00	2,582,978.00	1,948,319.00	2,582,978.00	1,948,319.00	2,582,978.00	1,948,319.00	634,659.00	0.00
641.00.00.04	0.00	0.00	3,230,000.00	2,447,685.00	3,230,000.00	2,447,685.00	3,230,000.00	2,447,685.00	782,315.00	0.00
641.00.00.05	0.00	0.00	22,107,669.00	16,603,030.00	22,107,669.00	16,603,030.00	22,107,669.00	16,603,030.00	5,504,639.00	0.00
641.00.00 : TOTAL	0.00	0.00	53,142,116.00	39,815,872.00	53,142,116.00	39,815,872.00	53,142,116.00	39,815,872.00	13,326,244.00	0.00
641.00 : TOTAL	0.00	0.00	53,142,116.00	39,815,872.00	53,142,116.00	39,815,872.00	53,142,116.00	39,815,872.00	13,326,244.00	0.00
641 : TOTAL	0.00	0.00	53,142,116.00	39,815,872.00	53,142,116.00	39,815,872.00	53,142,116.00	39,815,872.00	13,326,244.00	0.00
642.00.00.07	0.00	0.00	239,428.00	0.00	239,428.00	0.00	239,428.00	0.00	239,428.00	0.00
642.00.00.08	0.00	0.00	39,150.00	0.00	39,150.00	0.00	39,150.00	0.00	39,150.00	0.00
642.00.00.09	0.00	0.00	28,033.00	0.00	28,033.00	0.00	28,033.00	0.00	28,033.00	0.00
642.00.00 : TOTAL	0.00	0.00	306,611.00	0.00	306,611.00	0.00	306,611.00	0.00	306,611.00	0.00
642.00 : TOTAL	0.00	0.00	306,611.00	0.00	306,611.00	0.00	306,611.00	0.00	306,611.00	0.00
642 : TOTAL	0.00	0.00	306,611.00	0.00	306,611.00	0.00	306,611.00	0.00	306,611.00	0.00
645.01.00.01	0.00	0.00	1,004,810.00	747,564.00	1,004,810.00	747,564.00	1,004,810.00	747,564.00	257,246.00	0.00
645.01.00.02	0.00	0.00	104,647.00	79,027.00	104,647.00	79,027.00	104,647.00	79,027.00	25,620.00	0.00
645.01.00.04	0.00	0.00	129,654.00	98,091.00	129,654.00	98,091.00	129,654.00	98,091.00	31,563.00	0.00
645.01.00 : TOTAL	0.00	0.00	1,239,111.00	924,682.00	1,239,111.00	924,682.00	1,239,111.00	924,682.00	314,429.00	0.00
645.01 : TOTAL	0.00	0.00	1,239,111.00	924,682.00	1,239,111.00	924,682.00	1,239,111.00	924,682.00	314,429.00	0.00
645.07.00.01	0.00	0.00	557,185.00	413,206.00	557,185.00	413,206.00	557,185.00	413,206.00	143,979.00	0.00
645.07.00.02	0.00	0.00	58,859.00	44,450.00	58,859.00	44,450.00	58,859.00	44,450.00	14,409.00	0.00
645.07.00.04	0.00	0.00	71,919.00	54,166.00	71,919.00	54,166.00	71,919.00	54,166.00	17,753.00	0.00
645.07.00.05	0.00	0.00	495,648.00	371,945.00	495,648.00	371,945.00	495,648.00	371,945.00	123,703.00	0.00
645.07.00 : TOTAL	0.00	0.00	1,183,611.00	883,767.00	1,183,611.00	883,767.00	1,183,611.00	883,767.00	299,844.00	0.00
645.07 : TOTAL	0.00	0.00	1,183,611.00	883,767.00	1,183,611.00	883,767.00	1,183,611.00	883,767.00	299,844.00	0.00
645 : TOTAL	0.00	0.00	2,422,722.00	1,808,449.00	2,422,722.00	1,808,449.00	2,422,722.00	1,808,449.00	614,273.00	0.00
658.01.01	0.00	0.00	29,178.55	14,097.58	29,178.55	14,097.58	29,178.55	14,097.58	15,080.97	0.00
658.01.09	0.00	0.00	7,542.00	0.00	7,542.00	0.00	7,542.00	0.00	7,542.00	0.00
658.01 : TOTAL	0.00	0.00	36,720.55	14,097.58	36,720.55	14,097.58	36,720.55	14,097.58	22,622.97	0.00
658 : TOTAL	0.00	0.00	36,720.55	14,097.58	36,720.55	14,097.58	36,720.55	14,097.58	22,622.97	0.00
665.02.00	0.00	0.00	17.88	17.88	17.88	17.88	17.88	17.88	0.00	0.00
665.02 : TOTAL	0.00	0.00	17.88	17.88	17.88	17.88	17.88	17.88	0.00	0.00
665 : TOTAL	0.00	0.00	17.88	17.88	17.88	17.88	17.88	17.88	0.00	0.00
681.01.00.1	0.00	0.00	1,142,584.27	840,443.30	1,142,584.27	840,443.30	1,142,584.27	840,443.30	302,140.97	0.00
681.01.00.2	0.00	0.00	16,530.65	10,743.43	16,530.65	10,743.43	16,530.65	10,743.43	5,787.22	0.00
681.01.00 : TOTAL	0.00	0.00	1,159,114.92	851,186.73	1,159,114.92	851,186.73	1,159,114.92	851,186.73	307,928.19	0.00
681.01 : TOTAL	0.00	0.00	1,159,114.92	851,186.73	1,159,114.92	851,186.73	1,159,114.92	851,186.73	307,928.19	0.00
681 : TOTAL	0.00	0.00	1,159,114.92	851,186.73	1,159,114.92	851,186.73	1,159,114.92	851,186.73	307,928.19	0.00
682.01.09	0.00	0.00	1,297,402.77	0.00	1,297,402.77	0.00	1,297,402.77	0.00	1,297,402.77	0.00

Simbol Cont	SOLD INITIAL		RULAJE CURENTE		RULAJE CUMULATE AN		TOTAL SUME		SOLD FINAL	
	DEBIT	CREDIT	DEBIT	CREDIT	DEBIT	CREDIT	DEBIT	CREDIT	DEBIT	CREDIT
682.01 : TOTAL	0.00	0.00	1,297,402.77	0.00	1,297,402.77	0.00	1,297,402.77	0.00	1,297,402.77	0.00
682 : TOTAL	0.00	0.00	1,297,402.77	0.00	1,297,402.77	0.00	1,297,402.77	0.00	1,297,402.77	0.00
750.02.00	0.00	0.00	600.00	600.00	600.00	600.00	600.00	600.00	600.00	0.00
750.02 : TOTAL	0.00	0.00	600.00	600.00	600.00	600.00	600.00	600.00	600.00	0.00
750 : TOTAL	0.00	0.00	600.00	600.00	600.00	600.00	600.00	600.00	600.00	0.00
751.01.00.1	0.00	0.00	25,661,297.01	36,110,709.96	25,661,297.01	36,110,709.96	25,661,297.01	36,110,709.96	25,661,297.01	10,449,412.95
751.01.00.10	0.00	0.00	6,370.00	6,480.00	6,370.00	6,480.00	6,370.00	6,480.00	6,370.00	110.00
751.01.00.11	0.00	0.00	24,211.50	24,211.50	24,211.50	24,211.50	24,211.50	24,211.50	24,211.50	0.00
751.01.00.2	0.00	0.00	11,166.87	32,006.20	11,166.87	32,006.20	11,166.87	32,006.20	11,166.87	20,839.33
751.01.00.2.01	0.00	0.00	97,423.66	111,327.75	97,423.66	111,327.75	97,423.66	111,327.75	97,423.66	13,904.09
751.01.00.2.03	0.00	0.00	8,250.00	16,536.00	8,250.00	16,536.00	8,250.00	16,536.00	8,250.00	8,286.00
751.01.00.2 : TOTAL	0.00	0.00	116,840.53	159,869.95	116,840.53	159,869.95	116,840.53	159,869.95	116,840.53	43,029.42
751.01.00.3	0.00	0.00	208,599.00	228,599.00	208,599.00	228,599.00	208,599.00	228,599.00	208,599.00	20,000.00
751.01.00.6	0.00	0.00	2,770,318.00	3,548,290.00	2,770,318.00	3,548,290.00	2,770,318.00	3,548,290.00	2,770,318.00	777,972.00
751.01.00.7	0.00	0.00	1,652,323.87	2,344,367.62	1,652,323.87	2,344,367.62	1,652,323.87	2,344,367.62	1,652,323.87	692,043.75
751.01.00.8	0.00	0.00	16,973,534.00	22,412,282.00	16,973,534.00	22,412,282.00	16,973,534.00	22,412,282.00	16,973,534.00	5,438,748.00
751.01.00.9	0.00	0.00	946,038.07	1,510,714.82	946,038.07	1,510,714.82	946,038.07	1,510,714.82	946,038.07	564,676.75
751.01.00 : TOTAL	0.00	0.00	48,359,531.98	66,345,524.85	48,359,531.98	66,345,524.85	48,359,531.98	66,345,524.85	48,359,531.98	17,985,992.87
751.01 : TOTAL	0.00	0.00	48,359,531.98	66,345,524.85	48,359,531.98	66,345,524.85	48,359,531.98	66,345,524.85	48,359,531.98	17,985,992.87
751.05.00.1	0.00	0.00	149,014.26	154,847.26	149,014.26	154,847.26	149,014.26	154,847.26	149,014.26	5,833.00
751.05.00.10	0.00	0.00	29,992.05	192,582.99	29,992.05	192,582.99	29,992.05	192,582.99	29,992.05	162,590.94
751.05.00.11	0.00	0.00	40.00	40.00	40.00	40.00	40.00	40.00	40.00	0.00
751.05.00.12	0.00	0.00	825,348.70	1,292,715.25	825,348.70	1,292,715.25	825,348.70	1,292,715.25	825,348.70	467,366.55
751.05.00.13	0.00	0.00	0.00	2,324.97	0.00	2,324.97	0.00	2,324.97	0.00	2,324.97
751.05.00.3	0.00	0.00	1,326.60	17,034.60	1,326.60	17,034.60	1,326.60	17,034.60	1,326.60	15,708.00
751.05.00.4	0.00	0.00	7,570.28	7,570.28	7,570.28	7,570.28	7,570.28	7,570.28	7,570.28	0.00
751.05.00.5	0.00	0.00	24,347.20	116,521.56	24,347.20	116,521.56	24,347.20	116,521.56	24,347.20	92,174.36
751.05.00.6	0.00	0.00	607,803.06	1,098,031.27	607,803.06	1,098,031.27	607,803.06	1,098,031.27	607,803.06	490,228.21
751.05.00 : TOTAL	0.00	0.00	1,645,442.15	2,881,668.18	1,645,442.15	2,881,668.18	1,645,442.15	2,881,668.18	1,645,442.15	1,236,226.03
751.05 : TOTAL	0.00	0.00	1,645,442.15	2,881,668.18	1,645,442.15	2,881,668.18	1,645,442.15	2,881,668.18	1,645,442.15	1,236,226.03
751 : TOTAL	0.00	0.00	50,004,974.13	69,227,193.03	50,004,974.13	69,227,193.03	50,004,974.13	69,227,193.03	50,004,974.13	19,222,218.90
770.00.00.001	0.00	0.00	40,680,638.71	40,680,638.71	40,680,638.71	40,680,638.71	40,680,638.71	40,680,638.71	40,680,638.71	0.00
770.00.00.005	0.00	0.00	27,466,286.82	27,466,286.82	27,466,286.82	27,466,286.82	27,466,286.82	27,466,286.82	27,466,286.82	0.00
770.00.00.006	0.00	0.00	1,253,660.54	1,253,660.54	1,253,660.54	1,253,660.54	1,253,660.54	1,253,660.54	1,253,660.54	0.00
770.00.00 : TOTAL	0.00	0.00	69,400,586.07	69,400,586.07	69,400,586.07	69,400,586.07	69,400,586.07	69,400,586.07	69,400,586.07	0.00
770.00 : TOTAL	0.00	0.00	69,400,586.07	69,400,586.07	69,400,586.07	69,400,586.07	69,400,586.07	69,400,586.07	69,400,586.07	0.00
770 : TOTAL	0.00	0.00	69,400,586.07	69,400,586.07	69,400,586.07	69,400,586.07	69,400,586.07	69,400,586.07	69,400,586.07	0.00
772.02.00	0.00	0.00	1,082,847.39	1,257,638.28	1,082,847.39	1,257,638.28	1,082,847.39	1,257,638.28	1,082,847.39	174,790.89
772 : TOTAL	0.00	0.00	1,082,847.39	1,257,638.28	1,082,847.39	1,257,638.28	1,082,847.39	1,257,638.28	1,082,847.39	174,790.89
779.01.01	0.00	0.00	14,097.58	29,178.55	14,097.58	29,178.55	14,097.58	29,178.55	14,097.58	15,080.97
779.01 : TOTAL	0.00	0.00	14,097.58	29,178.55	14,097.58	29,178.55	14,097.58	29,178.55	14,097.58	15,080.97
779 : TOTAL	0.00	0.00	14,097.58	29,178.55	14,097.58	29,178.55	14,097.58	29,178.55	14,097.58	15,080.97
TOTAL GENERAL	67,764,388.54	67,764,388.54	1,041,552,565.24	1,041,552,565.24	1,041,552,565.24	1,041,552,565.24	1,041,552,565.24	1,041,552,565.24	1,041,552,565.24	91,102,068.13

Dr. Muresa  
 F. Silan  
 Anca Blea

