

Ex. Spital

CONSILIUL JUDEȚEAN CLUJ	
Registratura generală	
Nr.	3648
Data	31. IAN. 2020

**RAPORT EXPLICATIV  
PRIVIND DAREA DE SEAMA CONTABILA  
INCHEIATA LA DATA DE 31.12.2019**

**Prezentare Generala – Spitalul Clinic de Pneumoftiziologie Leon Daniello Cluj**

**Denumire, Sediul :** Spitalul Clinic de Pneumoftiziologie Leon Daniello, Cluj- Napoca,  
str. B.P. Hasdeu nr. 6 , cod postal : 400371

**Telefon Centrala :** 0264-597453

**Manager spital ; dr. Vasile Muresan :** tel / fax 0264- 592176 ,

**Director medical ;Dr.Boldeanu Daniela;**

**Director financiar contabil ; ec. Silasi Anca Elena ;** tel / fax 0264- 591263 ,

e-mail : [spital\\_pneumo@yahoo.com](mailto:spital_pneumo@yahoo.com)

website : [www.pneumocluj.ro](http://www.pneumocluj.ro)

**Structura Organizatorica :**

Spitalul are in structura 230 de paturi din care :

- 3 sectii clinice de pneumologie cu 140 de paturi din care 10 paturi TBC .
- O sectie de chirurgie toracica cu 30 de paturi din care 5 paturi compartiment ATI, singura sectie de profil din centrul universitar Cluj .
- 5 paturi spitalizare de zi
- Sectia Sanatoriala Pneumologie - TBC Savadisla cu 60 de paturi ( situat in comuna Savadisla la 20 km de Cluj )
- Laboratorul Clinic de Analize Medicale cu compartimentele de Hematologie, Biochimie, Micologie, Bacteriologia Non-Tuberculoasa , Citologie , Bacteriologia Tuberculozei. Performantele laboratorului au fost apreciate de catre expertii Organizatiei Mondiale a Sanatatii care ne-au vizitat incepand cu anul 1995. Rezultatele excelente au recomandat Laboratorul pentru numirea ca Laborator National de Referinta pentru micobacterii (OMS 733/1997; OMS 91/2002; HG 292/2007 ). Laboratorul de analize medicale a fost dotat in decursul timpului cu echipament modern, circuitele au fost refacute astfel incat sa se realizeze cerintele standardului SREN ISO/CEI 17025/2007. Pentru activitatile desfasurate in compartimentul de bacteriologie a tuberculozei laboratorul este acreditat RENAR din anul 2007 si reacreditat conform standard SREN ISO/CEI 15189/2007 din decembrie 2011 pentru activitatile referitoare la diagnosticul bacteriologic al tuberculozei ( microscopie , cultura si antibiograma).
- Laboratorul de Bronhologie, dotat cu aparatura video-endoscopica moderna care desfasoara activitati diagnostice si terapeutice, fiind singurul Laborator de profil din Centrul Universitar Cluj .
- Laboratorul de Radiologie si Imagistica Medicala, dotat cu 3 aparate noi de radiologie
- Laboratorul de Explorari functionale
- Dispensarul TBC Cluj, functioneaza cu 3 cabinete de consultatii adulti, un cabinet consultatii copii , compartiment de radiologie si un punct de laborator pentru diagnostic bacteriologic al tuberculozei. Dispensarul TBC are rol de for metodologic judetean in activitatile de profil

Spitalul Clinic de Pneumoftiziologie „Leon Daniello” Cluj-Napoca constituie în același timp bază de învățământ și cercetare științifică medicală care consolidează calitatea actului medical cu respectarea drepturilor pacienților, a eticii și deontologiei medicale.

Spitalul Clinic de Pneumoftiziologie „Leon Daniello” Cluj-Napoca asigură prin secțiile clinice și serviciile din structură asistență medico-chirurgicală complexă, curativă, preventivă și de recuperare a pacienților cu afecțiuni respiratorii non-tuberculoase (BPOC, Astm bronșic, patologii tumorale maligne și benigne, pleurezii, supurații bronho-pulmonare, etc.) din Județul Cluj și județele limitrofe.

Sectia Clinica de Chirurgie Toracica asigura asistenta medicala curativa pentru pacientii cu tumori maligne si benigne, pneumotorax, traumatisme toracice, etc. asigurand prin linia de garda permanenta in acest domeniu si colaborand cu Unitatea de Primiri Urgente (UPU) a Spitalului Clinic Judetean Cluj.

#### **Structura de Personal :**

Spitalul functionaza cu un numar de 482 de angajati, din care : 37,5 medici, 251 medici rezidenti, 94 personal mediu sanitar ( asistente medicale, registratori medicali, statistica medicala ), 57 personal auxiliar sanitar (infirmiere, ingrijitoare, brancardier), 24 muncitori ( paza, intretinere centrala termica, statie oxigen, statie clorinare, statie epurare, spalatoarea, lenjerese, ingrijitor spatii verzi si curatenie, bloc alimentar, birouri si cabinete etc.), 2 farmacisti, 1 psiholog, 1 preot, 13,5 personal TESA.

#### **Principii, politici si metode contabile**

Contabilitatea institutiei noastre este organizată și condusă cu respectarea strictă a principiilor de bază a contabilității, conform prevederilor Legii contabilității nr. 82/1991 (republicată cu modificările și completările ulterioare), OMF 1.917/2005 pentru aprobarea Normelor metodologice privind organizarea și conducerea contabilității instituțiilor publice, operațiunile economico-financiare, fiind consemnate în documente legale și contabilizate corect.

Scopul politicilor contabile este de a stabili metode contabile (metode detaliate de evaluare, măsurare, și constatare) alese dintr-un cadru general acceptate de legislația în vigoare, care să fie utilizate permanent și care să ofere o imagine fidelă a instituției publice, a poziției sale financiare, a performanțelor sale și a evoluției poziției sale financiare.

Evidența contabilă este condusă de personal calificat și autorizat, în conformitate cu Legea contabilității nr.82/1991 cu modificările ulterioare, operațiunile economice derulate în cursul anului sunt evidențiate în contabilitate cronologic și sistematic în baza documentelor justificative.

Contabilitatea institutiei se tine în partida dubla și urmărește să asigure informații ordonatorilor de credite cu privire la executia bugetelor de venituri și cheltuieli, patrimoniul aflat în administrare cât și informații privind performanțele financiare și fluxurile de trezorerie.

Contabilitatea analitică este organizată conform normelor contabile, întocmindu-se balanța analitică pentru conturile de furnizori, creanțe, clienți, debitori, materiale.

Datele din contabilitatea analitică se preiau în contabilitatea sintetică după care se întocmește balanța de verificare.

Reglementări contabile aplicate la întocmirea și prezentarea situațiilor financiare la data de 31 decembrie 2016

Ordin.1780/19.12.2014

Legea contabilității; nr.82 /1991 republicată,

- Ordinul Ministerului Finanțelor Publice nr.1917/2005
- Ordinul Ministerului Finanțelor Publice nr. 2985 / 16.12.2011
- Ordinul 479 / 05.04.2012

Situațiile financiare prezentate cuprind :

- Anexa 1 “Bilant “
- Anexa 2 “Contul de rezultat patrimonial “
- Anexa 3 “Situatia fluxurilor de trezorerie “
- Anexa 4 “ Situatie fluxurilor de trezorerie ( Banci )
- Anexa 7 si 11 “Contul de executie a bugetului institutiilor publice – Cheltuieli “
- Anexa 9 “Contul de executie a bugetului institutiilor publice – Venituri “
- Anexa 34 “Situatia modificarilor in structura activelor nete/capitalurilor
- Anexa 35a “Situatia activelor amortizabile”
- Anexa 35b “Situatia activelor neamortizabile”
- Anexa 40 b “ Situatie activelor si datoriilor financiare ale institutiilor publice “
- Situatie soldurilor conturilor de Trezorerie .
- Raportul privind exercitarea controlului financiar preventiv propriu
- Balanta de verificare la data de 31.12.2019
- Note explicative
- Raport explicativ
- Declaratie cu prevederile art. 30 din legea contabilitatii 82/1991
- Situatie sintetica a rezultatelor autoevaluarii.
- OMFP NR.4075 / 18.12.2015 –Norme metodologice privind incheierea exercitiului bugetar al anului 2015.

Au fost respectate Normele metodologice privind conducerea contabilității și întocmirii bilanțului contabil și a situațiilor financiare conform Ordinului nr.2985/16.12.2011 și 479 / 05.04.2012, în conformitate cu următoarele principii contabile:

- *Principiul continuității activității* – Spitalul își va continua activitatea de asistență medicală în mod normal, fără reducerea semnificativă a acesteia .
  - *Principiul permanenței metodelor și a comparabilității informațiilor* – s-au aplicat aceleași reguli, metode, norme privind evaluarea, înregistrarea în contabilitate a elementelor patrimoniale, asigurând comparabilitatea în timp a informațiilor .
  - *Principiul prudenței* – evaluarea s-a făcut pe o bază prudentă  
Metoda de evaluare a activelor fixe și circulante :
    - evaluarea clădirilor s-a efectuat de către un expert autorizat în anul 2008 și în anul 2011;
    - evaluarea terenurilor nu s-a efectuat , din lipsa de fonduri iar suprafața terenului dat în administrare spitalului nostru de către Consiliul Județean Cluj, nu este delimitat de terenul ce aparține de Spitalul Județean de Urgență Cluj .
  - *Principiul contabilității pe baza de angajamente* – au fost luate în considerare toate veniturile și cheltuielile exercitiului, fără a se ține seama de data încasării sau de efectuarea plății;
  - *Principiul evaluării separate a elementelor de activ și de datorii* – elementele de activ și de datorii au fost evaluate separat .
- Debitorii înregistrați în evidența contabilă sunt cerți și reflectă corect debitele, stabilite conform prevederilor legale ;
- Creanțele înregistrate în evidența contabilă sunt certe și au fost constituite conform prevederilor legale ;
- *Principiul intangibilității exercitiului* – Soldurile existente la 31.12.2016 au fost preluate corect în luna ianuarie 2017, verificându-se acestea în primele luni ale anului 2017
  - *Principiul necompensării* – Nu s-au efectuat compensări între conturile bilanțiere și nici între conturile de venituri și cheltuieli ; Conturile reprezentând creanțele și obligațiile au fost inventariate și analizate constatându-se că acestea sunt reale, certe și neprescrise ; Obligațiile de

plată către terți (furnizori) sunt obligații de plată curente ce urmează a fi onorate la termenele de scadență ;

Spitalul nu are datorii restante (arierate ).

- *Principiul materialității (pragului de semnificație)* – la întocmirea situațiilor financiare au fost luate în considerare toate elementele semnificative și nesemnificative .
- *Principiul prevalenței economice asupra juridicului* – informațiile prezentate în situațiile financiare reflectă realitatea economică a evenimentelor, nu numai forma lor juridică, așa cum reiese din documentele justificative;

Contul de rezultat patrimonial reflectă fidel veniturile și cheltuielile aferente perioadei raportate ;

Moneda de raportare : Situațiile financiare sunt întocmite în lei .

Metoda de amortizare a activelor fixe : prin amortizare liniară

Politica de împrumuturi , existența contractelor de leasing ; - nu este cazul

Înregistrarea castigurilor și pierderilor de curs valutar ; nu este cazul .

Execuția bugetului de venituri și cheltuieli al instituției s-a efectuat cu respectarea prevederilor Legii nr. 500/11.07.2002 privind finanțele publice, precum și a Ordinului MF nr. 1.792/24.12.2002 privind angajarea, lichidarea, ordonanțarea și plata cheltuielilor bugetare ;

Operațiunile patrimoniale ale instituției au fost înregistrate în evidența contabilă numai după ce acestea au fost supuse vizei de control financiar preventiv, exercitată conform prevederilor OMF nr. 923/16.04.2003 ;OMF NR.4075/2015.

Manager

Dr. Vasile Muresan



Director Financiar Contabil

Ec. Silasi Anca Elena

3ex.MA/MV

## NOTA EXPLICATIVA

### Privind cresterile Semnificative ale sumelor raportate in Bilantul incheiat la 31.12.2019

#### Analiza soldurilor din „ Bilant”

Randul 22 – Creante comerciale si avansuri – la 31.12.2019 prezinta un sold final de 7.304.678 lei reprezentand soldul conturilor:

- Ct.411 « Clienti » prezinta un sold final debitor de 7.148.647 lei, din care servicii medicale CAS Cluj 7.111.033, diferenta de 37.614 lei reprezinta servicii medicale interclinice pe anul 2018 si 2019 de la restul spitalelor, studii clinice.
- Ct.461 « Debitori » prezinta un sold final de 156.031 lei suma reprezentand debitori din sume achitate pentru concedii medicale pentru care fondul constituit conform dispozitiilor legale nu a fost suficient.

Randul 61 – Datorii comerciale si avansuri – la 31.12.2019 prezinta un sold final de 11.856 lei, reprezentand soldul conturilor :

- Ct. 401 « Furnizori » la sfarsitul perioadei prezinta un sold creditor de 11.856 lei reprezentand datorii curente ,facturi inregistrate pana la 31.12.2019 ce urmeaza a fi achitate in cursul lunii ianuarie 2020.


Randul 63.1-Contributii sociale-la 31.12.2019 prezinta un sold final de 1.529.257 lei reprezentand soldul contului :

- Ct.431<Asigurari sociale> la sfarsitul perioadei prezinta un sold creditor 1.527.257 lei , reprezentand asigurari sociale si contributi aferente pentru luna decembrie 2019 care se vor achita in luna ianuarie 2020.
- Ct.444 « Impozit pe venituri din salarii » la sfarsitul perioadei prezinta sold creditor 247.401 lei reprezentand impozit pe salarii si contributi aferente pentru luna decembrie 2020 care se vor achita in luna ianuarie 2020.
- Ct.446 ”Fond handicap” prezinta un sold final creditor de 32.979 lei

Randul 72 – Salariile angajatiilor si contributiile aferente » - la 31.12.2019 prezinta un sold final creditor de 2.367.285 lei, care reprezinta salariile angajatiilor si contributi aferente pentru luna decembrie 2019 , care se vor achita in luna ianuarie 2020.

La sfarsitul trimestrului IV 2019 ,unitatea noastra nu inregistreaza datorii care depasesc termenul prevazut de lege sau contract .

Manager,  
Dr.Vasile Muresan



Director Financiar Contabil  
Ec.Silasi Anca Elena



## BILANT

incheiat la 31.12.2019


- lei -

Nr. rand	Denumirea indicatorilor	Cod	Sold la:	
			inceputul anului	sfarsitul perioadei
A	B	C	1	2
	Active fixe necorporale (ct.2030000+2050000+2060000+2080100+2080200+ 2330000 -2800300-2800500-2800800-2900400-2900500-2900800-2930100*)	03		143278
	Instalatii tehnice, mijloace de transport, animale, plantatii, mobilier, aparatura birotica si alte active corporale (ct.2130100+2130200+2130300+2130400+2140000+2310000 -2810300-2810400-2910300-2910400-2930200*)	04	5756312	8565452
	Terenuri si cladiri (ct.2110100+2110200+2120000+2310000-2810100-2810200 -2910100-2910200-2930200)	05	39479737	40352985
	TOTAL ACTIVE NECURENTE (rd.03+04+05+06+07+09)	15	45236049	49061715
	Stocuri (ct.3010000+3020100+3020200+3020300+3020400+ 3020500+ 3020600+ 3020700+3020800+3020900+ 3030100+3030200+ 3040100+ 3040200+3050100+ 3050200+3070000+3090000+ 3310000+ 3320000+ 3410000+3450000+3460000+3470000+ 3490000+ 3510100+ 3510200+3540100+ 3540500+3540600+ 3560000+ 3570000+ 3580000+ 3590000+3610000+ 3710000+ 3810000+/-3480000+/-3780000-3910000 -3920100-3920200 -3930000-3940100-3940500-3940600-3950100-3950200-3950300- 3950400-3950600-3950700-3950800-3960000-3970000-3980000)	19	3134416	4376699
	Creante din operatiuni comerciale, avansuri si alte decontari (ct.2320000+2340000+4090101+4090102+4110101+ 4110108+ 4130100+ 4180000+4250000+4280102+ 4610101+ 4610109 +4730109**+4810101+ 4810102+ 4810103+4810200+ 4810300+4810900+ 4820000+ 4830000 + 4890000 - 4910100- 4960100+5120800), din care:	21	1651507	7310678
	Creante comerciale si avansuri (ct.2320000+2340000+4090101+4090102+ 4110101+ 4110108+ 4130100 +4180000+4610101+4610109 -4910100 - 4960100), din care :	22	1651507	7304678
	Total creante curente (rd. 21+23+25+27)	30	1651507	7310678
	Conturi la trezorerie, casa în lei (ct. 5100000+5120101+5120501+5130101+5130301+5130302+514010 1+5140301+5140302+5150101+5150103+5150301+5150500+5150 600+5160101+5160301+5160302+5170101+5170301+5170302+52 00100+5210100+5210300+5230000+5250101+5250102+5250301+ 5250302+5250400+5260000+5270000+5280000+5290101+529020 1+5290301+5290400+5290901+5310101+5500101+5510000+5520 000+5550101+5550400+5570101+5580101+5580201+5590101+56 00101+5600300+5600401+5610100+5610300+5620101+5620300+ 5620401+5710100+5710300+5710400+5740101+5740102+574030 1+5740302+5740400+5750100+5750300+5750400-7700000)	33	2050836	1971201
	Dobânda de încasat, alte valori, avansuri de trezorerie (ct.5180701+5320100+5320200+5320300+5320400+ 5320500+ 5320600+ 5320800+5420100)	33.1	499	311
	Conturi la institutii de credit, BNR, casa în valuta (ct. 5110101+5110102+5120102+5120402+5120502+5130102+ 5130202+5140102+5140202+5150102+5150202+5150302+ 5160102+5160202+5170102+5170202+5290102+5290202+ 5290302+5290902+5310402+5410102+5410202+5500102+ 5550102+5550202+5570202+5580102+5580202+5580302+558030	35	102491	91606

A	B	C	1	2
	3+5590102+5590202+5600102+5600103+5600402+5620102+5620103+5620402)			
	Total disponibilitati si alte valori (rd.33+33.1+35+35.1)	40	2153826	2063118
	TOTAL ACTIVE CURENTE (rd.19+30+31+40+41+41.1+42)	45	6939749	13750495
	TOTAL ACTIVE (rd.15+45)	46	52175798	62812210
	Datorii comerciale, avansuri si alte decontari (ct.2690100+4010100+4030100+4040100+4050100+ 4080000+ 4190000+ 4620101+4620109 +4730109+ 4810101+4810102+ 4810103+4810200+ 4810300+ 4810900+4820000+ 4830000+4890000+ 5090000+ 5120800), din care:	60	65966	12082
	Datorii comerciale si avansuri (ct. 4010100+4030100+4040100+4050100+ 4080000+ 4190000+ 4620101+ 4620109), din care:	61	64137	11856
	Datorii catre bugete (ct. 4310100+4310200 + 4310300 + 4310400 + 4310500+ 4310700+ 4370100 + 4370200 + 4370300 + 4400000+4410000+ 4420300 + 4420800 + 4440000 + 4460000 4480100 +4550501 + 4550502+ 4550503+ 4620109+ 4670100+ 4670200 + 4670300 + 4670400 + 4670500+ 4670900+ 4730109+4810900+ 4820000), din care:	62	1668233	1813415
	Contributii sociale (ct.4310100+4310200+4310300+4310400+4310500+4310700+4370100+4370200+4370300)	63.1	1396481	1529257
	Salariile angajatilor (ct.4210000+4230000+4260000+4270100+4270300+4280101)	72	2179119	2367285
	TOTAL DATORII CURENTE (rd.60+62+65+70+71+72+73+74+75)	78	3913318	4192782
	TOTAL DATORII (rd.58+78)	79	3913318	4192782
	ACTIVE NETE = TOTAL ACTIVE – TOTAL DATORII = CAPITALURI PROPRII (rd.80= rd.46-79 = rd.90)	80	48262480	58619428
	Rezerve, fonduri (ct.1000000+1010000+1020101+1020102+1030000+1040101+1040102+1050100+1050200+1050300+1050400+1050500+ 1060000+ 1320000+ 1330000+1390100)	84	39769041	40642290
	Rezultatul reportat (ct.1170000- sold creditor)	85	8847033	8044739
	Rezultatul patrimonial al exercitiului (ct.1210000- sold creditor)	87		9932399
	Rezultatul patrimonial al exercitiului (ct.1210000- sold debitor)	88	353594	
	TOTAL CAPITALURI PROPRII (rd.84+85-86+87-88)	90	48262480	58619428

Manager

Dr. Muresan Vasile



Director Financiar Contabil

Ec.Silasi Anca Elena



Semnătură validă

Digitally signed by Ministerul  
Finanțelor Publice  
Date: 2020.08.29 13:06:49 EEST  
Reason: Document MFP

## BILANT

La luna: DEC-2019

CUI Institutie Publica: 4354540

Institutie publica: SPITALUL CLINIC DE PNEUMOFTIZIOLOGIE LEON DANIELLOCLUJ-  
NAPOCA


Sector bugetar: 02

Sursa finantare:

F

-lei-

Cod rand	DENUMIRE INDICATORI	Sold la începutul perioadei	Sold la sfârșitul perioadei
A	B	1	2
01	ACTIVE	X	X
02	Active necurente	X	X
03	Active fixe necorporale	0,00	143.277,53
04	Active fixe corporale	45.236.048,76	48.918.436,84
07	Total active necurente (rd.03+04+05+06)	45.236.048,76	49.061.714,37
08	Active curente	X	X
09	Stocuri	3.134.416,34	4.376.698,67
10	Creante	1.651.507,28	7.310.678,14
11	Active financiare	0,00	0,00
12	Disponibilitati	2.153.326,38	2.062.807,28
13	Alte valori si avansuri de trezorerie	498,70	311,00
15	Total active curente (rd.09+10+11+12+13+14)	6.939.748,70	13.750.495,09
16	Total active (rd.07+15)	52.175.797,46	62.812.209,46
17	DATORII	X	X
18	Datorii necurente	X	X
22	Total datorii necurente (rd.19+20+21)	0,00	0,00
23	Datorii curente	X	X
24	Datorii comerciale si alte datorii	316.398,86	296.239,78
25	Imprumuturi pe termen scurt	0,00	0,00
26	Salariile, contributi si alte drepturi sociale	3.575.600,50	3.896.542,26
29	Total datorii curente (rd.24+25+26+27+28)	3.891.999,36	4.192.782,04
30	Total datorii (rd.22+29)	3.891.999,36	4.192.782,04



Cod rand	DENUMIRE INDICATORI	Sold la începutul perioadei	Sold la sfârșitul perioadei
31	Active nete (total active minus total datorii) (rd.16-30)=(rd.36)	48.283.798,10	58.619.427,42
32	CAPITALURI PROPRII	X	X
33	Rezerve, fonduri	39.769.041,11	40.642.289,67
34	Rezultatul reportat	8.847.032,81	8.044.738,96
35	Rezultatul patrimonial al exercitiului	-353.594,55	9.932.398,79
36	TOTAL CAPITALURI PROPRII (rd.33+/-34+/-35)	48.262.479,37	58.619.427,42

## CONTUL DE REZULTAT PATRIMONIAL

la data de 31.12.2019

Cod 02

-lei-


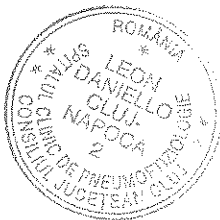
Nr. crt	Denumirea indicatorilor	Cod rand	An precedent	An curent
A	B	C	1	2
2.	Venituri din activitati economice (ct.7210000+7220000+7510100+7510200+/-7090000)	03	50,270,395	65,013,964
3.	Finantari, subventii, transferuri, alocatii bugetare cu destinatie speciala (ct. 7510500+7710000+7720100+7720200+7730000+7740100+7740200+7750000+7760000+7780000+7790101+790109)	04	1,319,955	4,964,751
4.	Alte venituri operationale (ct.7140000+7180000+7500000+7510300+7510400+7810200+7810300+7810401+7810402+7770000)	05	1,980	2,383
	TOTAL VENITURI OPERATIONALE (rd.02+03+04+05)	06	51,592,330	69,981,098
1.	Salariile si contributiile sociale aferente angajatilor (ct.6410000+6420000+6450100+6450200+6450300+ 6450400+ 6450500+6450600+6450800+6460000+6470000)	08	42,722,950	49,566,813
2.	Subventii si transferuri (ct.6700000+6710000+6720000+6730000+6740000+ 6750000+ 6760000+ 6770000+6780000+6790000)	09	320,296	
3.	Stocuri, consumabile, lucrari si servicii executate de terti (ct.6010000+6020100+6020200+6020300+6020400+ 6020500+ 6020600+6020700+6020800+6020900+6030000+6060000+6070000+6080000+6090000+6100000+6110000+ 6120000+6130000+6140000+6220000+6230000+6240100+ 6240200+6260000+6270000+6280000+6290100)	10	7,722,828	8,599,700
4.	Cheltuieli de capital, amortizari si provizioane (ct.6290200+6810100+6810200+6810300+6810401+6810402+6820101+6820109+6820200+ 6890100+ 6890200)	11	495,677	1,462,082
5	Alte cheltuieli operationale (ct.6350000+6540000+6580000+6580101+6580109)	12	684,173	420,104
	TOTAL CHELTUIELI OPERATIONALE (rd.08+09+10+11+12)	13	51,945,924	60,048,699
	- EXCEDENT (rd.06- rd.13)	15		9,932,399
	- DEFICIT (rd.13- rd.06)	16	353,594	
	- EXCEDENT (rd.15+20-16-21)	23		9,932,399
	- DEFICIT (rd.16+21-15-20)	24	353,594	
	- EXCEDENT (rd. 23+28-24-29)	29.2		9,932,399
	- DEFICIT (rd. 24+29-23-28)	29.3	353,594	
	- EXCEDENT (rd. 29.2 - rd.29.4)	31		9,932,399

A	B	C	1	2
	- DEFICIT (rd. 29.3 + rd.29.4)	32	353,594	

\*) Nota: Datele se preiau din contul 6350000 pentru coloana 1  
 \*\*) Nota: Datele se preiau din contul 6350000 pentru coloana 1 la raportarile trim.II si III cu sumele determinate potrivit prevederilor art.13 alin.(2) lit. b) din Legea nr. 227/2015 privind Codul Fiscal.

**Manager**

**Dr. Muresan Vasile**

**Director Financiar Contabil**

**Ec.Silasi Anca Elena**



SITUATIA FLUXURILOR DE TREZORERIE  
la data de 31.12.2019

-lei-

Cod 03

1364540

DENUMIREA INDICATORULUI	Cod rand	TOTAL	CASA ct. 5310101	Buget de stat *) ct. 5200100/7700000	Buget local ct. 5210100/7700000	Buget asigurarilor sociale de stat ct. 5250101+7700000	Buget asigurarilor pentru somaj ct. 5740101+7700000	Buget Fond national de asigurari sociale de sanatate ct. 5710100/7700000	Buget Fond pentru mediu 5750100/7700000	Buget trezoreriei statului ct. 5240100/7700000	Buget institutiilor publice finantate din veniturile proprii si suventii 5600101/7700000	Buget institutiilor publice finantate din veniturile proprii si suventii 5610101/7700000	Buget activitatii financiare din veniturile proprii si buget privatizate 5620101/7700000	Buget imprumuturi interne si externe ct. 5130101+5140101+5160101+5170101/7700000	Buget fonduri externe neramb (sursaD) 5150103/7700000	Alte disponibilitati (ct.5xx)
A	B	1	2	3	4	5	6	7	8	9	10	11	12	13	14	15
I. NUMERAR DIN ACTIVITATEA OPERATIONALA	01															
1. Incasari	02	59306882	199747								58896639					210496
2. Plati	03	59227702	199747								58828579					199376
3. Numerar net din activitatea operationala (rd.02-03)	04	79180									68060					11120
II. NUMERAR DIN ACTIVITATEA DE INVESTITII	05															
1. Incasari	06	4255684									4255684					
2. Plati	07	4414499									4414499					
3. Numerar net din activitatea de investitii (rd.06-07)	08	-158815									-158815					
III. NUMERAR DIN ACTIVITATEA DE FINANTARE	09															
1. Incasari	10															
2. Plati	11															
3. Numerar net din activitatea de finantare (rd.10-rd.11)	12															
IV. CRESTEREA (DESCRSTEREA) NETA DE NUMERAR SI ECHIVALENT DE NUMERAR (rd.04+rd.08+rd.12)	13	-79635									-90755					11120
V. NUMERAR SI ECHIVALENT DE NUMERAR LA INCEPUTUL ANULUI	14	2050836									2037722					13114
- Sume recuperate din excedentul anului precedent **)	14.1															
- Sume utilizate din excedentul anului precedent/ sume transferate din excedent la bugetul local/sume transferate din excedent pentru constituirea de depozite in trezorerie***)	14.2															
Sume transferate din disponibilul neutilizat la finele anului precedent****)	14.3															
VI. NUMERAR SI ECHIVALENT DE NUMERAR LA SFARSITUL PERIOADEI	15	1971201									1946967					24234



ANEXA INDICATORULUI

rand	stat. / an.		stat. / an.		stat. / an.		stat. / an.		stat. / an.		stat. / an.		stat. / an.		stat. / an.		stat. / an.		
	5200100/ 7700000	5240100/ 7700000	5250101+ 7700000	5250102/ 7700000	5740101+ 7700000	5740102/ 7700000	5750100/ 7700000	5750101/ 7700000	5750102/ 7700000	5750103/ 7700000	5750104/ 7700000	5750105/ 7700000	5750106/ 7700000	5750107/ 7700000	5750108/ 7700000	5750109/ 7700000	5750110/ 7700000	5750111/ 7700000	5750112/ 7700000
A																			
B																			
(rd.13+rd.14+14.1-14.2-14.3)																			

La unitatile administrative-teritoriale si la unitatile de invatamant preuniversitar coloana 3 nu se aduna in coloana 1 -Total

Randurile 14.1"sume recuperate din excedentul anului precedent"se completeaza pentru bugetele:locale, institutiilor publice finantate integral sau partial din venituri proprii, activitatilor financiare externe de privatizare, Fondului de mediu astfel:

- cu sume recuperate din excedentul anilor precedenti;
- cu sume virate din fondul spitalului in excedentul bugetului de venituri proprii al unitatii sanitare publice

14.2"sume utilizate din excedentul anului precedent/sume transferate din excedent la bugetul local/sume transferate din excedent pentru constituirea de depozite in trezorerie" se completeaza astfel: pentru bugetele: locale, institutiilor publice finantate integral sau partial din venituri proprii, activitatilor financiare externe de privatizare, Fondului de mediu-cu sumele utilizate din excedentul anului precedent pentru efectuarea de cheltuieli, acoperirea golurilor temporare de casa;

- pentru bugetul institutiilor publice finantate integral din venituri proprii si bugetul activitatilor financiare externe de privatizare, Fondului de mediu-cu sumele transferate din excedent la bugetul local
- pentru bugetul asigurarilor sociale de stat, bugetul Fondului national unic de asigurari sociale de sanatate, bugetul Fondului de mediu, bugetul institutiilor publice finantate integral din venituri proprii, bugetul activitatilor financiare externe de privatizare si bugetul activitatilor financiare externe nerambursabile(sursa 08/D) in situatia existentei unui buget de venituri si cheltuieli - cu sume transferate din excedent pentru constituirea de depozite in trezorerie

14.3"sume transferate din disponibil neutilizat la finele anului precedent" se completeaza pentru bugetul fondurilor externe nerambursabile (sursa 08/D) in situatia existentei doar a un stat de cheltuieli, bugetul creditorilor intrabugetul creditorilor externi - cu sumele transferate la inceputul anului din disponibil neutilizat la finele anului precedent.




Manager

Dn Muresan Vasile

Director Financiar Contabil

Ec.Silasi Anca Elena

Viza trezorerie





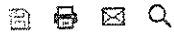
bugdisptoate269485.pdf - Adobe Acrobat Reader DC

Figier Editare Vizualizare Fereastră Asistență

Pagina principală

Instrumente

bugdisptoate26948... x



584 / 663



91,5%



Editat la data: 06.01.2020 09:47 AM

## EXECUTIA CONTURILOR BUGETARE SI DE DISPONIBILITATI

1a: SPITALUL CLINIC DE PNEUMO LEON DANIELLO CLUJ

- lei

COD FISCAL:	435454	DATA:	31.12.2019		
COD CONT/SURSA INDICATOR/SECTIUNE	DENUMIRE CONT / INDICATOR	CREDITE DESCHISE / VENITURI	PLATI EFECTUATE (CHELTUIELI)	DISPONIB (credite-chelt/venituri-che)	
21	F 370400	D Varsaminte din sectiunea de functionare	159.664,16	.00	.00
21	F 395000	D Alte venituri din valorificarea unor bunuri	849,33	.00	.00
21	F 427000	D Subventii de la bugetul de stat catre institutii p	171,59	.00	.00
21	F 431400	D Subventii din bugetele locale pentru finantarea c	4.254.835,01	.00	.00
21	F 480101	D Sume primite in contul platilor efectuate in anul	429,00	.00	.00
21	F 999997	D Inchidere conturi de venituri si cheltuieli sectiu	4.415.949,09	.00	.00
21	F 300530	F Alte venituri din concesiuni si inchirieri de car	2.380,00	.00	.00
21	F 330800	F Venituri din prestari de servicii	372.769,71	.00	.00
21	F 332100	F Venituri din contractele incheiate cu casele de as	16.185.079,21	.00	.00
21	F 333000	F Venituri din contractele incheiate cu directiile d	25.745.818,70	.00	.00
21	F 365000	F Alte venituri	11.827,19	.00	.00
21	F 370100	F Donatii si sponsorizari	1.076,95	.00	.00
21	F 370300	F Varsaminte din sectiunea de	159.664,16	.00	.00

Tachetuieli\EXECU... MFP - DGICP - DTIL... New Message - IB... bugdisptoate26948...

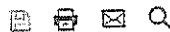
bugdisptoate269485.pdf - Adobe Acrobat Reader DC

Figier Editare Vizualizare Fereastră Asistență

Pagina principală

Instrumente

bugdisptoate26948... x



584 / 663



91,5%



21	F 410600	functionare pentru fin	.00	.00	.00
21	F 433300	F Sume din excedentul anului precedent pentru acoper	16.577.086,00	.00	.00
21	F 999996	F Inchidere conturi de venituri si cheltuieli sectiu	58.736.373,60	.00	.00
24	F 660000710000	D Sanatate - TITLUL XIII ACTIVE NEFINANCIARE (71.01+	4.565.110,00	4.414.499,17	150.610,83
24	F 660601710102	D Spitale generale - Masini, echipamente si mijloace	.00	2.944.035,43	.00
24	F 660601710103	D Spitale generale - Mobilier, aparatura birou si	.00	764.500,03	.00
24	F 660601710130	D Spitale generale - Alte active fixe	.00	148.425,13	.00
24	F 660601710300	D Spitale generale - Reparatii capitale aferente act	.00	557.538,58	.00
24	F 999997	D Inchidere conturi de venituri si cheltuieli sectiu	.00	4.414.499,17	.00
24	F	D Total disp.(ven-ch): 24 sursa: F sectiune: D	.00	4.414.499,17	4.414.499,17
24	F	D Total (desch-ch): 24 sursa: F sectiune: D	4.565.110,00	4.414.499,17	150.610,83
24	F 660000100000	F Sanatate - TITLUL I CHELTUIELI DE PERSONAL	50.721.370,00	49.214.300,00	1.507.070,00
24	F 660601100101	F Spitale generale - Salarii de baza	.00	31.862.628,00	.00

Tachetuieli\EXECU... MFP - DGICP - DTIL... New Message - IB... bugdisptoate26948...



bugdisptoate269485.pdf - Adobe Acrobat Reader DC

Fișier Editare Vizualizare Fereastră Asistență

Pagina principală Instrumente

bugdisptoate26948... x

Trezoreria Cluj Napoca Pag: 586 Editat la data: 06.01.2020 09:47 AM

EXECUTIA CONTURILOR BUGETARE SI DE DISPONIBILITATI  
SPITALUL CLINIC DE PNEUMO LEON DANIELLO CLUJ

COD FISCAL:	4354540				
COD CONT/SURSA INDICATOR/SECTIUNE	DENUMIRE CONT / INDICATOR	CREDITE DESCHISE VENITURI	PLATI EFECTUATE (CHELTUIELI)	DISPONIB: (credite-chelt/venituri-che)	
	inventar				
24	F 660601200601 F Spitale generale - Deplasari interne. detasari, tr	.00	4.625,79 ✓	.00	
24	F 660601200900 F Spitale generale - Materiale de laborator	.00	34.266,31 ✓	.00	
24	F 660601201100 F Spitale generale - Carti, publicatii si materiale	.00	1.832,00 ✓	.00	
24	F 660601201300 F Spitale generale - Pregatire profesionala	.00	21.899,75 ✓	.00	
24	F 660601201400 F Spitale generale - Protectia muncii	.00	56.997,70 ✓	.00	
24	F 660601203001 F Spitale generale - Reclama si publicitate	.00	6.709,28 ✓	.00	
24	F 660601203003 F Spitale generale - Prime de asigurare non-viata	.00	9.120,52 ✓	.00	
24	F 660601203030 F Spitale generale - Alte cheltuieli cu bunuri si se	.00	29.080,77 ✓	.00	
24	F 66000590000 F Sanatate - TITLUL XI ALTE CHELTUIELI	396.000,00	<u>373.097,00</u>	22.903,00	
24	F 660601594000 F Spitale generale - Suma aferente persoanelor cu ha	.00	373.097,00 ✓	.00	
24	F 999996 F inchidere conturi de venituri si cheltuieli sectin	.00	58.828.578,38	.00	

TabelcheltuieliEXECU... MFP - DGICP - DITI... New Message - 18... bugdisptoate269485

bugdisptoate269485.pdf - Adobe Acrobat Reader DC

Fișier Editare Vizualizare Fereastră Asistență

Pagina principală Instrumente

bugdisptoate26948... x

Trezoreria Cluj Napoca Pag: 586 / 583 Editat la data: 06.01.2020 09:47 AM

24	F	F Total (desch-ch)ct: 24 sursa: F sectiune: F	61.757.370,00	58.828.578,38	2.928.791,62
24	F	F Total disp.(ven-ch)ct: 24 sursa: F sectiune: F	.00	58.828.578,38	58.828.578,38
24		Total cont: 24	66.322.480,00	63.243.077,55	3.079.402,45
5006		Disp.sume mandat.depozit.local	122.114,18	121.888,27	225,91 ✓
5007		Disp.- donatii si sponsorizati	24.008,42	.00	24.008,42 ✓
82	980000	Excedent/deficit al bug.local	3.039.171,47	1.092.204,78	1.946.966,69
82	989700	Excedent/deficit al bug.local	4.415.949,09	4.415.949,09	.00
82	999600	Excedent/deficit al bug.local	58.828.578,38	58.828.578,38	.00

EXECUTIA CONTURILOR BUGETARE SI DE DISPONIBILITATI  
1a: SPITALUL CLINIC DE PNEUMOFIZIOLOGIE LEON DANIELLO - STUDII

COD FISCAL:	37449352		DATA:	31.12.2019	
COD CONT/SURSA INDICATOR/SECTIUNE	DENUMIRE CONT / INDICATOR	CREDITE DESCHISE / VENITURI	PLATI EFECTUATE (CHELTUIELI)	DISPONIB: (credite-chelt/venituri-che)	
502205	Disp IP sect BL act economice	64.373,85	64.373,85	.00	

210.496,45      186.262,12      24.234,33

TabelcheltuieliEXECU... MFP - DGICP - DITI... New Message - 18... bugdisptoate269485

560.03.00 = 560.02.00 =

90.754,86

98.00.00.


661003018

126.304.645,38

Indice  
Air prog

34.672.635,63 Indice acc

2063BRAE 1305V 22081761  
300



## RAPORT DE EXECUTIE BUGETARA COFOG 3

LA DATA: 31-DEC-19

Denumire IP : SPITALUL CLINIC DE PNEUMOFIZIOLOGIE LEON DANIELLOCLUJ-NAPOCA

Cod Fiscal IP : 4354540

Sector bugetar : 02 - Bugetul local (administratie locala)

Tip Indicator	Sursa financare	Clasificatie Functionala	Clasificatie Functionala Descriere	Clasificatie Economica	Clasificatie Economica Descriere	Executie Cumulat
Venit	F - Integral venituri proprii	300530	Alte venituri din concesiuni si inchirieri de catre institutiile publice			2.380,00
Venit	F - Integral venituri proprii	330800	Venituri din prestari de servicii			372.759,71
Venit	F - Integral venituri proprii	332100	Venituri din contractele inchiate cu casele de asigurari sociale de sanatate			16.185.079,21
Venit	F - Integral venituri proprii	333000	Venituri din contractele inchiate cu directiile de sanatate publica din sume alocate de la bugetul de stat			25.745.818,70
Venit	F - Integral venituri proprii	365000	Alte venituri			11.827,19
Venit	F - Integral venituri proprii	370100	Donatii si sponsorizari			1.076,95
Venit	F - Integral venituri proprii	370300	Varsaminte din sectiunea de functionare pentru finantarea sectiunii de dezvoltare a bugetului local			-159.664,16
Venit	F - Integral venituri proprii	370400	Varsaminte din sectiunea de functionare			159.664,16
Venit	F - Integral venituri proprii	395000	Alte venituri din valorificarea unor bunuri			849,33
Venit	F - Integral venituri proprii	427000	Subventii de la bugetul de stat catre institutii publice finantate partial sau integral din venituri proprii necesare sustinerii derularii proiectelor finantate din fonduri externe nerambursabile (FEN) postaderare, aferente perioadei de programare 2014-2020			171,59
Venit	F - Integral venituri proprii	431400	Subventii din bugetele locale pentru finantarea cheltuielilor de capital din domeniul sanatatii			4.254.835,01
Venit	F - Integral venituri proprii	433300	Subventii din bugetul Fondului national unic de asigurari sociale de sanatate pentru acoperirea cresterilor salariale			16.577.086,00

Tip Indicator	Sursa finantare	Clasificatie Functionala	Clasificatie Functionala Descriere	Clasificatie Economica	Clasificatie Economica Descriere	Executie Cumulat
Venit	F - Integral venituri proprii	480101	Sume primite in contul platilor efectuate in anul curent			429,00
<b>TOTAL VENITURI</b>						<b>63.152.372,69</b>
Cheltuiala	F - Integral venituri proprii	660601	Spitale generale	100101	Salarii de baza	31.862.628,00
Cheltuiala	F - Integral venituri proprii	660601	Spitale generale	100105	Sporuri pentru conditii de munca	10.113.469,00
Cheltuiala	F - Integral venituri proprii	660601	Spitale generale	100106	Alte sporuri	1.360.849,00
Cheltuiala	F - Integral venituri proprii	660601	Spitale generale	100107	Ore suplimentare	71.816,00
Cheltuiala	F - Integral venituri proprii	660601	Spitale generale	100111	Fond aferent platii cu ora	781.701,00
Cheltuiala	F - Integral venituri proprii	660601	Spitale generale	100117	Indemnitati de hrana	1.508.604,00
Cheltuiala	F - Integral venituri proprii	660601	Spitale generale	100130	Alte drepturi salariale in bani	1.087.614,00
Cheltuiala	F - Integral venituri proprii	660601	Spitale generale	100206	Vouchere de vacanta	285.250,00
Cheltuiala	F - Integral venituri proprii	660601	Spitale generale	100301	Contributii de asigurari sociale de stat	1.089.841,00
Cheltuiala	F - Integral venituri proprii	660601	Spitale generale	100307	Contributia asiguratorie pentru munca	1.052.928,00
Cheltuiala	F - Integral venituri proprii	660601	Spitale generale	200101	Furnituri de birou	62.551,07
Cheltuiala	F - Integral venituri proprii	660601	Spitale generale	200102	Materiale pentru curatenie	118.722,67
Cheltuiala	F - Integral venituri proprii	660601	Spitale generale	200103	Incalzit, iluminat si forta motrica	620.089,86
Cheltuiala	F - Integral venituri proprii	660601	Spitale generale	200104	Apa, canal si salubritate	156.929,71
Cheltuiala	F - Integral venituri proprii	660601	Spitale generale	200105	Carburanti si lubrifianti	22.525,53
Cheltuiala	F - Integral venituri proprii	660601	Spitale generale	200106	Piese de schimb	247.289,40
Cheltuiala	F - Integral venituri proprii	660601	Spitale generale	200107	Transport	25.927,19
Cheltuiala	F - Integral venituri proprii	660601	Spitale generale	200108	Posta, telecomunicatii, radio, tv, internet	61.056,02
Cheltuiala	F - Integral venituri proprii	660601	Spitale generale	200109	Materiale si prestari de servicii cu caracter functional	1.417.462,27
Cheltuiala	F - Integral venituri proprii	660601	Spitale generale	200130	Alte bunuri si servicii pentru intretinere si functionare	1.078.799,16
Cheltuiala	F - Integral venituri proprii	660601	Spitale generale	200200	Reparatii curente	373.305,63
Cheltuiala	F - Integral venituri proprii	660601	Spitale generale	200301	Hrana pentru oameni	538.754,02
Cheltuiala	F - Integral venituri proprii	660601	Spitale generale	200401	Medicamente	1.520.612,89
Cheltuiala	F - Integral venituri proprii	660601	Spitale generale	200402	Materiale sanitare	740.805,13
Cheltuiala	F - Integral venituri proprii	660601	Spitale generale	200403	Reactivi	1.620.753,05
Cheltuiala	F - Integral venituri proprii	660601	Spitale generale	200404	Dezinfectanti	139.290,69
Cheltuiala	F - Integral venituri proprii	660601	Spitale generale	200501	Uniforme si echipament	11.714,35
Cheltuiala	F - Integral venituri proprii	660601	Spitale generale	200503	Lenjerie si accesorii de pat	69.965,69
Cheltuiala	F - Integral venituri proprii	660601	Spitale generale	200530	Alte obiecte de inventar	250.094,93
Cheltuiala	F - Integral venituri proprii	660601	Spitale generale	200601	Deplasari interne, detasari, transferari	4.625,79
Cheltuiala	F - Integral venituri proprii	660601	Spitale generale	200900	Materiale de laborator	34.266,31
Cheltuiala	F - Integral venituri proprii	660601	Spitale generale	201100	Carti, publicatii si materiale documentare	1.832,00
Cheltuiala	F - Integral venituri proprii	660601	Spitale generale	201300	Pregatire profesionala	21.899,75
Cheltuiala	F - Integral venituri proprii	660601	Spitale generale	201400	Protectia muncii	56.997,70
Cheltuiala	F - Integral venituri proprii	660601	Spitale generale	203001	Reclama si publicitate	6.709,28
Cheltuiala	F - Integral venituri proprii	660601	Spitale generale	203003	Prime de asigurare non-viata	9.120,52
Cheltuiala	F - Integral venituri proprii	660601	Spitale generale	203030	Alte cheltuieli cu bunuri si servicii	29.080,77
Cheltuiala	F - Integral venituri proprii	660601	Spitale generale	594000	Sume aferente persoanelor cu handicap neincadrate	373.097,00
Cheltuiala	F - Integral venituri proprii	660601	Spitale generale	710102	Masini, echipamente si mijloace de transport	2.944.035,43

FXB-EXB-900

Tip Indicator	Sursa finantare	Clasificatie Functionala	Clasificatie Functionala Descriere	Clasificatie Economica	Clasificatie Economica Descriere	Executii Cumulat
Cheltuiala	F - Integral venituri proprii	660601	Spitale generale	710103	Mobilier, aparatura birofica si alte active corporale	764.500,03
Cheltuiala	F - Integral venituri proprii	660601	Spitale generale	710130	Alte active fixe	148.425,13
Cheltuiala	F - Integral venituri proprii	660601	Spitale generale	710300	Reparatii capitale aferente activelor fixe	557.538,58
<b>TOTAL CHELTUIELI</b>						<b>63.243.077,55</b>



EXTRAS DE CONT  
la data: 31.12.2019

Editat la data de: 17.01.2020 06:21 PM

Trezorerie Cluj Napoca

CONTI 21F999974354540  
DATA PLATI 31.12.2019

SPITAL CLINIC PNEUMO CLUJ  
COD PLATITOR/BENEFICIAR 4354540

Nr. referinta banca/rezervare  
TZ216120596280

NR. INTERN-EXPLICATII  
TZ216120596280-NC inchidere an -  
venituri sect.02

NR. DOCUMENT	DATA DOC	DATA PLATI	Nr. referinta banca/rezervare	SPITAL CLINIC PNEUMO CLUJ	COD PLATITOR/BENEFICIAR	DEBIT	CREDIT	Cod Angajament	Indicator Cod Angajament Program	NR. INTERN-EXPLICATII
Sold precedent						.00	.00			
usfaavn02	31.12.2019		TZ216120596280	SPITAL CLINIC PNEUMO CLUJ	4354540	4,415,949.09	.00			
Ruboj zi						4,415,949.09	.00			
Total sume						4,415,949.09	.00			
Sold final						4,415,949.09	.00			

Intocmit si Verificat,



Trezoreria Cluj Napoca

CONT 24F999964354540

NR. DOCUMENT DATA  
DOC PLATTI

Sold precedent 31.12.2019

nesfaneh02

Ruși și

Total sume

Sold final

EXTRAS DE CONT  
la data: 31.12.2019

SPITAL CLINIC PNEUMO CLUJ

Nr. referinta  
banca/trezorerie

TZ216120595912 RO64TREZ21682F999600XXXX

Editat la data de: 17.01.2020 06:21 PM

ROZ7TREZ24F99996XXXXXX


COD PLATTOR/  
BENEFICIAR

4354540 SPITAL CLINIC PNEUMO  
CLUJ

DEBIT	CREDIT
.00	.00
.00	58,828,578.38
.00	58,828,578.38
.00	58,828,578.38
.00	58,828,578.38

Cod Angajament	Indicator Angajament	Cod Program	NR. INTERN-EXPUNCAȚII
		0000000000	TZ216120595913-NC inchidere an - cheftuteh sect.02

Intocmit și Verificat,



Trezoreria Cluj Napoca

CONT:24F99997435440

NR DOCUMENT DATA DOC 31.12.2019

Sold precedent

nrfauct02

Rula/zi

Total sume

Sold final

EXTRAS DE CONT  
la data: 31.12.2019

SPITAL CLINIC PNEUMO CLUJ

Nr. referinta  
banca/trezorerie

YZ216120595794

RO91TREZ21682F98700XXXX

4354540

SPITAL CLINIC PNEUMO  
CLUJ

RO51TREZ24F99997XXXXXXX


COD PLATITOR/  
BENEFICIAR

NUMER PLATITOR/  
BENEFICIAR

Ediat la data de: 17.01.2020 06:21 PM

DEBIT	CREDIT	Cod Angajament	Indicator Angajament Program	NR INTERN- EXPLICATII
.00	.00			
.00	4,414,499.17		0000000000	YZ216120595795-NC inchidere an - cheltuieli sect.02
.00	4,414,499.17			
.00	4,414,499.17			
.00	4,414,499.17			

Intocmit si Verificat,







EXTRAS DE CONT  
la data: 31.12.2019

Trezoreria Cluj Napuca

CONT 21F999964354540

NR. DOCUMENT DOC DATA PLATI

Sold precedent 31.12.2019

ncsfanm02

Rahaj zi

Total sume

Sold final

Editat la data de: 17.01.2020 06:21 PM

RO98TREZ21621F99996XXXX

COD PLATI/ NUME PLATI/ BENEFICIAR

43564540 SPITAL CLINIC PNEUMO CLUJ

DEBIT

.00

CREDIT

.00

Cod Angajament

.00

Indicator Angajament Program

.00

NR. INTERN-EXPLICATI

TZ216120596050-NC inchidere an - venituri sect.02

Intocmit si Verificat,



Trezoreria Cluj Napoca

CONT 5020537449352

NR. DOCUMENT 23.12.2019

DATA PLATII 23.12.2019

Sold precedent

1933

Rubij zi

Total sume

Sold final

EXTRAS DE CONT

la data: 23.12.2019

SPIITALUL CLINIC DE PNEUMOFIZI

Nr. referinta IBAN PLATITOR/

banca/trezorerie BENEFICIAR

23.12.2019 TZ216120469460

RO18TREZ21621F330800XXXX

RO02TREZ216502205X035210

COD PLATITOR/

BENEFICIAR 4354540

SP CLINIC DE

PNEUMOFIZIOLOGIE

Page: 1

Editat la data de: 23.12.2019 09:23 PM

NR. INTERN- EXPLICATI

TZ216120469460-Transfer sume studii

clinice

Indicator Ansejament

Cod Ansejament

Cod Ansejament

Program

CRREDIT

1,820.70

.00

.00

64,373.85

.00

DEBIT

.00

1,820.70

1,820.70

64,373.85

.00

Intocmit si Verificat



Semnele  
Data: 1 December 2018 Ora: 22:17:48

JULIA MARA ADRIANA CHAIKH



Trezoreria Cluj Napoca

EXTRAS DE CONT  
la data: 30.12.2019

Editat la data de: 30.12.2019 07:13 PM

NR. DOCUMENT	DATA DOC	DATA PLATI	Nr. recontina banca/trezorerie	SPITAL CLINIC PNEUMO CLUJ	IBAN PLATITOR/ BENEFICIAR	COD PLATITOR/ BENEFICIAR	NUME PLATITOR/ BENEFICIAR	DEBIT	CREDIT	Cod Angajament	Indicator Angajament Program	NR. INTERN-EXPLICATI
Sold precedent								.00	1,952.03			
1957	30.12.2019	30.12.2019	TZ216120565492	RO18TREZ21621F330800XXXX	4354540		SP CLINIC DE PNEUMOFIZIOLOGIE	1,726.59	.00			TZ216120565492-Transfer suma accesori Lozar Ana Dumai Stefan
CAB74	30.12.2019	30.12.2019	TZ216120565844	RO43TREZ216619950XXXXXXX	8609468		DIR DE TREZORERIE CLUJ	.00	.47			TZ216120565845-INTREGISTRARI CORECTE
Relaj si								1,726.59	.47			
Total sume								121,888.27	122,114.18			
Sold final								.00	225.91			


Intocmiti si Verificat,



Trecerereh Cluj Napoca  
 CONT 50074354540  
 EXTRAS DE CONT  
 la data: 30.12.2019  
 Editat la data de: 30.12.2019 07:13 PM

NR. DOCUMENT	DATA DOC	DATA PLATII	Nr. referinta bancu/trecerere	SPITAL CLINIC PNEUMO CLUJ	ROZITREZZI65007XXX015694	COB PLATITOR/ BENEFICIAR	NUME PLATITOR/ BENEFICIAR	DEBIT	CREDIT	Cod Angeajament	Indicator Angeajament	Cod Program	NR. INTERN- EXPLICATI
Sold precedent	30.12.2019	30.12.2019	TZ216120569018	RO96TREZZI621F370100XXXX	4354540	SP CLINIC DE PNEUMOFIZIOLOGIE		.00	20,085.37				TZ216120569019-Donatii neutilizate an 2019
Rulaj zi								.00	3,923.05				
Total sume								.00	24,008.42				
Sold final								.00	24,008.42				

Intocnit si Verificat,



SPITALUL CLINIC DE  
PNEUMFTIZIOLOGIE LEON  
DANIELOO CLUJ-NAPOCA  
BP HASDEU 6 FN FN FN FN  
FN CLUJ-NAPOCA FN CLUJ RO

Client: 0W53584  
CUI:4354540

**Informatii noi pentru clientii BT**

Comisiunile aplicate tranzactiilor interbancare includ comisiunile percepute de TRANSFOND/BNR, astfel: incasare instrumente de debit prin compensare pe suport electronic, comision TRANSFOND 0,88 lei/incasare; instrumente de debit refuzate la plata, comision TRANSFOND 0,55 lei/refuz; plati cu ordin de plata pana la 49999,99lei, comision TRANSFOND 0,51 lei/plata normala si 0,45 lei/plata instant; plati cu ordin de plata >= 50000 lei sau in regim de urgenta, comision BNR 6 lei/plata; comision TRANSFOND 0.45 lei/incasare instant.

In cazul pachetului Nelimitat in Reteaua BT, comisiunile Transfond/BNR sunt excluse si se percep individual, dupa fiecare operatiune in parte.

Banca Transilvania a modificat CGA ale BT aplicabile PJ, document care guverneaza relatia de afaceri dintre Banca si Clientii persoane juridice. Data de intrare in vigoare a documentului este 13.12.2019.

Documentele se pot consulta pe pagina web a Bancii Transilvania sau la cerere in orice unitate a bancii.

Fondurile pe care le aveti la Banca Transilvania - sume de pana la 100.000 euro, echivalent in lei - sunt garantate de Fondul de Garantare a Depozitelor Bancare. Mai multe informatii despre garantare si legea aferenta (Nr. 311/2015): [www.bancatransilvania.ro/garantarea-depozitelor](http://www.bancatransilvania.ro/garantarea-depozitelor).

EXTRAS CONT		Numarul: 12	din 02/12/2019 - 31/12/2019	
CONT P13RONSALA0W5358401		Valuta	Cont operare salarii	
Extras numarul 12		RON	Cod IBAN: RO91BTRL01301602W53584XX	
Data	Descriere		Debit	Credit
	<b>SOLD ANTERIOR</b>			0.00
13/12/2019	Incasare OP C.I.F.:4354540;/ROC/NORMA HRANA LUNA NOIEMBRIE 2019 ART 10 01 17;/RFB/796SP CLINIC PNEUMFTIZIOLOGIE;RO46TREZ24F660601100117X;TREZROBU REF. 000ITMV193470036			56,931.00
	Incasare OP C.I.F.:4354540;/ROC/NORMA HRANA LUNA NOIEMBRIE2019 ART 10 01 17;SP CLINIC PNEUMFTIZIOLOGIE;RO46TREZ24F660601100117X;TREZROBU REF. 000ITRZ19347B785			8,591.00
	Incasare OP C.I.F.:4354540;/ROC/SALARII LUNA NOIEMBRIE 2019ART 10 01 30;SP CLINIC PNEUMFTIZIOLOGIE;RO60TREZ24F660601100130X;TREZROBU REF. 000ITRZ19347C5M3			7,451.00
	Incasare OP C.I.F.:4354540;/ROC/SALARII LUNA NOIEMBRIE 2019 ART10 01 01;/RFB/739SP CLINIC PNEUMFTIZIOLOGIE;RO81TREZ24F660601100101X;TREZROBU REF. 000ITMV193473074			188,149.00
	Incasare OP C.I.F.:4354540;/ROC/SALARII LUNA NOIEMBRIE 2019 ART 10 01 05;/RFB/794SP CLINIC PNEUMFTIZIOLOGIE;RO48TREZ24F660601100105X;TREZROBU REF. 000ITMV193473446			310,409.00
	Incasare OP C.I.F.:4354540;/ROC/SALARII LUNA NOIEMBRIE 2019 ART10 01 01;/RFB/793SP CLINIC PNEUMFTIZIOLOGIE;RO81TREZ24F660601100101X;TREZROBU REF. 000ITMV193473455			504,984.00
	Procesare borderou Plata borderou REF. P13x003193470231		1,076,515.00	
13/12/2019	<b>RULAJ ZI</b>		1,076,515.00	1,076,515.00
	<b>SOLD FINAL ZI</b>			0.00
31/12/2019	<b>RULAJ TOTAL CONT</b>		1,076,515.00	1,076,515.00
	<b>SOLD FINAL CONT</b>			0.00

<b>TOTAL DISPONIBIL</b>	
din care	<b>0.00</b>
<b>Fonduri proprii</b>	<b>0.00</b>
<b>Credit neutilizat</b>	<b>0.00</b>

Acest extras de cont este valabil fara semnatura si stampila, putand fi obtinut  
24/7 si din aplicatiile de internet (BT24) si mobile banking (mBT24)

SPITALUL CLINIC DE  
 PNEUMOFTIZIOLOGIE LEON  
 DANIELOO CLUJ-NAPOCA  
 BP HASDEU 6 FN FN FN FN  
 FN CLUJ-NAPOCA FN CLUJ RO

Client: 0W53584  
 CUI:4354540

**Informatii noi pentru clientii BT**

Comisiunile aplicate tranzactiilor interbancare includ comisiunile percepute de TRANSFOND/BNR, astfel: incasare instrumente de debit prin compensare pe suport electronic, comision TRANSFOND 0,88 lei/incasare; instrumente de debit refuzate la plata, comision TRANSFOND 0,55 lei/refuz; plati cu ordin de plata pana la 49999,99lei, comision TRANSFOND 0,51 lei/plata normala si 0,45 lei/plata instant; plati cu ordin de plata >= 50000 lei sau in regim de urgenta, comision BNR 6 lei/plata; comision TRANSFOND 0.45 lei/incasare instant.

In cazul pachetului Nelimitat in Reteaua BT, comisiunile Transfond/BNR sunt excluse si se percep individual, dupa fiecare operatiune in parte.

Banca Transilvania a modificat CGA ale BT aplicabile PJ, document care guverneaza relatia de afaceri dintre Banca si Clientii persoane juridice. Data de intrare in vigoare a documentului este 13.12.2019.

Documentele se pot consulta pe pagina web a Bancii Transilvania sau la cerere in orice unitate a bancii.

Fondurile pe care le aveti la Banca Transilvania - sume de pana la 100.000 euro, echivalent in lei - sunt garantate de Fondul de Garantare a Depozitelor Bancare. Mai multe informatii despre garantare si legea aferenta (Nr. 311/2015): [www.bancatransilvania.ro/garantarea-depozitelor](http://www.bancatransilvania.ro/garantarea-depozitelor).

EXTRAS CONT		Numarul: 12	din 02/12/2019 - 31/12/2019	
CONT P13EURCRT00W5358401		Valuta	Cont de disponibil	
Extras numarul 12		EUR	Cod IBAN: RO37BTRL01304202W53584XX	
Data	Descriere		Debit	Credit
	SOLD ANTERIOR			0.00
31/12/2019	RULAJ TOTAL CONT		0.00	0.00
	SOLD FINAL CONT			0.00
	TOTAL DISPONIBIL			0.00
	din care			
	Fonduri proprii			0.00
	Credit neutilizat			0.00

Acest extras de cont este valabil fara semnatura si stampila, putand fi obtinut 24/7 si din aplicatiile de internet (BT24) si mobile banking (mBT24)



SPITALUL CLINIC DE  
PNEUMOFTIZIOLOGIE LEON  
DANIELOO CLUJ-NAPOCA  
BP HASDEU 6 FN FN FN FN  
FN CLUJ-NAPOCA FN CLUJ RO

**Informatii noi pentru clientii BT**

Comisiunile aplicate tranzactiilor interbancare includ comisiunile percepute de TRANSFOND/BNR, astfel: incasare instrumente de debit prin compensare pe suport electronic, comision TRANSFOND 0,88 lei/incasare; instrumente de debit refuzate la plata, comision TRANSFOND 0,55 lei/refuz; plati cu ordin de plata pana la 49999,99lei, comision TRANSFOND 0,51 lei/plata normala si 0,45 lei/plata instant; plati cu ordin de plata >= 50000 lei sau in regim de urgenta, comision BNR 6 lei/plata; comision TRANSFOND 0.45 lei/incasare instant.

In cazul pachetului Nelimitat in Reteaua BT, comisiunile Transfond/BNR sunt excluse si se percep individual, dupa fiecare operatiune in parte.


Banca Transilvania a modificat CGA ale BT aplicabile PJ, document care guverneaza relatia de afaceri dintre Banca si Clientii persoane juridice. Data de intrare in vigoare a documentului este 13.12.2019.

Documentele se pot consulta pe pagina web a Bancii Transilvania sau la cerere in orice unitate a bancii.

Fondurile pe care le aveti la Banca Transilvania - sume de pana la 100.000 euro, echivalent in lei - sunt garantate de Fondul de Garantare a Depozitelor Bancare. Mai multe informatii despre garantare si legea aferenta (Nr. 311/2015): [www.bancatransilvania.ro/garantarea-depozitelor](http://www.bancatransilvania.ro/garantarea-depozitelor).

EXTRAS CONT		Numarul: 12	din 02/12/2019 - 31/12/2019	
CONT P13RONCRT00W5358401		Valuta	Cont de disponibil	
Extras numarul 12		RON	Cod IBAN: RO62BTRL01301202W53584XX	
Data	Descriere		Debit	Credit
	SOLD ANTERIOR			0.00
31/12/2019	RULAJ TOTAL CONT			
	SOLD FINAL CONT		0.00	0.00
	TOTAL DISPONIBIL			0.00
	din care			
	Fonduri proprii			0.00
	Credit neutilizat			0.00

Acest extras de cont este valabil fara semnatura si stampila, putand fi obtinut 24/7 si din aplicatiile de internet (BT24) si mobile banking (mBT24)




SITUATIA CENTRALIZATOARE A CONTURILOR GESTIONARI LA DATA DE 31-12-2019

Titular:

2661063 SPITALUL CLINIC DE PNEUMOFIZIOLOGIE LEON DANIELLO

Org_id	Unitate	Cont	Data desch	Dobanda ir	Dobanda p Sold	Client	Calitate	Nume	Prenume	IBAN
Valuta ROL unitatea CLUJ CLUJ-NAPOCA										
141	CLUJ CLUJ-I	25335.A01	17-IUL-01	0.46	0.41	5294	2665501	GESTIONAF Nuna	Mihaela	RO05RNCB0106026610630010
141	CLUJ CLUJ-I	25335.A01	24-Feb-05	0.27	0.24	3167.52	2683714	GESTIONAF Hodrea	Valeria	RO48RNCB0106026610630012
141	CLUJ CLUJ-I	25335.A01	24-Feb-05	0.27	0.24	3090.88	2683357	GESTIONAF Farcas	Elisabeta	RO21RNCB0106026610630013
141	CLUJ CLUJ-I	25335.A01	25-Feb-09	0.49	0.44	5684.02	10792678	GESTIONAF Buze	Adriana Nir	RO10RNCB0106026610630017
141	CLUJ CLUJ-I	25335.A01	26-Feb-09	0.51	0.46	5968.59	8793107	GESTIONAF Fornu	Eniko	RO80RNCB0106026610630018
141	CLUJ CLUJ-I	25335.A01	26-Feb-09	0.49	0.44	5683.97	10792681	GESTIONAF Sipos	Mariana	RO53RNCB0106026610630019
141	CLUJ CLUJ-I	25335.A01	26-Feb-09	0.47	0.42	5426.18	8725680	GESTIONAF Useri	Maria	RO26RNCB0106026610630020
141	CLUJ CLUJ-I	25335.A01	26-Feb-09	0.42	0.38	4869.97	1323988	GESTIONAF Lupea	Camelia Ali	RO96RNCB0106026610630021
141	CLUJ CLUJ-I	25335.A01	26-Feb-09	0.51	0.46	5968.57	2683241	GESTIONAF Pestean	Melania Elk	RO69RNCB0106026610630022
141	CLUJ CLUJ-I	25335.A01	19-Aug-13	0.14	0.13	1620.3	11505631	GESTIONAF Corchis	Daniela Ma	RO15RNCB0106026610630024
141	CLUJ CLUJ-I	25335.A01	19-Aug-13	0.27	0.24	3087.49	13547069	GESTIONAF Bordea	Traian	RO85RNCB0106026610630025
141	CLUJ CLUJ-I	25335.A01	25-Apr-14	1.39	1.25	16148.84	2627210	GESTIONAF Precup	Dorel	RO58RNCB0106026610630026
141	CLUJ CLUJ-I	25335.A01	5-Feb-15	0.46	0.41	5368.04	10232014	GESTIONAF Minecan	Claudia Sir	RO31RNCB0106026610630027
141	CLUJ CLUJ-I	25335.A01	5-Feb-15	0.72	0.65	8323.16	14457278	GESTIONAF Portik	Lucia Valer	RO04RNCB0106026610630028
141	CLUJ CLUJ-I	25335.A01	08-IUL-19	0.54	0.49	6220.75	5212172	GESTIONAF Luca	Diana Mari	RO47RNCB0106026610630030
141	CLUJ CLUJ-I	25335.A01	17-IUL-01	0.49	0.44	5683.98	2665500	GESTIONAF Zegrean	Crina Floric	RO32RNCB0106026610630009
Total valuta ROL unitatea CLUJ CLUJ-NAPOCA				7.9	7.11	91606.26				
Total valuta ROL				7.9	7.11	91606.26				





SP CLINIC DE PNEUMOFIZIOLOGIE LEON DANIELLO -

Utilizator: Soporan Dorina

Perioada: 01.12.2019 - 31.12.2019

Tip note: Note contabile

Stare note: Valide si Nevalide

FISA DE CONT

Perioada: 01.12.2019 31.12.2019

Data tiparii: 13.01.2020

- Lei noi -

550.01.02.01 GARANTII MATERIALE

DATA	Document		Rulaje		SOLD	Cont. Corespondent	Articol Buzefar	EXPLICATII	Nota
	1	2	Debit	Credit					
	SUME	PRECED.	110,285.50	18,758.65	91,526.85				
02.12.2019			79.41	0.00	91,606.26	10.01.01	dobinda aferenta an 2019		1291

Credit SOLD

0.00 D 91,606.26

18,758.65

Debit

79.41

110,364.91

Total rulaje perioada

Total rulaje cumulate



**SP CLINIC DE PNEUMOFIZIOLOGIE LEON DANIELLO -**  
 Utilizator: Soporan Dorina )

**FISA DE CONT**

Validate si Nevalidate

Perioada: 01.12.2019 - 31.12.2019

Stare note:

Tip note: Note contabile

- Lei noi -

**428.01.01.1 GARANTII MATERIALE**

DATA	Document		Rulaje		SOLD	Cont Correspondent	Articol Bugetar	EXPLICATII	Nota
	1	2	Debit	Credit					
	SUME	PRECED.	18,758.65	110,285.50	C				
02.12.2019			0.00	79.41	C	10.01.01	dobinda aferenta an 2019		1291

**Credit SOLD**  
 79.41  
 C 91,606.26  
**110,364.91**

**Debit**  
 0.00  
 18,758.65

Total rulaje perioada  
 Total rulaje cumulate



4354540 Spitalul Clinic de Pneumoftiziologie

DISPONIBIL DIN MIJLOACE CU DESTINATIE SPECIALA

la data de 31.12.2019

Cod 05

-lei-


Denumirea indicatorilor	Nr. rand	Disponibil la inceputul anului	Incasari	Plati	Disponibil la sfarsitul perioadei
	<b>A</b>	<b>1</b>	<b>2</b>	<b>3</b>	<b>4=1+2-3</b>
TOTAL (rd.02 la 15) din care:	01	102,491	7,874	18,759	91,606
-Garantii materiale retinute gestionarilor conform Legii nr.22/1969 (ct. 5500101, ct. 5500102/analitice distincte)	03	102,491	7,874	18,759	91,606

Manager

Dr. Muresan Vasile

Director Financiar Contabil

Ec.Silasi Anca Elena





**CONTUL DE EXECUTIE  
A BUGETULUI INSTITUTIILOR PUBLICE SI ACTIVITATILOR FINANTATE INTEGRAL SAU PARTIAL DIN VENITURI PROPRII (DE SUBORDONARE LOCALA) -CHELTUIELI**


la data de **31.12.2019**

Cod 21	Denumirea indicatorilor *)	Cod indicator	Credite de angajament	Credite bugetare		Angajamente bugetare	Angajamente legale	Plati efectuate	Angajamente legale de platit	Cheltuieli efective
				anuale aprobate la finele perioadei de raportare	trimestriale cumulate					
	<b>A</b>	<b>B</b>	<b>1</b>	<b>2</b>	<b>3</b>	<b>4</b>	<b>5</b>	<b>6</b>	<b>7=5-6</b>	<b>8</b>
	TOTAL CHELTUIELI - SECTIUNEA DE FUNCTIONARE + SECTIUNEA DE DEZVOLTARE (cod 50.10+59.10+63.10+70.10+74.10+79.10)	4910		65,682,480	68,452,480	63,252,601	63,252,601	63,243,078	9,523	60,048,700
	Partea III-a CHELTUIELI SOCIAL-CULTURALE (cod 65.10+66.10+67.10+68.10)	6310		65,682,480	68,452,480	63,252,601	63,252,601	63,243,078	9,523	60,048,700
	Sanatate (66.10.06+66.10.08+66.10.50)	6610		65,682,480	68,452,480	63,252,601	63,252,601	63,243,078	9,523	60,048,700
	Servicii medicale in unitati sanitare cu paturi (cod 66.10.06.01+66.10.06.03)	661006		65,682,480	68,452,480	63,252,601	63,252,601	63,243,078	9,523	60,048,700
	Spitale generale	66100601		65,682,480	68,452,480	63,252,601	63,252,601	63,243,078	9,523	60,048,700
	CHELTUIELILE SECTIUNII DE FUNCTIONARE (cod 50.10+59.10+63.10+70.10+74.10+79.10)	4910		65,682,480	68,452,480	63,252,601	63,252,601	63,243,078	9,523	60,048,700
	Partea III-a CHELTUIELI SOCIAL-CULTURALE (cod 65.10+66.10+67.10+68.10)	6310		65,682,480	68,452,480	63,252,601	63,252,601	63,243,078	9,523	60,048,700
	Sanatate (66.10.06+66.10.08+66.10.50)	6610		65,682,480	68,452,480	63,252,601	63,252,601	63,243,078	9,523	60,048,700
	Servicii medicale in unitati cu paturi (cod 66.10.06.01+66.10.06.03)	661006		65,682,480	68,452,480	63,252,601	63,252,601	63,243,078	9,523	60,048,700
	Spitale generale	66100601		65,682,480	68,452,480	63,252,601	63,252,601	63,243,078	9,523	60,048,700

Nota: Se detaliaza pe structura clasificatiei economice (Anexa 7)

Manager

Dr. Muresan Vasile



Director Financiar Contabil

Ec.Silasi Anca Elena

Cod 51

PLATI RESTANTE

I.

la data de 31.12.2019

DENUMIREA INDICATORILOR	Nr. rand	Sold la inceputul anului	Sold la finele perioadei	
			TOTAL	Din care: afere sumelor angajate cu prevederi bugetare
A	B	1	2	3
PLATI RESTANTE-TOTAL (rd. 150+300),din care:	01			
-sub 30 de zile (rd. 151+301)	02			
-peste 30 de zile (rd. 152+302)	03			
-peste 90 de zile (rd. 153+303)	04			
-peste 120 zile (rd.154+304)	05			
-peste 1 an rd. 155+305)	06			
PLATI RESTANTE-TOTAL SECTIUNEA DE FUNCTIONARE (rd.160+170+240+250+270+280+290), din care:	150			
-sub 30 de zile (rd.161+171+241+251+271+281+291)	151			
-peste 30 de zile (rd.162+172+242+252+272+282+292)	152			
-peste 90 de zile (rd. 163+173+243+253+273+283+293)	153			
-peste 120 zile (rd. 165+174+245+257+274+284+294)	154			
-peste 1 an ( rd. 166+175+246+258+275+285+295)	155			
Plati restante catre furnizori, creditori din operatii comerciale (ct.4010100, ct.4030100, ct.4620101, ct.4620109) (rd.161+162+163+165+166) din care:	160			
-sub 30 de zile	161			
-peste 30 de zile	162			
-peste 90 de zile din care:	163			
(ct.4620101,ct.4620109)	164			
-peste 120 zile	165			
-peste 1 an	166			
Plati restante fata de bugetul general consolidat (rd.171+172+173+174+175) (ct.4310100,ct.4310200, ct.4310300,ct.4310400,ct.4310500, ct.4310700,ct.4370100,ct.4370200,ct.4370300,ct.4420300, ct.4440000, ct.4460000,ct.4480100 ) din care:	170			
-sub 30 de zile	171			
-peste 30 de zile	172			
-peste 90 de zile	173			
-peste 120 zile	174			
-peste 1 an	175			
Plati restante fata de salariatii (drepturi salariale), (ct.4210000, ct.4230000, ct.4260000, ct.4270100, ct.4270300, ct.4280101) (rd.241+242+243+245+246) din care:	240			
-sub 30 de zile	241			
-peste 30 de zile	242			
-peste 90 de zile	243			
-din care ct.(4270100+4270300)	244			
-peste 120 zile	245			
-peste 1 an	246			
Plati restante fata de alte categorii de persoane, (ct.4270300, ct.4290000, ct.4380000 ) (rd.251+252+253+257+258) din care:	250			
-sub 30 de zile :	251			
-peste 30 de zile :	252			
-peste 90 de zile din care:( rd.254+255+256)	253			
ct.(4270300)	254			
ct.(4290000)	255			
ct.(4380000)	256			
-peste 120 zile	257			
-peste 1 an	258			
mprumuturi nerambursate la scadenta, (ct.1610100, ct.1620100, ct.1630100, ct.1650100,	270			

A	B	1	2	3
ct.1670101, ct.1670102, ct.1670103, ct.1670108, ct.1670109, ct.1690100, ct.5190101, ct.5190102, ct.5190105, ct.5190106, ct.5190107, ct.5190108, ct.5190109, ct.5190110, ct.5190180, ct.5190190) (rd.271+272+273+274+275) din care:				
-sub 30 de zile	271			
-peste 30 de zile	272			
-peste 90 de zile	273			
-peste 120 zile	274			
-peste 1 an	275			
Dobânzi restante, din care: (aferente celor de la rd.270), (ct.1680100, ct.1680200, ct.1680300, ct.1680500, ct.1680701, ct.1680702, ct.1680703, ct.1680708, ct.1680709, ct.5180605, ct.5180606, ct.5180608, ct.5180609, ct.5180800) (rd.281+282+283+284+285) din care:	280			
-sub 30 de zile	281			
-peste 30 de zile	282			
-peste 90 de zile	283			
-peste 120 zile	284			
-peste 1 an	285			
Creditori bugetari (ct.4620109, ct.4670200) ( rd.291+292+293+294+295), din care:	290			
-sub 30 de zile	291			
-peste 30 de zile	292			
-peste 90 de zile	293			
-peste 120 zile	294			
-peste 1 an	295			
PLATI RESTANTE-TOTAL SECTIUNEA DEZVOLTARE (rd.310+320+330) din care:	300			
-sub 30 de zile (rd. 311+321+331)	301			
-peste 30 de zile (rd. 312+322+332)	302			
-peste 90 de zile (rd. 313+323+333)	303			
-peste 120 zile (rd. 315+324+334)	304			
-peste 1 an ( rd. 316+325+335)	305			
Plati restante catre furnizori, creditori din operatii comerciale (ct.4040100, ct.4050100, ct.4620101, ct.4620103, ct.4620109) (rd.311+312+313+315+316) din care:	310			
-sub 30 de zile	311			
-peste 30 de zile	312			
-peste 90 de zile din care:	313			
(ct.4620101, ct.4620103, ct.4620109)	314			
-peste 120 zile	315			
-peste 1 an	316			
Imprumuturi nerambursate la scadenta, (ct.1610100, ct.1620100, ct.1630100, ct.1650100, ct.1670101, ct.1670102, ct.1670103, ct.1670108, ct.1670109, ct.1690100, ct.5190101, ct.5190102, ct.5190105, ct.5190103, ct.5190107, ct.5190108, ct.5190110, ct.5190180, ct.5190190) (rd.321+322+323+324+325) din care:	320			
-sub 30 de zile	321			
-peste 30 de zile	322			
-peste 90 de zile	323			
-peste 120 zile	324			
-peste 1 an	325			
Dobânzi restante, din care: (aferente celor de la rd.320), (ct.1680100, ct.1680200, ct.1680300, ct.1680500, ct.1680701, ct.1680702, ct.1680703, ct.1680708, ct.1680709, ct.5180605, ct.5180606, ct.5180608, ct.5180609, ct.5180800) (rd. 331+332+333+334+335) din care:	330			
-sub 30 de zile	331			
-peste 30 de zile	332			
-peste 90 de zile	333			
-peste 120 zile	334			
-peste 1 an	335			

\*) Se completeaza cu urmatoarele coduri:

- 40 - pentru total plati restante;
- 41 - pentru plati restante din bugetul de stat;
- 42 - pentru plati restante din bugetele locale;
- 43 - pentru plati restante din bugetul asigurarilor sociale de stat;
- 44 - pentru plati restante din bugetul asigurarilor pentru somaj;
- 45 - pentru plati restante din bugetul Fondului national unic de asigurari sociale de sanatate;
- 46 - pentru plati restante din credite externe;
- 47 - pentru plati restante din credite interne;
- 48 - pentru plati restante din fonduri externe nerambursabile;
- 51 - pentru plati restante ale institutiilor publice finantate integral din venituri proprii;
- 53 - pentru plati restante ale institutiilor publice finantate ipartial din venituri proprii;
- 54 - pentru plati restante ale iactivitatilor finantate integral din venituri proprii;

**Manager**

**Dr. Muresan Vasile**



**Director Financiar Contabil**

**Ec. Silasi Anca Elena**



## II.

## Sinteza platilor restante si arieratelor la data de 31.12.2019

Nr. rd.	Explicatie	Plati restante		Plati restante aferente pro-gramelor nationale		Plati restante aferente fondurilor externe nerambursabile postaderare ****)		Plati restante aferente fondurilor externe nerambursabile preaderare (sursa08)	
		total **)	din care: arierate ***)	total	din care: arierate	total	din care: arierate	total	din care: arierate
0		1	1.1	2	2.1	3	3.1	4	4.1
1	sold la finele lunii precedente								
2	sold la finele perioadei								
3	% diminuare arierate luna raportare **)(rd3=1-rd2/rd1)								

\*) Se completeaza cu urmatoarele coduri:

40 - pentru total plati restante;

42 - pentru plati restante din bugetele locale (sectiune functionare, sectiune dezvoltare);

46 - pentru plati restante din credite externe (sectiune dezvoltare);

47 - pentru plati restante din credite interne (sectiune dezvoltare);

48 - pentru plati restante din fonduri externe nerambursabile;

51 - pentru plati restante ale institutiilor publice finantate integral din venituri proprii (sectiune functionare, sectiune dezvoltare);

53 - pentru plati restante ale institutiilor publice finantate partial din venituri proprii (sectiune functionare, sectiune dezvoltare);

54- pentru plati restante ale activitatilor finantate integral din venituri proprii

\*\*) Sumele vor corespunde cu rd. 1 din Anexa 30b.

\*\*\*) Sumele vor corespunde cu rd. 4+5+6 din Anexa 30b.

\*\*\*\*) Rd.3 se completeaza numai la cod 51. Pentru indeplinirea conditiei prevazute la art.49 alin.(13^8) din Legea nr.273/2006 privind

finantele publice, cu modificarile si completarile ulterioare, procentul calculat la rd.3 coloana 1.1 trebuie sa fie mai mare de 3%.


\*\*\*\*\*) Se vor cuprinde platile restante care se suporta din bugetul local sau din bugetele institutiilor publice

finantate integral sau partial din venituri proprii de subordonare locala, de la titlul de cheltuieli bugetare 56

Proiecte cu finantare din fonduri externe nerambursabile (FEN) postaderare, cu exceptia celor de la sursa 08.

Manager

Dr. Muresan Vasile



Director Financiar Contabil

Ec.Silasi Anca Elena



## SITUATIA MODIFICARILOR IN STRUCTURA ACTIVELOR NETE/CAPITALURILOR

la data de 31.12.2019

Cod 25

-lei-

Denumirea indicatorilor	Cod rand	Sold la inceputul anului	Cresteri	Reduceri	Sold la sfarsitul anului
A	B	1	2	3	4
Fondul activelor fixe necorporate (Ct. 1000000)	01				
Fondul bunurilor care alcatuiesc domeniul public al statului (Ct. 1010000)	02				
Fondul bunurilor care alcatuiesc domeniul privat al statului (Ct. 1020101)	03				
Fondul bunurilor care alcatuiesc proprietatea privata a institutiei publice (Ct. 1020102)	03.1				
Fondul bunurilor care alcatuiesc domeniul public al unitatilor administrativ teritoriale (Ct.1030000)	04	39,479,737	873,249		40,352,986
Fondul bunurilor care alcatuiesc domeniul privat al unitatilor administrativ teritoriale (Ct.1040101)	05				
Fondul bunurilor care alcatuiesc proprietatea privata o institutiei publice din administratia locala (Ct.1040102)	05.1				
Rezerve din reevaluare (Ct.1050100+1050200+1050300+1050400)	06	289,304			289,304
Diferente din reevaluare si diferente de curs aferente dobinzilor incasate (SAPARD) (Ct.1060000)	07				
Fondul de rulumnt (Ct.131)	08				
Fondul de rezerva al bugetului asigurarilor sociale de stat (Ct.1320000)	09				
Fondul de rezerva constituit conform Legii nr.99/2006 (Ct.1330000)	10				
Fondul de amortizare aferent activelor fixe detinute de serviciile publice de interes local (Ct.134)	11				
Fondul de risc (Ct.135)	12				
Fondul depozitelor speciale constituite pentru constructii de locuinte (Ct.136)	13				
Taxe speciale (Ct.137)	14				
Fondul de dezvoltare a spitaleului (Ct.1390100)	15				
Alte fonduri (constituite inafara bugetului local) (Ct.1392+1393+1394+1396+1399)	16				
Rezultatul reportat ( Ct.1170000- sold creditor )	17	8,847,033	52,803,478	53,605,772	8,044,739
Rezultatul reportat ( Ct.1170000- sold debitor )	18				
Rezultatul patrimonial al exercitiului (Ct.1210000 - sold creditor )	19		10,285,993		9,932,399
Rezultatul patrimonial al exercitiului (Ct.1210000 - sold debitor )	20	353,594			
Total capitaluri proprii (rd 01 la 17-rd.18+rd.19-rd.20 )	21	48,262,480	63,962,720	53,605,772	58,619,428

Manager

Dr. Mureşan Vasile



A handwritten signature in black ink, appearing to be "E. Silasi".

Ec. Silasi Anca Elena

Director Financiar Contabil

## SITUATIA ACTIVELOR FIXE AMORTIZABILE

cod 26

la data de 31.12.2019

- lei -

Denumirea activelor fixe	Nr. rand	Existent 31.12.2015		Sold la inceputul anului	Cresteri					alte cal	
		1	2		3	Total din care	5	6	7		8
A		4=5+6+7+8+9								9	
ACTIVE FIXE NECORPORALE	B										
01											
Cheltuieli de dezvoltare (ct. 2030000)	02										
Concesiuni, brevete, licente, marci comerciale, drepturi si active similare (ct. 2050000)	03										
Alte active fixe necorporale (ct. 2080100+2080200)	04			161732	148425			148425			
TOTAL (rd. 02+03+04)	05			161732	148425			148425			
ACTIVE FIXE CORPORALE	06										
Amenajari la terenuri (ct. 2110200)	07										
Construcții (ct. 2120000) din care:	08			21196965							
- drumuri publice, exclusiv poduri, podete, pasarele si viaducte si tunele	09										
- drumuri industriale agricole	10										
- infrastructura pentru transport feroviar, exclusiv poduri, podete, pasarele si viaducte si tunele	11										
- poduri, podete, pasarele si viaducte pentru transporturi feroviare si rutiere; viaducte	12										
- tunele	13										
- piste pentru aeroporturi si platforme de stationare pentru avioane si autovehicule; constructii aeroportuare	14										
- canale pentru navigatie	15										
- alte active fixe încadrate în grupa constructii	16			21196965							
Instalatii tehnice, mijloace de transport, animale si plante (ct. 2130100+2130200+2130300+2130400)	17			8470527	3075780			3075780			
Mobilier, aparatura birotica, echipamente de protectie a valorilor umane si materiale si alte active fixe corporale (ct. 2140000)	18			630611	632755			632755			
TOTAL (rd. 07 +08 +17 + 18)	19			30298103	3708535			3708535			
TOTAL ACTIVE FIXE (rd. 05+ 19)	20			30459835	3856960			3856960			

**Director Financiar Contabil**

**Ec. Silasi Anca Elena**



**Manager**

**Dr. Muresan Vasile**





Nr. rând	Denumirea activelor fixe	Reduceri										Ajustari de valoare(amortizari si ajustari pentru depreciere)				Valoare contabila neta, din care:										
		Total din care		diferente din reevaluare		eliminare amortizare		dezmembrari si casari		transferuri cu titlu gratuit		vanzari		ale		Sold la sf. anului	Sold la sf. anului	Cresteri	Reduceri	Sold la sf. anului	Domeniu privat al statului	Domeniu privat al UAT	Proprietate privata a insit.pub			
		10=11+12+13+14+15+16	11	12	13	14	15	16	17=3+4-10	18	19	20	21=18+19-20	22=17-21-23-24	23=17									24=17-21-22-23		
A																										
B																										
17	Instalatii tehnice, mijloace de transport, animale si plantatii (ct.2130100+2130200+2130300+2130400)	5737	11		12		13	5737	14	15	16	17=3+4-10	18	19	20	21=18+19-20	22=17-21-23-24	23=17	24=17-21-22-23							
18	Mobilier, aparatura birou, echipamente de protectie a valorilor umane si materiale si alte active fixe corporale (ct.2140000)																									
19	TOTAL (rd. 07 +08 +17 + 18)	-867512					5737						34874150	1456935	5737	26855523										8018627
20	TOTAL ACTIVE FIXE (rd. 05+ 19)	-867512					5737						35184307	1462082	5737	27022402										8161905

\*) Coloana 5 se completeaza cu cresterile de valoare din reevaluare evidentiata în conturile 105"Rezerve din reevaluare" si 7813"Venituri din ajustari privind deprecierea activelor fixe";

\*\*\*) Coloana 11 se completeaza cu reducerile de valoare din reevaluare evidentiata în conturile 105"Rezerve din reevaluare" si 6813"Cheltuieli operationale privind ajustari pentru deprecierea activelor fixe";

\*\*\*\*) Coloana 12 se completeaza cu valoarea amortizarii eliminata din valoarea activului fix în situatia în care reevaluarea se efectueaza de catre evaluatorii autorizati. Aceeasi valoare se completeaza si pe coloana 20 "Reduceri".

Manager

Dr. Muresan Vasile

Director Financiar Contabil

Ec.Silasi Anca Elena



## SITUATIA ACTIVELOR FIXE NEAMORTIZABILE

la data de 31.12.2019

- lei -

cod 29  
Cod 29

Nr. rând	Denumirea activelor fixe	Total din care	Reduceri					Sold la sfarsitul anului	Valoarea activelor fixe neamortizate						
			reevaluare	reintegrare	transferuri cu titlu gratuit	vanzari	alte cai		Fondul activelor fixe necorporale	Domeniu public al statului	Domeniu privat al statului	Domeniu privat al instit. publ din administr. locala	Domeniu public al UAT	Domeniu privat al UAT	Proprietatea privata a instit. publ din administr. locala
A	B	11=12+13+14+15+16	12	13	14	15	16	17=4+5-11	18	19	20	21	22	23	24
	ACTIVE FIXE NECORPORALE														
01	Inregistrari ale evenimentelor cultural-sportive(ct. 20600000)														
02	Active fixe necorporale in curs de executie(ct. 23300000)														
03	TOTAL (rd. 02 + 03)														
04	ACTIVE FIXE CORPORALE														
05	Amenajari la terenuri (ct.2110200)														
06	Terenuri (ct. 2110100)														
07	Construcii (ct.2120000) (rd.08 = de la rd.09 la rd.16) din care:														
08	- drumuri public, exclusiv poduri, podete, pasarele si viaducte si tunele														
09	- drumuri industriale si agricole														
10	- infrastructura pentru transport feroviar, exclusiv poduri, podete, pasarele si viaducte si tunele														
11	- poduri, podete, pasarele si viaducte pentru transporturi feroviare si rutiere, viaducte														
12	- tunele														
13	- piste pentru aeroporturi si platforme de stationare pentru avioane si autovehicule; constructii aeroportuare														
14	- canale pentru navigatie														
15	- alte active fixe încadrate în grupa constructii														
16															

Denumirea activelor fixe	Nr. rând	Reduceri						Sold la sfârșitul anului 17=4+5-11 17=18+19-20+21+22+23+24	Valoarea activelor fixe neamortizate				
		Total din care 11=12+13+14 +15+16	reevaluare	reintegrare si casari	transferuri cu titlu gratuit	vanzari	alte cal		Fondul activelor fixe necorporale ct.100.00.00ct.101.00.00ct.102.01.10ct.102.01.02ct.103.00.00ct.104.01.01ct.104.01.02	Domeniul public al statului	Domeniul privat al statului	Domeniul public al UAT	Domeniul privat al UAT
A	B	12	13	14	15	16	18	19	20	21	22	23	24
Instalatii tehnice, mijloaceport, animale si plantatii (ct. 2130100+2130200+2130300+213040 0)	17												
Mobilier, aparatura biroulca, echipamente de protectie a valorilor umane si materiale si alte active fixe corporale (ct.2140000)	18												
Active fixe corporale in curs de executie (ct. 2310000)	19	873249				873249							
Alte active nefinanciare (ct.2150000 )	20												
TOTAL (rd.06+ 07+ 08+17+18+19+20) col.4 la 17	21	873249				873249					40352986		
TOTAL ACTIVE FIXE (rd. 04+21) col.4 la 17	22	873249				873249					40352986		

Manager

Dr. Muresan Vasile

Director Financiar Contabil

Ec.Silasi Anca Elena



## SITUATIA ACTIVELOR FIXE NEAMORTIZABILE

la data de 31.12.2019

cod 28

- lei -

Denumirea activelor fixe	Nr. rand	Existent 31.12.2015			Sold la inceputul anului	Cresteri					Total din care:	alte cai
		UM	UM	UM		Total	diferente din reevaluare	achizitii	transferuri primite cu titlu gratuit	donatii, sponsorizari		
A	B	1	2	3	4	5=6+7+8+9+10	6	7	8	9	10	
ACTIVE FIXE NECORPORALE	01											
Inregistrari ale evenimentelor cultural-sportive(ct. 2060000)	02											
Active fixe necorporale in curs de executie(ct. 2330000)	03											
TOTAL (rd. 02 + 03)	04											
ACTIVE FIXE CORPORALE	05											
Amenajari la terenuri (ct.2110200)	06											
Terenuri (ct. 2110100)	07				18282772							
Construcii (ct.2120000) ) (rd.08 = de la rd.09 la rd.16) din care:	08				21196965	873249						873249
- drumuri publice, exclusiv poduri, podete, pasarele si viaducte si tunele	09											
- drumuri industriale si agricole	10											
- infrastructura pentru transport feroviar exclusiv, poduri, podete, pasarele si viaducte si tunele	11											
- poduri, podete, pasarele si viaducte pentru transporturi feroviare si rutiere; viaducte	12											
- tunele	13											
- piste pentru aeroporturi si platforme de stationare pentru avioane si autovehicule; constructii aeroportuare	14											
- canale pentru navigatie	15											
- alte active fixe incadrate in grupa constructii	16				21196965	873249						873249
Instalatii tehnice, mijloace de transport, animale si plantatii (ct. 2130100+2130200+2130300+2130400)	17											
Mobilier, aparatura birou, echipamente de protectie a valorilor umane si materiale si alte active fixe corporale (ct.2140000)	18											
Active fixe corporale in curs de executie (ct. 2310000)	19				862534	557539						557539
Alte active nefinanciare (ct.2150000)	20											



## SITUATIA FLUXURILOR DE TREZORERIE

la data de 31.12.2019

Cod 04

-lei-

Denumirea indicatorilor A	Cod rand B	Total 1	Casa in valuta 2	Alte disponibilitati 3
1. Incasari	02	7,874		7,874
2. Plati	03	18,759		18,759
3. Numerar net din activitatea operationala (rd. 02- rd.03)	04	-10,885		-10,885
IV. CRESTEREA (DESCRESTEREA) NETA DE NUMERAR SI ECHIVALENT DE NUMERAR (rd.04+rd.08+rd.12)	13	-10,885		-10,885
V. NUMERAR SI ECHIVALENT DE NUMERAR LA INCEPUTUL ANULUI	14	102,491		102,491
VI. NUMERAR SI ECHIVALENT DE NUMERAR LA FINELE PERIOADEI (rd.13+14 +15-16)	17	91,606		91,606

NOTA: Coloanale se completeaza astfel:

Col.1 TOTAL - (col.2+col.3+.....n)

Col.2 - ct. 5310402 "Casa in valuta"


Col.3 si urmatoarele - ct. de disponibilitati in lei si in valuta la unitati bancare: ( 5xxxxxx)


Manager

Director Financiar Contabil

Dr. Muresan Vasile

Ec.Silasi Anca Elena





## CONTUL DE EXECUTIE AL INSTITUTIILOR PUBLICE - CHELTUIELI

la data de 31.12.2019

Cod 21 Capitol 6610060105 Subcapitol

-lei-

DENUMIREA INDICATORILOR*)	Cod indicator	Credite de angajament	Credite bugetare		Angajamente bugetare	Angajamente legale	Plati efectuate	Angajamente legale de platit	Cheltuieli efective
			anuale aprobate la finele perioadei de raportare	trimestriale cumulate					
A	B	1	2	3	4	5	6	7=5-6	8
TOTAL CHELTUIELI(SECTIUNEA DE FUNCTIONARE+SECTIUNEA DE DEZVOLTARE)			65,682,480	68,452,480	63,252,601	63,252,601	63,243,078	9,523	60,048,700
SECTIUNEA DE FUNCTIONARE (cod 01+79+85)	F		61,117,370	61,757,370	58,838,102	58,838,102	58,828,579	9,523	58,586,617
CHELTUIELI CURENTE (10+20+30+40+50+51SF+55SF+57+59)	01F		61,117,370	61,757,370	58,838,102	58,838,102	58,828,579	9,523	58,586,617
TITLUL I CHELTUIELI DE PERSONAL (cod 10.01 la 10.03)	10		50,721,370	50,721,370	49,214,300	49,214,300	49,214,300		49,566,813
Cheltuieli salariale in bani ( cod 10.01.01+10.01.03 la 10.01.08 +10.01.10 la 10.01.16 +10.01.30)	1001		47,686,320	48,081,120	46,786,681	46,786,681	46,786,681		47,126,643
Salarii de baza	100101		31,750,660	32,885,460	31,862,628	31,862,628	31,862,628		32,192,670
Sporuri pentru conditii de munca	100105		10,040,000	10,210,000	10,113,469	10,113,469	10,113,469		10,234,462
Alte sporuri	100106		1,650,000	1,370,000	1,360,849	1,360,849	1,360,849		1,252,040
Ore suplimentare	100107		228,000	88,000	71,816	71,816	71,816		62,697
Fond aferent platii cu ora	100111		1,020,000	800,000	781,701	781,701	781,701		788,403
Indemnizatii de hrana	100117		1,658,660	1,568,660	1,508,604	1,508,604	1,508,604		1,520,334
Alte drepturi salariale in bani	100130		1,339,000	1,169,000	1,087,614	1,087,614	1,087,614		1,076,037
Cheltuieli salariale in natura ( cod 10.02.01 la 10.02.06+10.02.30)	1002		680,050	285,250	285,250	285,250	285,250		285,250
Tichete de vacanta	100206		680,050	285,250	285,250	285,250	285,250		285,250
Contributii (cod 10.03.01 la 10.03.06)	1003		2,355,000	2,355,000	2,142,369	2,142,369	2,142,369		2,194,920
Contributii de asigurari sociale de stat	100301		1,220,000	1,220,000	1,089,841	1,089,841	1,089,841		1,094,571
Contributia asiguratorie pentru munca	100307		1,135,000	1,135,000	1,052,528	1,052,528	1,052,528		1,060,349
TITLUL II BUNURI SI SERVICII (cod 20.01 la 20.06+20.09 la 20.16+20.18 la 20.25+20.27+20.30)	20		10,000,000	10,640,000	9,250,705	9,250,705	9,241,182	9,523	8,637,817


A	B	1	2	3	4	5	6	7=5-6	8
Bunuri si servicii (cod 20.01.01 la 20.01.09+20.01.30)	2001		4,464,250	4,537,250	3,819,707	3,819,707	3,811,353	8,354	3,770,456
Furnituri de birou	200101		125,250	75,250	62,551	62,551	62,551		74,031
Materiale pentru curatenie	200102		170,000	170,000	118,723	118,723	118,723		131,486
Incalziti, iluminati si forta motrica	200103		770,000	685,000	620,090	620,090	620,090		620,524
Apa, canal si salubritate	200104		180,000	190,000	156,930	156,930	156,930		156,930
Carburanti si lubrifianti	200105		35,000	25,000	22,526	22,526	22,526		23,849
Piese de schimb	200106		330,000	330,000	247,289	247,289	247,289		239,992
Transport	200107		54,000	44,000	25,927	25,927	25,927		25,759
Posta, telecomunicatii, radio, tv, internet	200108		80,000	65,000	61,056	61,056	61,056		61,244
Materiale si prestari de servicii cu caracter functional	200109		1,920,000	1,635,000	1,417,462	1,417,462	1,417,462		1,416,401
Alte bunuri si servicii pentru intretinere si functionare	200130		800,000	1,318,000	1,087,153	1,087,153	1,078,799	8,354	1,020,240
Reparatii curente	2002		340,000	465,000	373,306	373,306	373,306		373,261
Hrana (cod 20.03.01+20.03.02)	2003		580,000	600,000	539,447	539,447	538,754	693	529,981
Hrana pentru oameni	200301		580,000	600,000	539,447	539,447	538,754	693	529,981
Medicamente si materiale sanitare (cod 20.04.01 la 20.04.04)	2004		3,898,000	4,405,000	4,021,938	4,021,938	4,021,462	476	3,755,944
Medicamente	200401		1,768,000	1,600,000	1,520,613	1,520,613	1,520,613		1,652,256
Materiale sanitare	200402		680,000	920,000	740,805	740,805	740,805		695,432
Reactivi	200403		1,200,000	1,705,000	1,621,229	1,621,229	1,620,753	476	1,270,806
Dezinfectanti	200404		250,000	180,000	139,291	139,291	139,291		137,450
Bunuri de natura obiectelor de inventar (cod 20.05.01+20.05.03+20.05.30)	2005		380,000	410,000	331,774	331,774	331,774		54,405
Uniforme si echipament	200501			20,000	11,714	11,714	11,714		
Lenjerie si accesorii de pat	200503		60,000	70,000	69,965	69,965	69,965		9,137
Alte obiecte de inventar	200530		320,000	320,000	250,095	250,095	250,095		45,268
Deplasari, detasari, transferari (cod 20.06.01+20.06.02)	2006		33,750	18,750	4,626	4,626	4,626		4,626
Deplasari interne, detasari, transferari	200601		33,750	18,750	4,626	4,626	4,626		4,626
Materiale de laborator	2009		100,000	50,000	34,266	34,266	34,266		23,809
Carti, publicatii si materiale documentare	2011		14,000	4,000	1,832	1,832	1,832		1,832
Pregatire profesionala	2013		25,000	25,000	21,900	21,900	21,900		21,900
Protectia muncii	2014		72,000	62,000	56,998	56,998	56,998		57,414
Alte cheltuieli (cod 20.30.01 la 20.30.04+20.30.06+20.30.07+20.30.09+20.30.30)	2030		93,000	63,000	44,911	44,911	44,911		44,189
Reclama si publicitate	203001		20,000	20,000	6,709	6,709	6,709		6,709
Prime de asigurare non-viata	203003		13,000	13,000	9,121	9,121	9,121		9,121

A	B	1	2	3	4	5	6	7=5-6	8
Alte cheltuieli cu bunuri si servicii	203030		60,000	30,000	29,081	29,081	29,081		28,359
TITLUL XI ALTE CHELTUIELI (cod 59.01+59.02+59.08+59.11+59.12+59.15+59.17+59.20+59.22+59.25+59.30+59.35)	59		396,000	396,000	373,097	373,097	373,097		381,987
Suma aferente persoanelor cu handicap neincadrate	5940		396,000	396,000	373,097	373,097	373,097		381,987
SECTIUNEA DE DEZVOLTARE (cod 51+55+56+58+70+81+85)	D		4,565,110	6,695,110	4,414,499	4,414,499	4,414,499		1,462,083
CHELTUIELI DE CAPITAL ((cod 71+72+75)	70		4,565,110	6,695,110	4,414,499	4,414,499	4,414,499		1,462,083
TITLUL XIII ACTIVE NEFINANCIARE (cod 71.01 + 71.03)	71		4,565,110	6,695,110	4,414,499	4,414,499	4,414,499		1,462,083
Active fixe (cod 71.01.01 la 71.01.03+71.01.30)	7101		2,632,110	4,762,110	3,856,960	3,856,960	3,856,960		588,834
Masini, echipamente si mijloace de transport	710102		1,874,110	3,541,110	2,944,035	2,944,035	2,944,035		570,352
Mobilier, aparatura birou si alte active corporale	710103		758,000	1,023,000	764,500	764,500	764,500		13,334
Alte active fixe	710130			198,000	148,425	148,425	148,425		5,148
Reparatii capitale aferente activelor fixe	7103		1,933,000	1,933,000	557,539	557,539	557,539		873,249
A. CHELTUIELILE CURENTE (10+20+30+40+50+51+55+56+58+57+59)	01		61,117,370	61,757,370	58,838,102	58,838,102	58,828,579	9,523	58,586,617

\*) Se inscriu denumirea si simbolul capitolelor din bugetul aprobat detaliate pe titluri , articole, alineate, pe structura clasificatiei economice (bugetele locale, bugetul creditelor externe, bugetul creditelor interne, bugetul fondurilor externe nerambursabile - sursa D, institutii finantate integral sau parțial din venituri proprii/activitati finantate integral din veniturii proprii)

NOTA: Sumele inscrite in col. 6 "Plati efectuate" cu semnul minus la Titlul 85, art. 85.01 "Plati efectuate" din precedentii si recuperate in anul curent", se inscriu si pe col. 4 "Angajamente bugetare" si col. 5 "Angajamente legale" la aceiasi cod tot cu semnul minus . astfel incat in col. 7 "Angajamente legale de plati" sa nu fie raportate sume.

Manager  
Dr. Muresan Vasile



Director Financiar Contabil

Ec.Silasi Anca Elena



## CONTUL DE EXECUTIE

## A BUGETULUI INSTITUTIILOR PUBLICE SI ACTIVITATILOR FINANTATE INTEGRAL SAU PARTIAL DIN VENITURI PROPRII (DE SUBORDONARE LOCALA) -VENITURI

la data de 31.12.2019

Cod 20

Denumirea indicatorilor	Cod indicator	Prevederi bugetare		Drepturi constatate			Incasari realizate	Stingeri pe alte cal decat incasari	Drepturi constatate de incasat
		anuale aprobate la finele perioadei de raportare	trimestriale cumulate	Total, din care:	din anii precedenti	din anul curent			
A	B	1	2	3=4+5	4	5	6	7	8=3-6-7
TOTAL VENITURI (cod 00.02+00.15+00.16+00.17+45.10+48.10)	000110	63,644,760	66,414,760	70,300,970	1,651,507	68,649,463	63,152,323	7	7,148,647
I. VENITURI CURENTE (cod 00.03+00.12)	0002	43,767,960	44,407,960	49,467,599	1,651,507	47,816,092	42,318,952		7,148,647
A. VENITURI FISCALE (cod 00.10)	0003								
A.4. IMPOZITE SI TAXE PE BUNURI SI SERVICII (cod 15.10)	0010								
Taxe pe servicii specifice (cod 15.10.01+15.10.50)	1510								
Impozit pe spectacole	151001								
Alte taxe pe servicii specifice	151050								
C. VENITURI NEFISCALE ( cod 00.13+00.14)	2900	43,767,960	44,407,960	49,467,599	1,651,507	47,816,092	42,318,952		7,148,647
C1. VENITURI DIN PROPRIETATE (cod 30.10+31.10)	3000	4,000	4,000	2,380		2,380	2,380		
Venituri din proprietate (cod 30.10.05+30.10.09+30.10.50)	3010	4,000	4,000	2,380		2,380	2,380		
Venituri din concesiuni si inchirieri (cod 30.10.05.30)	301005	4,000	4,000	2,380		2,380	2,380		
Alte venituri din concesiuni si inchirieri de catre institutiile publice	30100530	4,000	4,000	2,380		2,380	2,380		
Venituri din dividende (cod 30.10.08.02+30.10.08.03)	301008								
Venituri din dividende de la alti platitori	30100802								
Dividende de la societatile si companiile nationale si societatile cu capital majoritar de stat	30100803								
Venituri din utilizarea pasunilor comunale	301009								
Alte venituri din proprietate	301050								
Venituri din dobanzi (cod 31.10.03)	3110								
Alte venituri din dobanzi	311003								
C2. VANZARI DE BUNURI SI SERVICII (cod 33.10+34.10+35.10+36.10+37.10)	3300	43,763,960	44,403,960	49,465,219	1,651,507	47,813,712	42,316,572		7,148,647
Venituri din prestari de servicii si alte activitati (cod 33.10.05+33.10.08+33.10.09+33.10.13+ 33.10.14+	3310	43,739,960	44,379,960	49,452,315	1,651,507	47,800,808	42,303,668		7,148,647



A	B	1	2	3=4+5	4	5	6	7	8=3-6-7
II.VENITURI DIN CAPITAL (cod 39.10)	0015	800	800	849	849	849	849		
Venituri din valorificarea unor bunuri (cod 39.10.01+39.10.50)	3910	800	800	849	849	849	849		
Venituri din valorificarea unor bunuri ale institutiilor publice	391001								
Alte venituri din valorificarea unor bunuri	391050	800	800	849	849	849	849		
III.OPERAȚIUNI FINANCIARE (cod 40.10+41.10)	0016								
Încasări din rambursarea împrumuturilor acordate (cod. 40.10.15+40.10.16)	4010								
Sume utilizate din excedentul anului precedent pentru efectuarea de cheltuieli (cod. 40.10.15.01+40.10.15.02)	401015								
Sume utilizate de administrațiile locale din excedentul anului precedent pentru secțiunea de funcționare	40101501								
Sume utilizate de administrațiile locale din excedentul anului precedent pentru secțiunea de dezvoltare	40101502								
Sume primite în cadrul mecanismului decontării cererilor de plată	401016								
Alte operațiuni financiare(cod.41.10.06 + 41.10.11)	4110								
Sume din excedentul anului precedent pentru acoperirea golurilor temporare de casa	411006								
Împrumuturi de la bugetul local	411011								
IV. SUBVENȚII (cod 00.18)	4100	19.876,000	22.006,000	20.832,093		20.832,093	20.832,093		
SUBVENȚII DE LA ALTE NIVELE ALE ADMINISTRAȚIEI PUBLICE (cod 42.10+43.10)	0018	3.500,000	5.630,000	4.254,835		4.254,835	4.254,835		
Subvenții de la bugetul de stat (cod 42.10.11+ 42.10.39+ 42.10.43+42.10.62+42.10.70)	4210			172		172	172		
Subvenții de la bugetul de stat pentru spitale	421011								
Subvenții de la bugetul de stat pentru instituii publice finanțate parțial sau integral din venituri proprii pentru proiecte finanțate din FEN postaderare	421039								
Sume primite de la institutiile publice si activitatile finanțate integral sau parțial din venituri proprii în cadrul programelor FEAGA implementate de APIA	421043								
Sume alocate din bugetul de stat aferente corecțiilor financiare	421062								
Subvenții de la bugetul de stat către instituii publice finanțate parțial sau integral din venituri proprii necesare susținerii derularii proiectelor finanțate din td externe neramb.( FEN) postaderare, aferente perioadei de programare 2014-2020	421070			172		172	172		
Subvenții de la alte administrații (cod43.10.09+43.10.10+43.10.14 la 43.10.17+43.10.19 +	4310	19.876,000	22.006,000	20.831,921		20.831,921	20.831,921		





A	B	1	2	3=4+5	4	5	6	7	8=3-6-7
Prefinanțare	45101503								
Corecții financiare	45101504								
Alte facilități și instrumente postaderare (cod 45.10.16.01 la 45.10.16.04)	451016								
Sume primite în contul plăților efectuate în anul curent	45101601								
Sume primite în contul plăților efectuate în anii anteriori	45101602								
Prefinanțare	45101603								
Corecții financiare	45101604								
Mecanismul financiar SEE (cod 45.10.17.01 la 45.10.17.04)	451017								
Sume primite în contul plăților efectuate în anul curent	45101701								
Sume primite în contul plăților efectuate în anii anteriori	45101702								
Prefinanțare	45101703								
Corecții financiare	45101704								
Mecanismul financiar norvegian (cod 45.10.18.01 la 45.10.18.04)	451018								
Sume primite în contul plăților efectuate în anul curent	45101801								
Sume primite în contul plăților efectuate în anii anteriori	45101802								
Prefinanțare	45101803								
Corecții financiare	45101804								
Programul de cooperare elviano-român vizând reducerea disparitatilor economice și sociale în cadrul Uniunii Europene extinse (cod 45.10.19.01+45.10.19.02+45.10.19.04)	451019								
Sume primite în contul plăților efectuate în anul curent	45101901								
Sume primite în contul plăților efectuate în anii anteriori	45101902								
Corecții financiare	45101904								
Asistența tehnică pentru mecanismele financiare SEE(45.10.20.01 la 45.10.20.04)	451020								
Sume primite în contul plăților efectuate în anul curent	45102001								
Sume primite în contul plăților efectuate în anii anteriori	45102002								
Prefinanțare	45102003								
Corecții financiare	45102004								
Fondul național pentru relații bilaterale alerent mecanismelor financiare SEE (cod 45.10.21.01 la 45.10.21.04)	451021								
Sume primite în contul plăților efectuate în anul curent	45102101								
Sume primite în contul plăților efectuate în anii anteriori	45102102								
Prefinanțare	45102103								
Corecții financiare	45102104								
Alte surse din FEN finanțare 2014-2020	461004								
Sume primite de la UE/alți donatori în contul plăților efectuate și prefinanțări aferente cadrului financiar 2014-2020 (cod	4810			429			429		





A	B	1	2	3=4+5	4	5	6	7	8=3-6-7
societatile cu capital majoritar de stat									
Venituri din utilizarea pasunilor comunale	301009								
Alte venituri din proprietate	301050								
Venituri din dobânzi (cod 31.10.03)	3110								
Alte venituri din dobânzi	311003								
C2. VANZARI DE BUNURI SI SERVICII (cod 33.10+34.10+35.10+36.10+37.10)	3300	43,763,960	44,403,960	49,624,883	1,651,507	47,973,376	42,476,236		7,148,647
Venituri din prestari de servicii si alte activitati (cod 33.10.05+33.10.08+33.10.09+33.10.13+ 33.10.14 +33.10.16+33.10.17 +33.10.19 la 33.10.21+33.10.30 la 33.10.32+33.10.50)	3310	43,736,960	44,378,960	49,452,315	1,651,507	47,800,808	42,303,668		7,148,647
Taxe si alte venituri in invatamant	331005								
Venituri din prestari de servicii	331008	1,215,000	1,215,000	410,384	350,084	60,300	372,770		37,614
Taxe si alte venituri din protectia mediului	331009								
Contributia de intretinere a persoanelor asistate	331013								
Contributia elevilor si studentilor pentru internate, camine si cantine.	331014								
Venituri din valorificarea produselor obtinute din activitatea proprie sau anexa	331016								
Venituri din organizarea de cursuri de calificare si conversie profesionala, specializare si perfectionare	331017								
Venituri din serbari si spectacole scolare, manifestari culturale, artistice si sportive	331019								
Venituri din cercetare	331020								
Venituri din contractele incheiate cu casele de asigurari sociale de sanatate	331021	17,050,000	17,377,000	23,296,112	1,301,423	21,994,689	16,185,079		7,111,033
Venituri din contractele incheiate cu directiile de sanatate publica din sume alocate de la bugetul de stat	331030	23,970,000	24,283,000	25,745,819		25,745,819	25,745,819		
Venituri din contractele incheiate cu directiile de sanatate publica din sume alocate din veniturile proprii ale Ministerului Sanatatii	331031	1,503,960	1,503,960						
Venituri din contractele incheiate cu institutiile de medicina legala	331032								
Alte venituri din prestari de servicii si alte activitati	331050								
Venituri din taxe administrative, eliberari permise (cod 34.10.50)	3410								
Alte venituri din taxe administrative, eliberari permise	341050								
Amenzi, penalitati si confiscari (cod 35.10.50)	3510								
Alte amenzi, penalitati si confiscari	351050								
Diverse venituri (cod 36.10.04+36.10.32+36.10.50)	3610	20,000	20,000	11,827		11,827	11,827		

A	B	1	2	3=4+5	4	5	6	7	8=3-6-7
Venituri din producerea riscurilor asigurate	361004								
Alte venituri	361050	20,000	20,000	11,827		11,827	11,827		
Transferuri voluntare, altele decât subvențiile (cod 37.10.01+37.10.03+37.10.50)	3710	5,000	5,000	160,741		160,741	160,741		
Donatii si sponsorizari	371001	5,000	5,000	1,077		1,077	1,077		
Varsaminte din sectiunea de functionare pentru finantarea sectiunii de dezvoltare a bugetului local (cu semnul minus)	371003			159,664		159,664	159,664		
Alte transferuri voluntare	371050								
III. OPERATIUNI FINANCIARE (cod 40.10+41.10)	0016								
Incasar din rambursarea împrumuturilor acordate (cod. 40.10.15)	4010								
Sume utilizate din excedentul anului precedent pentru efectuarea de cheltuieli (cod. 40.10.15.01)	401015								
Sume utilizate de administratiile locale din excedentul anului precedent pentru sectiunea de functionare	40101501								
Alte operatiuni financiare(cod.41.10.06 + 41.10.11)	4110								
Sume din excedentul anului precedent pentru acoperirea golurilor temporare de casa	411006								
Împrumuturi de la bugetul local	411011								
IV. SUBVENTII (cod 00.18)	4100	16,376,000	16,376,000	16,577,086		16,577,086	16,577,086		
SUBVENTII DE LA ALTE NIVELE ALE ADMINISTRATIEI PUBLICE (cod 42.10+43.10)	0018	16,376,000	16,376,000	16,577,086		16,577,086	16,577,086		
Subventii de la bugetul de stat (cod 42.10.11+42.10.43)	4210								
Subventii de la bugetul de stat pentru spitale	421011								
Subventii primite de la institutiile publice si activitatile finantate integral sau partial din venituri proprii in cadrul programelor FEAGA implementate de APIA	421043								
Subventii de la alte administratii (cod 43.10.09+43.10.10 +43.10.15+43.10.33+43.10.35)	4310	16,376,000	16,376,000	16,577,086		16,577,086	16,577,086		
Subventii pentru institutii publice	431009								
Subventii din bugetele locale pentru finantarea cheltuielilor curente din domeniul sanatatii	431010								
Subventii din bugetul local pentru finantarea camerelor agricole	431015								
Subventii din bugetul Fondului national unic de asigurari sociale de sanatate pentru acoperirea cresterilor salariale	431033	16,376,000	16,376,000	16,577,086		16,577,086	16,577,086		
VENITURILE SECTIUNII DE DEZVOLTARE (cod 00.02+00.15+00.16+00.17+45.10+48.10) - TOTAL	000110	3,500,800	5,630,800	4,096,621		4,096,621	4,096,621		
I. VENITURI CURENTE (cod 00.12)	0002			-159,664		-159,664	-159,664		
C. VENITURI NEFISCALE (cod 00.14)	2900			-159,664		-159,664	-159,664		












A	B	1	2	3=4+5	4	5	6	7	8=3-6-7
financiare Spa?ul Economic European ?i Norwegian 2014-2021 (cod 48.10.32.01+48.10.32.02)									
Suma primite în contul platilor efectuate în anul curent	48103201								
Suma primite în contul platilor efectuate în anii anteriori	48103202								
Asistenta tehnica aferenta Mecanismelor financiare Spatiul Economic European ?i Norwegian 2014-2021 (cod 48.10.33.01+48.10.33.02)	481033								
Suma primite în contul platilor efectuate în anul curent	48103301								
Suma primite în contul platilor efectuate în anii anteriori	48103302								

**Director Financiar Contabil**


**Dr. Muresan Vasile**

**Ec.Silasi Anca Elena**





			5550202+ct.5570202+ct.5580102+ct.5580302+ct.5600102+ct.5600103+ct.5610102+ct.5610103+ct.5620102+ct.5620103), din care :			
			Total (in baza cash) (rd.32+35)	36	102491	91606
			Total ( in baza accrual) ( rd.36+37)	38	102491	91606
			Creatne comerciale curente legate de livrari de bunuri si servicii de catre autoritatile locale sau de institutii subordonate acestora (ct.232000+ct.234000+ct. t.4090101+ct.4090102+ct. 4110101+ ct.4110108+ ct.4130100+ct.4180000+ct. .4610101 - ct.4910100 - ct.4960100). Total (rd.166+167+168+172), din care de la :	165	1651507	7304678
			- de la societati nefinanciare (S.11),	167	1651507	7304678
1			Suma datorate tertilor reprezentand garantii si cautuni aliate in conturile institutiilor publice (ct.4280101+ct.4280201+ct. t.4620109+ct.4620209) Total (rd.204+205+206), din care :	203	102491	91606
			- salariatii (gospodariile populatiei ) (S.143)	204	102491	91606
			Datori comerciale curente legate de livrari de bunuri si servicii (ct.4010100+ct.4030100+ct. t.4040100 +ct. 4050100+ct.4080000 + ct.4190000+ct.4620101) Total (rd.321+322+326+327), din care catre :	320	64137	11856
			- societati nefinanciare (S.11)	321	64137	11856
			Datiile institutiilor publice din administratia locala care bugete (ct.4420300+ ct.4310100+ct.4310200+ct. .4310300+ct.4310400+ ct.4310500+ ct.4310700+ct.	331	1668233	1813415



Dr. Muresan Vasile  
 Manager

Ec. Silasi Anca Elena

Director Financiar Contabil

S.11	Societati nefinanciare	
S.12	Societati financiare	
S.121	Banca centrala	
S.122	Societati care accepta depozite, exclusiv banca centrala	
S.123	Fonduri de investitii, altele decat fondurile de piata monetara	
S.124	Alti intermediari financiari, exclusiv societati	
S.125	de asigurare si fonduri de pensii	
S.126	Auxiliari financiari	
S.128	Societati de asigurare (SA)	
S.129	Fonduri de pensii (FP)	
S.13	Administratii publice	
S.1311	Administratia centrala (exclusiv fondurile de securitate sociala)	
S.1313	Administratia locala (exclusiv fondurile de securitate sociala)	
S.1314	Fonduri de securitate sociala	
S.14	Gospodariile populare	
S.17	Restul lumii	
S.21	Stare membra si institutii si organisme ale Uniunii Europene	
S.211	Stare membra ale Uniunii Europene	
S.212	Institutii si organisme ale Uniunii Europene	
S.22	State nonmembra si organizatii internationale rezidente ale Uniunii Europene	

4370100+ct.4370200+ct.4370300+ ct.4420501	+ct.4440000+ct.446.01.00	+ct.446.02.00+ct.4480100		
Salariile angajatilor	332	2179119	2367285	
4210000+ct.4230000+ct.4260000+ct.4270100+ct.4270300+ct.4280101				
Total	335	3847352	4180700	
(rd.331+332+333+334)				

NOTA

Sectoarele si subsectoarele definite conform Sistemului European de Conturi (SEC, 95)

utilizator Anexa 40

Cod SEC 95



STATUTATIA  
PRIVIND EXERCITAREA CONTROLULUI FINANCIAR PREVENTIV  
PENTRU TRIMESTRUL IV 2019  
IN MII LEI

0.0

OPERAT.CU EFECT FINANCIAR ASUP. FONDURILOR PUBL.SAU PATR.PUBLIC	CORESP.COL.1 CADRU GEN.	TOTAL OPERATIUNI		din care:REFUZATE LA VIZA		din care:NEEFECT. REFUZ LA VIZA	
		NR.OPERATIUNI	VAL. MIL. LEI	NR.OPERATIUNI	VAL. MIL. LEI	NR.OPERATIUNI	VAL. MIL. LEI
TOTAL (rd.1+2+3+4+5+6+7+8+9)		1,827.00	84,191.16	0.00	0.00	0.00	0.00
Desch.rep.alim.retr.mod.cred.bug.		11.00	65,682.00	0.00	0.00	0.00	0.00
Total(rd.1.1+1.2+1.3+1.4)din care:		11.00	65,682.00				
Desch.de credite	A1						
Repart.alim.credite	A2						
Vitari de credite	A4						
Alte operatiuni	A3:A5						
Angaj.legale-total(2.1+2.2+2.3+2.4+ +2.5+2.6+2.7) din care:		253.00	3,082.21	0.00	0.00	0.00	0.00
Acte admin.oblig.de plata	B14;B15;B16;B17						
Contr.pr.serv.furn.bun.exec.lucr.	B1;B2	253.00	3,082.21				
Contracte/acord finantare	B3						
Contr./acord de imprumut	B4;B10;B21						
Contr./acord de garant.	B5;B6;B7;B8;B9						
Contr.inch.conces.part.	B12;B18;B19;B20						
Alte acte jur.oblig.plata	B11;B13						
Propunere angaj.cheltuieli							
Angajamente bugetare globale							
Ordonantari in avans	C10;C13						
Ordonantari de plata total(6.1+6.2+ 6.3+6.4+6.5+6.6+6.7)din care:		1,563.00	15,426.95	0.00	0.00	0.00	0.00
Drepturi de personal si obl.af.	C14	731.00	11,555.79				
Pensii ajut.rente si altele							
Serv.prest.bunuri liv.lucr.exec.	C1;C9;C11	832.00	3,871.16				
Ramburs.dob.comis.si altele	C2;C3						
Subv.trans.prime.alte form.sprji.	C5						
Finantari,cofinantari	C12						
Alte obligatii	C4;C6;C7;C8						
Operat.financ.de plasament	E8;E9						
Operatiuni privind activete	D1;D2;D3;D4;E1						
Alte operatiuni	E2;E3;E4;E5;E6;E7						



Manager,  
Dr. Vasile Muresan

Persoana care acorda VIZA CFPP  
Director Financiar Contabil,  
Ec. Silasi Anca Elena

CFP



BALANTA CONTABILA DE VERIFICARE

Tip balanta: Sintetica de grad 1  
Total pana la: Total Sint. 1

Perioada: 01.01.2019 - 31.12.2019  
Total gen prin: Insumarea sinteticeilor de grad 3

- Lei noi -

Symbol Cont	SOLD INITIAL		RULAJE CURENTE		RULAJE CUMULATE AN		TOTAL SUME		SOLD FINAL	
	DEBIT	CREDIT	DEBIT	CREDIT	DEBIT	CREDIT	DEBIT	CREDIT	DEBIT	CREDIT
103	0.00	39,479,736.74	0.00	873,248.56	0.00	873,248.56	0.00	40,352,985.30	0.00	40,352,985.30
105	0.00	289,304.37	0.00	0.00	0.00	0.00	0.00	289,304.37	0.00	289,304.37
117	0.00	8,847,032.81	53,605,772.40	52,803,478.55	53,605,772.40	52,803,478.55	53,605,772.40	61,650,511.36	0.00	8,044,738.96
121	353,594.55	0.00	113,173,929.03	123,459,922.37	113,173,929.03	123,459,922.37	113,527,523.58	123,459,922.37	0.00	9,992,398.79
208	161,731.84	0.00	148,425.13	0.00	148,425.13	0.00	310,156.97	0.00	310,156.97	0.00
211	18,282,772.19	0.00	0.00	0.00	0.00	0.00	18,282,772.19	0.00	18,282,772.19	0.00
212	21,196,964.55	0.00	873,248.56	0.00	873,248.56	0.00	22,070,213.11	0.00	22,070,213.11	0.00
213	8,470,514.22	0.00	3,075,780.33	5,736.38	3,075,780.33	5,736.38	11,546,294.55	5,736.38	11,540,558.17	0.00
214	630,613.90	0.00	632,755.13	0.00	632,755.13	0.00	1,263,369.03	0.00	1,263,369.03	0.00
231	862,533.96	0.00	557,538.58	873,248.56	557,538.58	873,248.56	1,420,072.54	873,248.56	546,823.98	0.00
280	0.00	161,731.84	0.00	5,147.60	0.00	5,147.60	0.00	166,879.44	0.00	166,879.44
281	0.00	4,207,350.06	5,736.38	583,685.96	5,736.38	583,685.96	5,736.38	4,791,036.02	0.00	4,785,299.64
302	1,231,382.50	0.00	5,438,523.12	4,486,419.64	5,438,523.12	4,486,419.64	6,669,905.62	4,486,419.64	2,183,485.98	0.00
303	1,901,642.25	0.00	676,116.30	384,545.86	676,116.30	384,545.86	2,577,758.55	384,545.86	2,193,212.69	0.00
307	1,391.59	0.00	6,389.75	7,781.34	6,389.75	7,781.34	7,781.34	7,781.34	0.00	0.00
345	0.00	0.00	37,894.16	37,894.16	37,894.16	37,894.16	37,894.16	37,894.16	0.00	0.00
401	0.00	64,137.24	9,503,833.24	9,451,552.35	9,503,833.24	9,451,552.35	9,503,833.24	9,515,689.59	0.00	11,856.35
404	0.00	0.00	4,414,499.17	4,414,499.17	4,414,499.17	4,414,499.17	4,414,499.17	4,414,499.17	0.00	0.00
411	1,381,043.28	0.00	64,496,529.93	58,728,926.26	64,496,529.93	58,728,926.26	65,877,573.21	58,728,926.26	7,148,646.95	0.00
421	0.00	2,005,679.00	46,928,044.00	47,126,643.00	46,928,044.00	47,126,643.00	46,928,044.00	49,132,322.00	0.00	2,204,278.00
423	0.00	48,030.00	923,691.00	915,400.00	923,691.00	915,400.00	923,691.00	963,430.00	0.00	39,739.00
425	0.00	0.00	33,500.00	27,500.00	33,500.00	27,500.00	33,500.00	27,500.00	6,000.00	0.00
427	0.00	22,920.00	340,879.00	349,621.00	340,879.00	349,621.00	340,879.00	372,541.00	0.00	31,662.00
428	0.00	102,490.50	18,758.65	7,874.41	18,758.65	7,874.41	18,758.65	110,364.91	0.00	91,606.26
431	0.00	1,396,481.00	18,734,351.00	18,867,127.00	18,734,351.00	18,867,127.00	18,734,351.00	20,263,608.00	0.00	1,529,257.00
442	0.00	21,318.73	47,530.79	29,989.83	47,530.79	29,989.83	47,530.79	51,308.56	0.00	3,777.77
444	0.00	226,344.00	3,062,569.00	3,083,626.00	3,062,569.00	3,083,626.00	3,062,569.00	3,309,970.00	0.00	247,401.00
446	0.00	24,089.00	373,097.00	381,987.00	373,097.00	381,987.00	373,097.00	406,076.00	0.00	32,979.00
448	0.00	0.00	113,828.00	113,828.00	113,828.00	113,828.00	113,828.00	113,828.00	0.00	0.00
458	0.00	0.00	600.59	600.59	600.59	600.59	600.59	600.59	0.00	0.00
461	270,464.00	0.00	-91,381.20	23,051.61	-91,381.20	23,051.61	179,082.80	23,051.61	156,031.19	0.00
462	0.00	1,828.62	102,019.64	100,416.68	102,019.64	100,416.68	102,019.64	102,245.30	0.00	225.66
468	0.00	0.00	1,000,000.00	1,000,000.00	1,000,000.00	1,000,000.00	1,000,000.00	1,000,000.00	0.00	0.00
512	0.00	0.00	178.03	178.03	178.03	178.03	178.03	178.03	0.00	0.00
519	0.00	0.00	1,000,000.00	1,000,000.00	1,000,000.00	1,000,000.00	1,000,000.00	1,000,000.00	0.00	0.00
531	0.00	0.00	199,747.39	199,747.39	199,747.39	199,747.39	199,747.39	199,747.39	0.00	0.00
532	498.70	0.00	288,020.00	288,207.70	288,020.00	288,207.70	288,518.70	288,207.70	311.00	0.00
550	108,575.87	0.00	25,797.46	18,758.65	25,797.46	18,758.65	134,373.33	18,758.65	115,614.68	0.00

Symbol Cont	SOLD INITIAL		RULAJE CURENTE		RULAJE CUMULATE AN		TOTAL SUME		SOLD FINAL	
	DEBIT	CREDIT	DEBIT	CREDIT	DEBIT	CREDIT	DEBIT	CREDIT	DEBIT	CREDIT
552	7,028.96	0.00	94,540.99	101,344.04	94,540.99	101,344.04	101,569.95	101,344.04	225.91	0.00
560	2,037,721.55	0.00	128,213,890.52	128,304,645.38	128,213,890.52	128,304,645.38	130,251,612.07	128,304,645.38	1,946,966.69	0.00
581	0.00	0.00	20,738.84	20,738.84	20,738.84	20,738.84	20,738.84	20,738.84	0.00	0.00
602	0.00	0.00	4,856,043.09	4,856,043.09	4,856,043.09	4,856,043.09	4,856,043.09	4,856,043.09	0.00	0.00
603	0.00	0.00	54,404.89	54,404.89	54,404.89	54,404.89	54,404.89	54,404.89	0.00	0.00
610	0.00	0.00	777,454.18	777,454.18	777,454.18	777,454.18	777,454.18	777,454.18	0.00	0.00
611	0.00	0.00	373,261.03	373,261.03	373,261.03	373,261.03	373,261.03	373,261.03	0.00	0.00
613	0.00	0.00	9,120.52	9,120.52	9,120.52	9,120.52	9,120.52	9,120.52	0.00	0.00
614	0.00	0.00	4,625.79	4,625.79	4,625.79	4,625.79	4,625.79	4,625.79	0.00	0.00
623	0.00	0.00	8,541.28	8,541.28	8,541.28	8,541.28	8,541.28	8,541.28	0.00	0.00
624	0.00	0.00	25,759.19	25,759.19	25,759.19	25,759.19	25,759.19	25,759.19	0.00	0.00
626	0.00	0.00	61,243.72	61,243.72	61,243.72	61,243.72	61,243.72	61,243.72	0.00	0.00
627	0.00	0.00	20.00	20.00	20.00	20.00	20.00	20.00	0.00	0.00
628	0.00	0.00	2,310,243.11	2,310,243.11	2,310,243.11	2,310,243.11	2,310,243.11	2,310,243.11	0.00	0.00
629	0.00	0.00	118,983.12	118,983.12	118,983.12	118,983.12	118,983.12	118,983.12	0.00	0.00
635	0.00	0.00	382,003.67	382,003.67	382,003.67	382,003.67	382,003.67	382,003.67	0.00	0.00
641	0.00	0.00	47,126,643.00	47,126,643.00	47,126,643.00	47,126,643.00	47,126,643.00	47,126,643.00	0.00	0.00
642	0.00	0.00	285,250.00	285,250.00	285,250.00	285,250.00	285,250.00	285,250.00	0.00	0.00
645	0.00	0.00	2,154,920.00	2,154,920.00	2,154,920.00	2,154,920.00	2,154,920.00	2,154,920.00	0.00	0.00
638	0.00	0.00	37,894.16	37,894.16	37,894.16	37,894.16	37,894.16	37,894.16	0.00	0.00
665	0.00	0.00	205.88	205.88	205.88	205.88	205.88	205.88	0.00	0.00
681	0.00	0.00	588,833.56	588,833.56	588,833.56	588,833.56	588,833.56	588,833.56	0.00	0.00
682	0.00	0.00	873,248.56	873,248.56	873,248.56	873,248.56	873,248.56	873,248.56	0.00	0.00
750	0.00	0.00	2,380.00	2,380.00	2,380.00	2,380.00	2,380.00	2,380.00	0.00	0.00
751	0.00	0.00	65,685,384.93	65,685,384.93	65,685,384.93	65,685,384.93	65,685,384.93	65,685,384.93	0.00	0.00
765	0.00	0.00	2.85	2.85	2.85	2.85	2.85	2.85	0.00	0.00
770	0.00	0.00	63,244,313.36	63,244,313.36	63,244,313.36	63,244,313.36	63,244,313.36	63,244,313.36	0.00	0.00
772	0.00	0.00	4,254,835.01	4,254,835.01	4,254,835.01	4,254,835.01	4,254,835.01	4,254,835.01	0.00	0.00
778	0.00	0.00	600.59	600.59	600.59	600.59	600.59	600.59	0.00	0.00
779	0.00	0.00	37,894.16	37,894.16	37,894.16	37,894.16	37,894.16	37,894.16	0.00	0.00
TOTAL GENERAL	56,898,473.91	56,898,473.91	651,351,481.56	651,351,481.56	651,351,481.56	651,351,481.56	708,249,955.47	708,249,955.47	67,764,388.54	67,764,388.54

DIRECTOR FINANCIAR CONTABIL  
EC. ANCA ELENA SILASI

MANAGER  
DR. MURESAN VASILE



ȘP CLINIC DE PNEUMOFIZIOLOGIE LEON DANIELLO -

Utilizator: EC. SILASI ANCA

BALANTA CONTABILA DE VERIFICARE

Tip balanta: Toate conturile

Perioada: 01.01.2019 - 31.12.2019

Total pana la: Total Sint. 1

Total gen prin: Insumarea sinteticelor de grad 3

Data tiparii: 30.01.2020

- Lei noi -

Simbol Cont	SOLD INITIAL		RULAJE CURENTE		RULAJE CUMULATE AN		TOTAL SUME		SOLD FINAL	
	DEBIT	CREDIT	DEBIT	CREDIT	DEBIT	CREDIT	DEBIT	CREDIT	DEBIT	CREDIT
103.00.00	0.00	39,479,736.74	0.00	873,248.56	0.00	873,248.56	0.00	40,352,985.30	0.00	40,352,985.30
103.00 : TOTAL	0.00	39,479,736.74	0.00	873,248.56	0.00	873,248.56	0.00	40,352,985.30	0.00	40,352,985.30
103 : TOTAL	0.00	39,479,736.74	0.00	873,248.56	0.00	873,248.56	0.00	40,352,985.30	0.00	40,352,985.30
105.03.00	0.00	289,304.37	0.00	0.00	0.00	0.00	0.00	289,304.37	0.00	289,304.37
105.03 : TOTAL	0.00	289,304.37	0.00	0.00	0.00	0.00	0.00	289,304.37	0.00	289,304.37
105 : TOTAL	0.00	289,304.37	0.00	0.00	0.00	0.00	0.00	289,304.37	0.00	289,304.37
117.00.00.01.09	0.00	20,065.37	0.00	4,190.97	0.00	4,190.97	0.00	24,256.34	0.00	24,256.34
117.00.00.01.10	0.00	124,969.09	178.50	0.00	178.50	0.00	178.50	124,969.09	0.00	124,990.59
117.00.00.01.12	209.17	0.00	0.00	0.00	0.00	0.00	209.17	0.00	209.17	0.00
117.00.00.01.22	0.00	344,842.15	0.00	0.00	0.00	0.00	0.00	344,842.15	0.00	344,842.15
117.00.00.01 : TOTAL	0.00	489,667.44	178.50	4,190.97	178.50	4,190.97	178.50	493,858.41	0.00	493,679.91
117.00.00.10.01	0.00	206.60	0.00	0.00	0.00	0.00	0.00	206.60	0.00	206.60
117.00.00.10.02	0.00	70.96	0.00	0.00	0.00	0.00	0.00	70.96	0.00	70.96
117.00.00.10.03	10,137.56	0.00	0.00	0.00	0.00	0.00	10,137.56	0.00	10,137.56	0.00
117.00.00.10.04	49.68	0.00	0.00	0.00	0.00	0.00	49.68	0.00	49.68	0.00
117.00.00.10.05	5,545.32	0.00	0.00	0.00	0.00	0.00	5,545.32	0.00	5,545.32	0.00
117.00.00.10.15	0.00	8,372,820.37	53,605,593.90	52,799,287.58	53,605,593.90	52,799,287.58	53,605,593.90	61,172,107.95	0.00	7,566,514.05
117.00.00.10 : TOTAL	0.00	8,357,365.37	53,605,593.90	52,799,287.58	53,605,593.90	52,799,287.58	53,605,593.90	61,156,652.95	0.00	7,551,059.05
117.00.00 : TOTAL	0.00	8,847,032.81	53,605,772.40	52,803,478.55	53,605,772.40	52,803,478.55	53,605,772.40	61,650,511.36	0.00	8,044,738.96
117.00 : TOTAL	0.00	8,847,032.81	53,605,772.40	52,803,478.55	53,605,772.40	52,803,478.55	53,605,772.40	61,650,511.36	0.00	8,044,738.96
121.00.00.10	353,594.55	0.00	113,173,929.03	123,459,922.37	113,173,929.03	123,459,922.37	113,527,523.58	123,459,922.37	0.00	9,932,398.79
121.00.00 : TOTAL	353,594.55	0.00	113,173,929.03	123,459,922.37	113,173,929.03	123,459,922.37	113,527,523.58	123,459,922.37	0.00	9,932,398.79
121.00 : TOTAL	353,594.55	0.00	113,173,929.03	123,459,922.37	113,173,929.03	123,459,922.37	113,527,523.58	123,459,922.37	0.00	9,932,398.79
208.01.00	0.00	0.00	90,460.23	0.00	90,460.23	0.00	90,460.23	0.00	90,460.23	0.00
208.01 : TOTAL	0.00	0.00	90,460.23	0.00	90,460.23	0.00	90,460.23	0.00	90,460.23	0.00
208.02.00	161,731.84	0.00	57,964.90	0.00	57,964.90	0.00	219,696.74	0.00	219,696.74	0.00
208.02 : TOTAL	161,731.84	0.00	57,964.90	0.00	57,964.90	0.00	219,696.74	0.00	219,696.74	0.00
208 : TOTAL	161,731.84	0.00	148,425.13	0.00	148,425.13	0.00	310,156.97	0.00	310,156.97	0.00
211.01.00.01	16,488,586.39	0.00	0.00	0.00	0.00	0.00	16,488,586.39	0.00	16,488,586.39	0.00
211.01.00.02	1,794,185.80	0.00	0.00	0.00	0.00	0.00	1,794,185.80	0.00	1,794,185.80	0.00
211.01.00 : TOTAL	18,282,772.19	0.00	0.00	0.00	0.00	0.00	18,282,772.19	0.00	18,282,772.19	0.00
211.01 : TOTAL	18,282,772.19	0.00	0.00	0.00	0.00	0.00	18,282,772.19	0.00	18,282,772.19	0.00
212.09.01.01	17,295,935.04	0.00	80,134.60	0.00	80,134.60	0.00	17,376,069.64	0.00	17,376,069.64	0.00
212.09.01.02	3,901,029.51	0.00	793,113.96	0.00	793,113.96	0.00	4,694,143.47	0.00	4,694,143.47	0.00
212.09.01 : TOTAL	21,196,964.55	0.00	873,248.56	0.00	873,248.56	0.00	22,070,213.11	0.00	22,070,213.11	0.00

Simbol Cont	SOLD INITIAL		RULAJE CURENTE		RULAJE CUMULATE AN		TOTAL SUME		SOLD FINAL	
	DEBIT	CREDIT	DEBIT	CREDIT	DEBIT	CREDIT	DEBIT	CREDIT	DEBIT	CREDIT
212.09 : TOTAL	21,196,964.55	0.00	873,248.56	0.00	873,248.56	0.00	22,070,213.11	0.00	22,070,213.11	0.00
212 : TOTAL	21,196,964.55	0.00	873,248.56	0.00	873,248.56	0.00	22,070,213.11	0.00	22,070,213.11	0.00
213.01.00.01	7,885,793.37	0.00	2,834,868.92	5,736.38	2,834,868.92	5,736.38	10,720,662.29	5,736.38	10,714,925.91	0.00
213.01.00.02	45,963.33	0.00	23,205.00	0.00	23,205.00	0.00	69,168.33	0.00	69,168.33	0.00
213.01.00 : TOTAL	7,931,756.70	0.00	2,858,073.92	5,736.38	2,858,073.92	5,736.38	10,789,830.62	5,736.38	10,784,094.24	0.00
213.01 : TOTAL	7,931,756.70	0.00	2,858,073.92	5,736.38	2,858,073.92	5,736.38	10,789,830.62	5,736.38	10,784,094.24	0.00
213.02.00.01	441,265.33	0.00	75,098.00	0.00	75,098.00	0.00	516,363.33	0.00	516,363.33	0.00
213.02.00.02	0.00	0.00	3,973.41	0.00	3,973.41	0.00	3,973.41	0.00	3,973.41	0.00
213.02.00 : TOTAL	441,265.33	0.00	79,071.41	0.00	79,071.41	0.00	520,336.74	0.00	520,336.74	0.00
213.02 : TOTAL	441,265.33	0.00	79,071.41	0.00	79,071.41	0.00	520,336.74	0.00	520,336.74	0.00
213.03.00.01	97,492.02	0.00	138,635.00	0.00	138,635.00	0.00	236,127.02	0.00	236,127.02	0.00
213.03.00 : TOTAL	97,492.02	0.00	138,635.00	0.00	138,635.00	0.00	236,127.02	0.00	236,127.02	0.00
213.03 : TOTAL	97,492.02	0.00	138,635.00	0.00	138,635.00	0.00	236,127.02	0.00	236,127.02	0.00
213.04.00.02	0.17	0.00	0.00	0.00	0.00	0.00	0.17	0.00	0.17	0.00
213.04.00 : TOTAL	0.17	0.00	0.00	0.00	0.00	0.00	0.17	0.00	0.17	0.00
213.04 : TOTAL	0.17	0.00	0.00	0.00	0.00	0.00	0.17	0.00	0.17	0.00
213 : TOTAL	8,470,514.22	0.00	3,075,780.33	5,736.38	3,075,780.33	5,736.38	11,546,294.55	5,736.38	11,540,558.17	0.00
214.00.00.01	594,506.72	0.00	479,721.13	0.00	479,721.13	0.00	1,074,227.85	0.00	1,074,227.85	0.00
214.00.00.02	36,107.18	0.00	153,034.00	0.00	153,034.00	0.00	189,141.18	0.00	189,141.18	0.00
214.00.00 : TOTAL	630,613.90	0.00	632,755.13	0.00	632,755.13	0.00	1,263,369.03	0.00	1,263,369.03	0.00
214.00 : TOTAL	630,613.90	0.00	632,755.13	0.00	632,755.13	0.00	1,263,369.03	0.00	1,263,369.03	0.00
214 : TOTAL	630,613.90	0.00	632,755.13	0.00	632,755.13	0.00	1,263,369.03	0.00	1,263,369.03	0.00
231.00.00.01	69,420.00	0.00	539,688.58	80,134.60	539,688.58	80,134.60	609,108.58	80,134.60	528,973.98	0.00
231.00.00.02	793,113.96	0.00	17,850.00	793,113.96	17,850.00	793,113.96	810,963.96	793,113.96	17,850.00	0.00
231.00.00 : TOTAL	862,533.96	0.00	557,538.58	873,248.56	557,538.58	873,248.56	1,420,072.54	873,248.56	546,823.98	0.00
231.00 : TOTAL	862,533.96	0.00	557,538.58	873,248.56	557,538.58	873,248.56	1,420,072.54	873,248.56	546,823.98	0.00
231 : TOTAL	862,533.96	0.00	557,538.58	873,248.56	557,538.58	873,248.56	1,420,072.54	873,248.56	546,823.98	0.00
280.08.00.8	0.00	161,731.84	0.00	-161,731.84	0.00	-161,731.84	0.00	0.00	0.00	0.00
280.08.00 : TOTAL	0.00	161,731.84	0.00	-161,731.84	0.00	-161,731.84	0.00	0.00	0.00	0.00
280.08.01	0.00	0.00	0.00	166,879.44	0.00	166,879.44	0.00	166,879.44	0.00	166,879.44
280.08 : TOTAL	0.00	0.00	0.00	166,879.44	0.00	166,879.44	0.00	166,879.44	0.00	166,879.44
280 : TOTAL	0.00	161,731.84	0.00	5,147.60	0.00	5,147.60	0.00	166,879.44	0.00	166,879.44
281.03.01	0.00	3,802,532.05	5,736.38	511,923.18	5,736.38	511,923.18	5,736.38	4,314,455.23	0.00	4,308,718.85
281.03.02.01	0.00	110,450.07	0.00	5,891.12	0.00	5,891.12	0.00	116,341.19	0.00	116,341.19
281.03.02.02	0.00	27,623.33	0.00	19,039.78	0.00	19,039.78	0.00	46,663.11	0.00	46,663.11
281.03.02 : TOTAL	0.00	138,073.40	0.00	24,930.90	0.00	24,930.90	0.00	163,004.30	0.00	163,004.30
281.03.03	0.00	97,492.02	0.00	0.00	0.00	0.00	0.00	97,492.02	0.00	97,492.02
281.03.04	0.00	0.17	0.00	0.00	0.00	0.00	0.00	0.17	0.00	0.17
281.03 : TOTAL	0.00	4,038,097.64	5,736.38	536,854.08	5,736.38	536,854.08	5,736.38	4,574,951.72	0.00	4,569,215.34
281.04.00.1	0.00	157,167.39	0.00	44,733.80	0.00	44,733.80	0.00	201,901.19	0.00	201,901.19
281.04.00.2	0.00	12,085.03	0.00	2,098.08	0.00	2,098.08	0.00	14,183.11	0.00	14,183.11
281.04.00 : TOTAL	0.00	169,252.42	0.00	46,831.88	0.00	46,831.88	0.00	216,084.30	0.00	216,084.30
281.04 : TOTAL	0.00	169,252.42	0.00	46,831.88	0.00	46,831.88	0.00	216,084.30	0.00	216,084.30
281 : TOTAL	0.00	4,207,350.06	5,736.38	583,685.96	5,736.38	583,685.96	5,736.38	4,791,036.02	0.00	4,785,299.64

Simbol Cont	SOLD INITIAL		RULAJE CURENTE		RULAJE CUMULATE AN		TOTAL SUME		SOLD FINAL	
	DEBIT	CREDIT	DEBIT	CREDIT	DEBIT	CREDIT	DEBIT	CREDIT	DEBIT	CREDIT
302.02.00.01	413.97	0.00	22,424.46	22,747.89	22,424.46	22,747.89	22,838.43	22,747.89	90.54	0.00
302.02.00.02	0.00	0.00	1,268.70	768.70	1,268.70	768.70	1,268.70	768.70	500.00	0.00
302.02.00.05	0.00	0.00	232.78	232.78	232.78	232.78	232.78	232.78	0.00	0.00
302.02.00 : TOTAL	413.97	0.00	23,925.94	23,749.37	23,925.94	23,749.37	24,339.91	23,749.37	590.54	0.00
302.02 : TOTAL	413.97	0.00	23,925.94	23,749.37	23,925.94	23,749.37	24,339.91	23,749.37	590.54	0.00
302.04.00.01	244.33	0.00	54,057.18	46,759.77	54,057.18	46,759.77	54,301.51	46,759.77	7,541.74	0.00
302.04.00 : TOTAL	244.33	0.00	54,057.18	46,759.77	54,057.18	46,759.77	54,301.51	46,759.77	7,541.74	0.00
302.04 : TOTAL	244.33	0.00	54,057.18	46,759.77	54,057.18	46,759.77	54,301.51	46,759.77	7,541.74	0.00
302.07.00.01	35,231.32	0.00	430,017.34	426,029.20	430,017.34	426,029.20	465,248.66	426,029.20	39,219.46	0.00
302.07.00.02	9,565.19	0.00	129,547.19	128,248.56	129,547.19	128,248.56	139,112.38	128,248.56	10,863.82	0.00
302.07.00 : TOTAL	44,796.51	0.00	559,564.53	554,277.76	559,564.53	554,277.76	604,361.04	554,277.76	50,083.28	0.00
302.07 : TOTAL	44,796.51	0.00	559,564.53	554,277.76	559,564.53	554,277.76	604,361.04	554,277.76	50,083.28	0.00
302.08.00.01	122,432.27	0.00	411,252.55	391,330.96	411,252.55	391,330.96	533,684.82	391,330.96	142,353.86	0.00
302.08.00.02	8,964.51	0.00	37,629.91	35,156.35	37,629.91	35,156.35	46,594.42	35,156.35	11,438.07	0.00
302.08.00 : TOTAL	131,396.78	0.00	448,882.46	426,487.31	448,882.46	426,487.31	580,279.24	426,487.31	153,791.93	0.00
302.08 : TOTAL	131,396.78	0.00	448,882.46	426,487.31	448,882.46	426,487.31	580,279.24	426,487.31	153,791.93	0.00
302.09.00.1.01	293,461.48	0.00	1,270,341.64	1,294,367.09	1,270,341.64	1,294,367.09	1,563,803.12	1,294,367.09	269,436.03	0.00
302.09.00.1.03	2,877.60	0.00	33,589.44	15,940.17	33,589.44	15,940.17	36,467.04	15,940.17	20,526.87	0.00
302.09.00.1.08	0.00	0.00	653,465.67	84,899.27	653,465.67	84,899.27	653,465.67	84,899.27	568,566.40	0.00
302.09.00.1.10	4,004.69	0.00	0.00	3,281.99	0.00	3,281.99	4,004.69	3,281.99	722.70	0.00
302.09.00.1 : TOTAL	300,343.77	0.00	1,957,396.75	1,398,488.52	1,957,396.75	1,398,488.52	2,257,740.52	1,398,488.52	859,252.00	0.00
302.09.00.11	2,130.78	0.00	4,525.14	2,411.07	4,525.14	2,411.07	6,655.92	2,411.07	4,244.85	0.00
302.09.00.13.01	1,222.89	0.00	1,640.22	2,090.63	1,640.22	2,090.63	2,863.11	2,090.63	772.48	0.00
302.09.00.13.02	1,288.62	0.00	1,160.55	1,251.73	1,160.55	1,251.73	2,449.17	1,251.73	1,197.44	0.00
302.09.00.13.03	1,963.44	0.00	3,806.61	3,296.22	3,806.61	3,296.22	5,770.05	3,296.22	2,473.83	0.00
302.09.00.13.04	1,652.14	0.00	1,546.54	1,263.13	1,546.54	1,263.13	3,198.68	1,263.13	1,935.55	0.00
302.09.00.13.05	6,447.42	0.00	9,606.86	9,498.97	9,606.86	9,498.97	16,054.28	9,498.97	6,555.31	0.00
302.09.00.13.06	857.02	0.00	1,171.42	975.61	1,171.42	975.61	2,028.44	975.61	1,052.83	0.00
302.09.00.13.07	130.41	0.00	0.00	0.00	0.00	0.00	130.41	0.00	130.41	0.00
302.09.00.14	27.32	0.00	2,468.60	2,435.49	2,468.60	2,435.49	2,495.92	2,435.49	60.43	0.00
302.09.00.16	49,026.53	0.00	0.00	37,764.45	0.00	37,764.45	49,026.53	37,764.45	11,262.08	0.00
302.09.00.18.01	98.86	0.00	93.35	67.41	93.35	67.41	192.21	67.41	124.80	0.00
302.09.00.18.02	105.41	0.00	72.67	76.26	72.67	76.26	178.08	76.26	101.82	0.00
302.09.00.18.03	135.79	0.00	45.13	9.08	45.13	9.08	180.92	9.08	171.84	0.00
302.09.00.18.04	11.65	0.00	0.00	5.78	0.00	5.78	11.65	5.78	5.87	0.00
302.09.00.18.05	162.18	0.00	66.72	63.43	66.72	63.43	228.90	63.43	165.47	0.00
302.09.00.18.06	170.37	0.00	184.91	196.81	184.91	196.81	355.28	196.81	158.47	0.00
302.09.00.18.08	0.00	0.00	158.57	17.31	158.57	17.31	158.57	17.31	141.26	0.00
302.09.00.2.01	130,958.44	0.00	547,584.00	516,126.09	547,584.00	516,126.09	678,542.44	516,126.09	162,416.35	0.00
302.09.00.2.02	1,448.95	0.00	7,176.00	7,093.46	7,176.00	7,093.46	8,624.95	7,093.46	1,531.49	0.00
302.09.00.2 : TOTAL	132,407.39	0.00	554,760.00	523,219.55	554,760.00	523,219.55	687,167.39	523,219.55	163,947.84	0.00
302.09.00.3	439,335.79	0.00	1,425,629.61	1,075,747.22	1,425,629.61	1,075,747.22	1,864,965.40	1,075,747.22	789,218.18	0.00
302.09.00.4.01	28,842.27	0.00	119,512.89	136,346.87	119,512.89	136,346.87	148,355.16	136,346.87	12,008.29	0.00
302.09.00.4.02	1,663.62	0.00	9,323.65	9,058.28	9,323.65	9,058.28	10,987.27	9,058.28	1,928.99	0.00

Symbol Cont	SOLD INITIAL		RULAJE CURENTE		RULAJE CUMULATE AN		TOTAL SUME		SOLD FINAL	
	DEBIT	CREDIT	DEBIT	CREDIT	DEBIT	CREDIT	DEBIT	CREDIT	DEBIT	CREDIT
302.09.00.4 : TOTAL	30,505.89	0.00	128,836.54	145,405.15	128,836.54	145,405.15	159,342.43	145,405.15	13,937.28	0.00
302.09.00.6	54,807.36	0.00	67,812.57	51,094.27	67,812.57	51,094.27	122,619.93	51,094.27	71,525.66	0.00
302.09.00.7.1	27,578.24	0.00	180,699.63	169,637.62	180,699.63	169,637.62	208,277.87	169,637.62	38,640.25	0.00
302.09.00.7.4.01	9.02	0.00	4.82	6.12	4.82	6.12	13.84	6.12	7.72	0.00
302.09.00.7.4.02	9.19	0.00	0.00	4.37	0.00	4.37	9.19	4.37	4.82	0.00
302.09.00.7.4.03	99.74	0.00	34.06	53.08	34.06	53.08	133.80	53.08	80.72	0.00
302.09.00.7.4.04	73.37	0.00	1.75	4.01	1.75	4.01	75.12	4.01	71.11	0.00
302.09.00.7.4.06	8.83	0.00	5.72	8.22	5.72	8.22	14.55	8.22	6.33	0.00
302.09.00.7.4.07	37.41	0.00	0.00	0.00	0.00	0.00	37.41	0.00	37.41	0.00
302.09.00.7 : TOTAL	27,815.80	0.00	180,745.98	169,713.42	180,745.98	169,713.42	208,561.78	169,713.42	38,848.36	0.00
302.09.00.7.5.01	10.44	0.00	0.00	0.00	0.00	0.00	10.44	0.00	10.44	0.00
302.09.00.7.5.02	17.95	0.00	0.00	0.00	0.00	0.00	17.95	0.00	17.95	0.00
302.09.00.7.5.03	17.36	0.00	30.12	4.86	30.12	4.86	47.48	4.86	42.62	0.00
302.09.00.7.5.04	4.24	0.00	0.00	0.00	0.00	0.00	4.24	0.00	4.24	0.00
302.09.00.7.5.05	19.59	0.00	2.32	0.00	2.32	0.00	21.91	0.00	21.91	0.00
302.09.00.7.5.08	0.00	0.00	7.13	0.00	7.13	0.00	7.13	0.00	7.13	0.00
302.09.00.8	3,814.50	0.00	10,324.70	10,049.06	10,324.70	10,049.06	14,139.20	10,049.06	4,090.14	0.00
302.09.00 : TOTAL	1,054,530.91	0.00	4,352,093.01	3,435,145.43	4,352,093.01	3,435,145.43	5,406,623.92	3,435,145.43	1,971,478.49	0.00
302.09 : TOTAL	1,054,530.91	0.00	4,352,093.01	3,435,145.43	4,352,093.01	3,435,145.43	5,406,623.92	3,435,145.43	1,971,478.49	0.00
302 : TOTAL	1,231,382.50	0.00	5,438,523.12	4,486,419.64	5,438,523.12	4,486,419.64	6,669,905.62	4,486,419.64	2,183,485.98	0.00
303.01.00.01.01	9,962.03	0.00	146,146.05	139,644.14	146,146.05	139,644.14	156,108.08	139,644.14	16,463.94	0.00
303.01.00.01.02	38,327.33	0.00	64,597.35	76,453.40	64,597.35	76,453.40	102,924.68	76,453.40	26,471.28	0.00
303.01.00.01.03	3,684.90	0.00	49,136.26	44,789.49	49,136.26	44,789.49	52,821.16	44,789.49	8,031.67	0.00
303.01.00.01.04	1,294.27	0.00	59,395.65	55,362.11	59,395.65	55,362.11	60,689.92	55,362.11	5,327.81	0.00
303.01.00.01 : TOTAL	53,268.53	0.00	319,275.31	316,249.14	319,275.31	316,249.14	372,543.84	316,249.14	56,294.70	0.00
303.01.00.02.01	2,789.17	0.00	8,049.92	7,841.31	8,049.92	7,841.31	10,839.09	7,841.31	2,997.78	0.00
303.01.00.02.02	3,955.19	0.00	17,975.19	4,126.56	17,975.19	4,126.56	21,930.38	4,126.56	17,803.82	0.00
303.01.00.02.03	0.00	0.00	476.00	476.00	476.00	476.00	476.00	476.00	0.00	0.00
303.01.00.02.04	0.00	0.00	1,269.97	1,269.97	1,269.97	1,269.97	1,269.97	1,269.97	0.00	0.00
303.01.00.02 : TOTAL	6,744.36	0.00	27,771.08	13,713.84	27,771.08	13,713.84	34,515.44	13,713.84	20,801.60	0.00
303.01.00.02 : TOTAL	60,012.89	0.00	347,046.39	329,962.98	347,046.39	329,962.98	407,059.28	329,962.98	77,096.30	0.00
303.01 : TOTAL	60,012.89	0.00	347,046.39	329,962.98	347,046.39	329,962.98	407,059.28	329,962.98	77,096.30	0.00
303.02.00.01.01	750,909.69	0.00	139,643.53	20,289.92	139,643.53	20,289.92	890,553.22	20,289.92	870,263.30	0.00
303.02.00.01.02	161,939.04	0.00	76,453.40	8,608.36	76,453.40	8,608.36	238,392.44	8,608.36	229,784.08	0.00
303.02.00.01.03	357,920.53	0.00	44,789.49	20,134.32	44,789.49	20,134.32	402,710.02	20,134.32	382,575.70	0.00
303.02.00.01.04	414,825.79	0.00	55,362.11	4,610.15	55,362.11	4,610.15	470,187.90	4,610.15	465,577.75	0.00
303.02.00.01 : TOTAL	1,685,595.05	0.00	316,248.53	53,642.75	316,248.53	53,642.75	2,001,843.58	53,642.75	1,948,200.83	0.00
303.02.00.02.01	84,528.61	0.00	7,841.35	0.01	7,841.35	0.01	92,369.96	0.01	92,369.95	0.00
303.02.00.02.02	36,707.61	0.00	3,234.06	940.12	3,234.06	940.12	39,941.67	940.12	39,001.55	0.00
303.02.00.02.03	5,681.49	0.00	476.00	0.00	476.00	0.00	6,157.49	0.00	6,157.49	0.00
303.02.00.02.04	29,116.60	0.00	1,269.97	0.00	1,269.97	0.00	30,386.57	0.00	30,386.57	0.00
303.02.00.02 : TOTAL	156,034.31	0.00	12,821.38	940.13	12,821.38	940.13	168,855.69	940.13	167,915.56	0.00
303.02.00 : TOTAL	1,841,629.36	0.00	329,069.91	54,582.88	329,069.91	54,582.88	2,170,699.27	54,582.88	2,116,116.39	0.00
303.02 : TOTAL	1,841,629.36	0.00	329,069.91	54,582.88	329,069.91	54,582.88	2,170,699.27	54,582.88	2,116,116.39	0.00

Symbol Cont	SOLD INITIAL		RULAJE CURENTE		RULAJE CUMULATE AN		TOTAL SUME		SOLD FINAL	
	DEBIT	CREDIT	DEBIT	CREDIT	DEBIT	CREDIT	DEBIT	CREDIT	DEBIT	CREDIT
303 : TOTAL	1,901,642.25	0.00	676,116.30	384,545.86	676,116.30	384,545.86	2,577,758.55	384,545.86	2,193,212.69	0.00
307.00.00.01	0.00	0.00	4,311.74	4,311.74	4,311.74	4,311.74	4,311.74	4,311.74	0.00	0.00
307.00.00.02	0.00	0.00	2,078.01	2,078.01	2,078.01	2,078.01	2,078.01	2,078.01	0.00	0.00
307.00.00.03	1,391.59	0.00	0.00	1,391.59	0.00	1,391.59	1,391.59	1,391.59	0.00	0.00
307.00.00 : TOTAL	1,391.59	0.00	6,389.75	7,781.34	6,389.75	7,781.34	7,781.34	7,781.34	0.00	0.00
307.00 : TOTAL	1,391.59	0.00	6,389.75	7,781.34	6,389.75	7,781.34	7,781.34	7,781.34	0.00	0.00
307 : TOTAL	1,391.59	0.00	6,389.75	7,781.34	6,389.75	7,781.34	7,781.34	7,781.34	0.00	0.00
345.00.00.01	0.00	0.00	37,894.16	37,894.16	37,894.16	37,894.16	37,894.16	37,894.16	0.00	0.00
345.00.00 : TOTAL	0.00	0.00	37,894.16	37,894.16	37,894.16	37,894.16	37,894.16	37,894.16	0.00	0.00
345.00 : TOTAL	0.00	0.00	37,894.16	37,894.16	37,894.16	37,894.16	37,894.16	37,894.16	0.00	0.00
401.01.00	0.00	64,137.24	9,503,833.24	9,451,552.35	9,503,833.24	9,451,552.35	9,503,833.24	9,515,689.59	0.00	11,856.35
401.01 : TOTAL	0.00	64,137.24	9,503,833.24	9,451,552.35	9,503,833.24	9,451,552.35	9,503,833.24	9,515,689.59	0.00	11,856.35
401 : TOTAL	0.00	64,137.24	9,503,833.24	9,451,552.35	9,503,833.24	9,451,552.35	9,503,833.24	9,515,689.59	0.00	11,856.35
404.01.00.034	0.00	0.00	33,201.00	33,201.00	33,201.00	33,201.00	33,201.00	33,201.00	0.00	0.00
404.01.00.035	0.00	0.00	24,990.00	24,990.00	24,990.00	24,990.00	24,990.00	24,990.00	0.00	0.00
404.01.00.037	0.00	0.00	1,993.25	1,993.25	1,993.25	1,993.25	1,993.25	1,993.25	0.00	0.00
404.01.00.041	0.00	0.00	312,720.10	312,720.10	312,720.10	312,720.10	312,720.10	312,720.10	0.00	0.00
404.01.00.058	0.00	0.00	44,982.00	44,982.00	44,982.00	44,982.00	44,982.00	44,982.00	0.00	0.00
404.01.00.060	0.00	0.00	250,447.40	250,447.40	250,447.40	250,447.40	250,447.40	250,447.40	0.00	0.00
404.01.00.062	0.00	0.00	325,067.29	325,067.29	325,067.29	325,067.29	325,067.29	325,067.29	0.00	0.00
404.01.00.063	0.00	0.00	123,204.27	123,204.27	123,204.27	123,204.27	123,204.27	123,204.27	0.00	0.00
404.01.00.065	0.00	0.00	228,995.27	228,995.27	228,995.27	228,995.27	228,995.27	228,995.27	0.00	0.00
404.01.00.067	0.00	0.00	24,048.71	24,048.71	24,048.71	24,048.71	24,048.71	24,048.71	0.00	0.00
404.01.00.069	0.00	0.00	89,996.80	89,996.80	89,996.80	89,996.80	89,996.80	89,996.80	0.00	0.00
404.01.00.083	0.00	0.00	199,999.73	199,999.73	199,999.73	199,999.73	199,999.73	199,999.73	0.00	0.00
404.01.00.097	0.00	0.00	178,741.57	178,741.57	178,741.57	178,741.57	178,741.57	178,741.57	0.00	0.00
404.01.00.098	0.00	0.00	40,222.00	40,222.00	40,222.00	40,222.00	40,222.00	40,222.00	0.00	0.00
404.01.00.099	0.00	0.00	28,560.00	28,560.00	28,560.00	28,560.00	28,560.00	28,560.00	0.00	0.00
404.01.00.100	0.00	0.00	49,242.20	49,242.20	49,242.20	49,242.20	49,242.20	49,242.20	0.00	0.00
404.01.00.101	0.00	0.00	13,744.50	13,744.50	13,744.50	13,744.50	13,744.50	13,744.50	0.00	0.00
404.01.00.102	0.00	0.00	3,320.10	3,320.10	3,320.10	3,320.10	3,320.10	3,320.10	0.00	0.00
404.01.00.103	0.00	0.00	3,973.41	3,973.41	3,973.41	3,973.41	3,973.41	3,973.41	0.00	0.00
404.01.00.104	0.00	0.00	49,373.10	49,373.10	49,373.10	49,373.10	49,373.10	49,373.10	0.00	0.00
404.01.00.105	0.00	0.00	543,484.90	543,484.90	543,484.90	543,484.90	543,484.90	543,484.90	0.00	0.00
404.01.00.106	0.00	0.00	34,376.72	34,376.72	34,376.72	34,376.72	34,376.72	34,376.72	0.00	0.00
404.01.00.107	0.00	0.00	552,160.00	552,160.00	552,160.00	552,160.00	552,160.00	552,160.00	0.00	0.00
404.01.00.108	0.00	0.00	14,714.53	14,714.53	14,714.53	14,714.53	14,714.53	14,714.53	0.00	0.00
404.01.00.109	0.00	0.00	429,488.45	429,488.45	429,488.45	429,488.45	429,488.45	429,488.45	0.00	0.00
404.01.00.110	0.00	0.00	132,328.00	132,328.00	132,328.00	132,328.00	132,328.00	132,328.00	0.00	0.00
404.01.00.111	0.00	0.00	154,581.00	154,581.00	154,581.00	154,581.00	154,581.00	154,581.00	0.00	0.00
404.01.00.112	0.00	0.00	368,900.00	368,900.00	368,900.00	368,900.00	368,900.00	368,900.00	0.00	0.00
404.01.00.113	0.00	0.00	9,758.00	9,758.00	9,758.00	9,758.00	9,758.00	9,758.00	0.00	0.00
404.01.00.114	0.00	0.00	138,635.00	138,635.00	138,635.00	138,635.00	138,635.00	138,635.00	0.00	0.00

Simbol Cont	SOLD INITIAL		RULAJE CURENTE		RULAJE CUMULATE AN		TOTAL SUME		SOLD FINAL	
	DEBIT	CREDIT	DEBIT	CREDIT	DEBIT	CREDIT	DEBIT	CREDIT	DEBIT	CREDIT
404.01.00.115	0.00	0.00	9,249.87	9,249.87	9,249.87	9,249.87	9,249.87	9,249.87	0.00	0.00
404.01.00 : TOTAL	0.00	0.00	4,414,499.17	4,414,499.17	4,414,499.17	4,414,499.17	4,414,499.17	4,414,499.17	0.00	0.00
404.01 : TOTAL	0.00	0.00	4,414,499.17	4,414,499.17	4,414,499.17	4,414,499.17	4,414,499.17	4,414,499.17	0.00	0.00
404 : TOTAL	0.00	0.00	4,414,499.17	4,414,499.17	4,414,499.17	4,414,499.17	4,414,499.17	4,414,499.17	0.00	0.00
411.01.01	1,381,043.28	0.00	64,496,529.93	58,728,926.26	64,496,529.93	58,728,926.26	65,877,573.21	58,728,926.26	7,148,646.95	0.00
411.01 : TOTAL	1,381,043.28	0.00	64,496,529.93	58,728,926.26	64,496,529.93	58,728,926.26	65,877,573.21	58,728,926.26	7,148,646.95	0.00
411 : TOTAL	1,381,043.28	0.00	64,496,529.93	58,728,926.26	64,496,529.93	58,728,926.26	65,877,573.21	58,728,926.26	7,148,646.95	0.00
421.00.00.01	0.00	977,058.00	21,277,832.00	21,337,031.00	21,277,832.00	21,337,031.00	21,277,832.00	22,314,089.00	0.00	1,036,257.00
421.00.00.02	0.00	107,492.00	2,503,474.00	2,513,904.00	2,513,904.00	2,513,904.00	2,503,474.00	2,621,396.00	0.00	117,922.00
421.00.00.04	0.00	138,199.00	3,003,093.00	3,014,195.00	3,003,093.00	3,014,195.00	3,003,093.00	3,152,394.00	0.00	149,301.00
421.00.00.05	0.00	782,930.00	20,143,645.00	20,261,513.00	20,143,645.00	20,261,513.00	20,143,645.00	21,044,443.00	0.00	900,798.00
421.00.00 : TOTAL	0.00	2,005,679.00	46,928,044.00	47,126,643.00	46,928,044.00	47,126,643.00	46,928,044.00	49,132,322.00	0.00	2,204,278.00
421.00 : TOTAL	0.00	2,005,679.00	46,928,044.00	47,126,643.00	46,928,044.00	47,126,643.00	46,928,044.00	49,132,322.00	0.00	2,204,278.00
421 : TOTAL	0.00	2,005,679.00	46,928,044.00	47,126,643.00	46,928,044.00	47,126,643.00	46,928,044.00	49,132,322.00	0.00	2,204,278.00
423.00.00.01	0.00	22,415.00	472,922.00	467,145.00	472,922.00	467,145.00	472,922.00	489,560.00	0.00	16,638.00
423.00.00.02	0.00	5,944.00	30,583.00	24,639.00	30,583.00	24,639.00	30,583.00	30,583.00	0.00	0.00
423.00.00.04	0.00	0.00	10,355.00	10,355.00	10,355.00	10,355.00	10,355.00	10,355.00	0.00	0.00
423.00.00.05	0.00	19,671.00	409,831.00	413,261.00	409,831.00	413,261.00	409,831.00	432,932.00	0.00	23,101.00
423.00.00 : TOTAL	0.00	48,030.00	923,691.00	915,400.00	923,691.00	915,400.00	923,691.00	963,430.00	0.00	39,739.00
423.00 : TOTAL	0.00	48,030.00	923,691.00	915,400.00	923,691.00	915,400.00	923,691.00	963,430.00	0.00	39,739.00
423 : TOTAL	0.00	48,030.00	923,691.00	915,400.00	923,691.00	915,400.00	923,691.00	963,430.00	0.00	39,739.00
425.00.00.01	0.00	0.00	33,500.00	27,500.00	33,500.00	27,500.00	33,500.00	27,500.00	6,000.00	0.00
425.00.00 : TOTAL	0.00	0.00	33,500.00	27,500.00	33,500.00	27,500.00	33,500.00	27,500.00	6,000.00	0.00
425.00 : TOTAL	0.00	0.00	33,500.00	27,500.00	33,500.00	27,500.00	33,500.00	27,500.00	6,000.00	0.00
425 : TOTAL	0.00	0.00	33,500.00	27,500.00	33,500.00	27,500.00	33,500.00	27,500.00	6,000.00	0.00
427.01.00.1.01	0.00	1,500.00	11,000.00	11,000.00	11,000.00	11,000.00	11,000.00	12,500.00	0.00	1,500.00
427.01.00.1 : TOTAL	0.00	1,500.00	11,000.00	11,000.00	11,000.00	11,000.00	11,000.00	12,500.00	0.00	1,500.00
427.01.00.2.01	0.00	7,942.00	88,851.00	87,440.00	88,851.00	87,440.00	88,851.00	95,382.00	0.00	6,531.00
427.01.00.2.02	0.00	392.00	3,429.00	3,442.00	3,429.00	3,442.00	3,429.00	3,834.00	0.00	405.00
427.01.00.2.04	0.00	150.00	2,020.00	2,090.00	2,020.00	2,090.00	2,020.00	2,240.00	0.00	-220.00
427.01.00.2 : TOTAL	0.00	8,484.00	94,300.00	92,972.00	94,300.00	92,972.00	94,300.00	101,456.00	0.00	7,156.00
427.01.00.3.01	0.00	9,701.00	117,570.00	117,362.00	117,570.00	117,362.00	117,570.00	127,063.00	0.00	9,493.00
427.01.00.3.02	0.00	854.00	10,729.00	10,749.00	10,729.00	10,749.00	10,729.00	11,603.00	0.00	874.00
427.01.00.3.04	0.00	1,516.00	16,457.00	16,224.00	16,457.00	16,224.00	16,457.00	17,740.00	0.00	1,283.00
427.01.00.3.05	0.00	865.00	78,355.00	87,290.00	78,355.00	87,290.00	78,355.00	88,155.00	0.00	9,800.00
427.01.00.3 : TOTAL	0.00	12,936.00	223,111.00	231,625.00	223,111.00	231,625.00	223,111.00	244,561.00	0.00	21,450.00
427.01.00.5.01	0.00	0.00	11,925.00	13,481.00	11,925.00	13,481.00	11,925.00	13,481.00	0.00	1,556.00
427.01.00.5.02	0.00	0.00	543.00	543.00	543.00	543.00	543.00	543.00	0.00	0.00
427.01.00.5 : TOTAL	0.00	0.00	12,468.00	14,024.00	12,468.00	14,024.00	12,468.00	14,024.00	0.00	1,556.00
427.01.00 : TOTAL	0.00	22,920.00	340,879.00	349,621.00	340,879.00	349,621.00	340,879.00	372,541.00	0.00	31,662.00
427.01 : TOTAL	0.00	22,920.00	340,879.00	349,621.00	340,879.00	349,621.00	340,879.00	372,541.00	0.00	31,662.00
427 : TOTAL	0.00	22,920.00	340,879.00	349,621.00	340,879.00	349,621.00	340,879.00	372,541.00	0.00	31,662.00
428.01.01.1	0.00	102,490.50	18,758.65	7,874.41	18,758.65	7,874.41	18,758.65	110,364.91	0.00	91,606.26
428.01.01 : TOTAL	0.00	102,490.50	18,758.65	7,874.41	18,758.65	7,874.41	18,758.65	110,364.91	0.00	91,606.26
428.01.01 : TOTAL	0.00	102,490.50	18,758.65	7,874.41	18,758.65	7,874.41	18,758.65	110,364.91	0.00	91,606.26

Symbol Cont	SOLD INITIAL		RULAJE CURENTE		RULAJE CUMULATE AN		TOTAL SUME		SOLD FINAL	
	DEBIT	CREDIT	DEBIT	CREDIT	DEBIT	CREDIT	DEBIT	CREDIT	DEBIT	CREDIT
428.01 : TOTAL	0.00	102,490.50	18,758.65	7,874.41	18,758.65	7,874.41	18,758.65	110,364.91	0.00	91,606.26
428 : TOTAL	0.00	102,490.50	18,758.65	7,874.41	18,758.65	7,874.41	18,758.65	110,364.91	0.00	91,606.26
431.01.00.01	0.00	69,517.00	871,403.00	875,019.00	875,019.00	875,019.00	871,403.00	944,536.00	0.00	73,133.00
431.01.00.02	0.00	7,786.00	98,321.00	98,684.00	98,684.00	98,321.00	98,321.00	106,470.00	0.00	8,149.00
431.01.00.04	0.00	9,519.00	120,117.00	120,868.00	120,868.00	120,117.00	120,117.00	130,387.00	0.00	10,270.00
431.01.00 : TOTAL	0.00	86,822.00	1,089,841.00	1,094,571.00	1,094,571.00	1,089,841.00	1,089,841.00	1,181,393.00	0.00	91,552.00
431.01 : TOTAL	0.00	86,822.00	1,089,841.00	1,094,571.00	1,094,571.00	1,089,841.00	1,089,841.00	1,181,393.00	0.00	91,552.00
431.02.00.01	0.00	434,513.00	5,446,586.00	5,469,182.00	5,469,182.00	5,446,586.00	5,446,586.00	5,903,695.00	0.00	457,109.00
431.02.00.02	0.00	48,663.00	614,556.00	616,816.00	616,816.00	614,556.00	614,556.00	665,479.00	0.00	50,923.00
431.02.00.04	0.00	59,494.00	750,767.00	755,462.00	755,462.00	750,767.00	750,767.00	814,956.00	0.00	64,189.00
431.02.00.05	0.00	340,541.00	5,113,096.00	5,169,390.00	5,169,390.00	5,113,096.00	5,113,096.00	5,509,931.00	0.00	396,835.00
431.02.00 : TOTAL	0.00	883,211.00	11,925,005.00	12,010,850.00	12,010,850.00	11,925,005.00	11,925,005.00	12,894,061.00	0.00	969,056.00
431.02 : TOTAL	0.00	883,211.00	11,925,005.00	12,010,850.00	12,010,850.00	11,925,005.00	11,925,005.00	12,894,061.00	0.00	969,056.00
431.04.00.01	0.00	171,028.00	2,125,146.00	2,134,940.00	2,134,940.00	2,125,146.00	2,125,146.00	2,305,968.00	0.00	180,822.00
431.04.00.02	0.00	18,872.00	241,528.00	243,029.00	243,029.00	241,528.00	241,528.00	261,901.00	0.00	20,373.00
431.04.00.04	0.00	23,792.00	298,715.00	300,599.00	300,599.00	298,715.00	298,715.00	324,391.00	0.00	25,676.00
431.04.00.05	0.00	134,262.00	2,001,588.00	2,022,789.00	2,022,789.00	2,001,588.00	2,001,588.00	2,157,051.00	0.00	153,463.00
431.04.00 : TOTAL	0.00	347,954.00	4,666,977.00	4,701,357.00	4,701,357.00	4,666,977.00	4,666,977.00	5,049,311.00	0.00	382,334.00
431.04 : TOTAL	0.00	347,954.00	4,666,977.00	4,701,357.00	4,701,357.00	4,666,977.00	4,666,977.00	5,049,311.00	0.00	382,334.00
431.06.00.01	0.00	38,600.00	479,777.00	481,939.00	481,939.00	479,777.00	479,777.00	520,539.00	0.00	40,762.00
431.06.00.02	0.00	4,246.00	54,368.00	54,706.00	54,706.00	54,368.00	54,368.00	58,952.00	0.00	4,584.00
431.06.00.04	0.00	5,354.00	67,332.00	67,755.00	67,755.00	67,332.00	67,332.00	73,109.00	0.00	5,777.00
431.06.00.05	0.00	30,294.00	451,051.00	455,949.00	455,949.00	451,051.00	451,051.00	486,243.00	0.00	35,192.00
431.06.00 : TOTAL	0.00	78,494.00	1,052,528.00	1,060,349.00	1,060,349.00	1,052,528.00	1,052,528.00	1,138,843.00	0.00	86,315.00
431.06 : TOTAL	0.00	78,494.00	1,052,528.00	1,060,349.00	1,060,349.00	1,052,528.00	1,052,528.00	1,138,843.00	0.00	86,315.00
431 : TOTAL	0.00	1,396,481.00	18,734,351.00	18,867,127.00	18,867,127.00	18,734,351.00	18,734,351.00	20,263,608.00	0.00	1,529,257.00
442.03.00	0.00	0.00	21,876.51	22,440.81	22,440.81	21,876.51	21,876.51	22,440.81	0.00	564.30
442.03 : TOTAL	0.00	0.00	21,876.51	22,440.81	22,440.81	21,876.51	21,876.51	22,440.81	0.00	564.30
442.07.00	0.00	21,318.73	25,654.28	4,335.55	4,335.55	25,654.28	25,654.28	25,654.28	0.00	0.00
442.07 : TOTAL	0.00	21,318.73	25,654.28	4,335.55	4,335.55	25,654.28	25,654.28	25,654.28	0.00	0.00
442.08.01	0.00	0.00	0.00	3,213.47	3,213.47	0.00	0.00	3,213.47	0.00	3,213.47
442.08 : TOTAL	0.00	0.00	0.00	3,213.47	3,213.47	0.00	0.00	3,213.47	0.00	3,213.47
442 : TOTAL	0.00	21,318.73	47,530.79	29,989.83	29,989.83	47,530.79	47,530.79	51,308.56	0.00	3,777.77
444.00.00.01	0.00	111,298.00	1,410,889.00	1,416,520.00	1,416,520.00	1,410,889.00	1,410,889.00	1,527,818.00	0.00	116,929.00
444.00.00.02	0.00	12,419.00	161,079.00	161,856.00	161,856.00	161,079.00	161,079.00	174,275.00	0.00	13,196.00
444.00.00.04	0.00	14,819.00	187,558.00	188,821.00	188,821.00	187,558.00	187,558.00	203,640.00	0.00	16,082.00
444.00.00.05	0.00	87,808.00	1,303,043.00	1,316,429.00	1,316,429.00	1,303,043.00	1,303,043.00	1,404,237.00	0.00	101,194.00
444.00.00 : TOTAL	0.00	226,344.00	3,062,569.00	3,083,626.00	3,083,626.00	3,062,569.00	3,062,569.00	3,309,970.00	0.00	247,401.00
444.00 : TOTAL	0.00	226,344.00	3,062,569.00	3,083,626.00	3,083,626.00	3,062,569.00	3,062,569.00	3,309,970.00	0.00	247,401.00
444.01.00.01	0.00	21,961.00	345,338.00	354,026.00	354,026.00	345,338.00	345,338.00	375,987.00	0.00	30,649.00
444.01.00.02	0.00	2,128.00	27,759.00	27,961.00	27,961.00	27,759.00	27,759.00	30,089.00	0.00	2,330.00
444.01.00 : TOTAL	0.00	24,089.00	373,097.00	381,987.00	381,987.00	373,097.00	373,097.00	406,076.00	0.00	32,979.00
444.01 : TOTAL	0.00	24,089.00	373,097.00	381,987.00	381,987.00	373,097.00	373,097.00	406,076.00	0.00	32,979.00

Simbol Cont	SOLD INITIAL		RULAJE CURENTE		RULAJE CUMULATE AN		TOTAL SUME		SOLD FINAL	
	DEBIT	CREDIT	DEBIT	CREDIT	DEBIT	CREDIT	DEBIT	CREDIT	DEBIT	CREDIT
446 : TOTAL	0.00	24,082.00	373,097.00	381,987.00	373,097.00	381,987.00	373,097.00	406,076.00	0.00	32,979.00
448.01.001.01	0.00	0.00	113,828.00	113,828.00	113,828.00	113,828.00	113,828.00	113,828.00	0.00	0.00
448.01.001 : TOTAL	0.00	0.00	113,828.00	113,828.00	113,828.00	113,828.00	113,828.00	113,828.00	0.00	0.00
448.01.00 : TOTAL	0.00	0.00	113,828.00	113,828.00	113,828.00	113,828.00	113,828.00	113,828.00	0.00	0.00
448.01 : TOTAL	0.00	0.00	113,828.00	113,828.00	113,828.00	113,828.00	113,828.00	113,828.00	0.00	0.00
448 : TOTAL	0.00	0.00	113,828.00	113,828.00	113,828.00	113,828.00	113,828.00	113,828.00	0.00	0.00
458.03.02	0.00	0.00	600.59	600.59	600.59	600.59	600.59	600.59	0.00	0.00
458.03 : TOTAL	0.00	0.00	600.59	600.59	600.59	600.59	600.59	600.59	0.00	0.00
458 : TOTAL	0.00	0.00	600.59	600.59	600.59	600.59	600.59	600.59	0.00	0.00
461.01.01	270,464.00	0.00	-113,408.18	1,024.63	-113,408.18	1,024.63	157,055.82	1,024.63	156,031.19	0.00
461.01.09.01	0.00	0.00	22,026.98	22,026.98	22,026.98	22,026.98	22,026.98	22,026.98	0.00	0.00
461.01.09 : TOTAL	0.00	0.00	22,026.98	22,026.98	22,026.98	22,026.98	22,026.98	22,026.98	0.00	0.00
461.01 : TOTAL	270,464.00	0.00	-91,381.20	23,051.61	-91,381.20	23,051.61	179,082.80	23,051.61	156,031.19	0.00
461 : TOTAL	270,464.00	0.00	-91,381.20	23,051.61	-91,381.20	23,051.61	179,082.80	23,051.61	156,031.19	0.00
462.01.09.01	0.00	665.22	4,992.60	4,553.04	4,992.60	4,553.04	4,992.60	5,218.26	0.00	225.66
462.01.09.02	0.00	0.00	25,928.64	25,928.64	25,928.64	25,928.64	25,928.64	25,928.64	0.00	0.00
462.01.09.04	0.00	0.00	2,380.00	2,380.00	2,380.00	2,380.00	2,380.00	2,380.00	0.00	0.00
462.01.09.06	0.00	1,163.40	68,718.40	67,555.00	68,718.40	67,555.00	68,718.40	68,718.40	0.00	0.00
462.01.09 : TOTAL	0.00	1,828.62	102,019.64	100,416.68	102,019.64	100,416.68	102,019.64	102,245.30	0.00	225.66
462.01 : TOTAL	0.00	1,828.62	102,019.64	100,416.68	102,019.64	100,416.68	102,019.64	102,245.30	0.00	225.66
462 : TOTAL	0.00	1,828.62	102,019.64	100,416.68	102,019.64	100,416.68	102,019.64	102,245.30	0.00	225.66
468.01.07	0.00	0.00	1,000,000.00	1,000,000.00	1,000,000.00	1,000,000.00	1,000,000.00	1,000,000.00	0.00	0.00
468.01 : TOTAL	0.00	0.00	1,000,000.00	1,000,000.00	1,000,000.00	1,000,000.00	1,000,000.00	1,000,000.00	0.00	0.00
468 : TOTAL	0.00	0.00	1,000,000.00	1,000,000.00	1,000,000.00	1,000,000.00	1,000,000.00	1,000,000.00	0.00	0.00
512.01.02.01	0.00	0.00	178.03	178.03	178.03	178.03	178.03	178.03	0.00	0.00
512.01.02 : TOTAL	0.00	0.00	178.03	178.03	178.03	178.03	178.03	178.03	0.00	0.00
512.01 : TOTAL	0.00	0.00	178.03	178.03	178.03	178.03	178.03	178.03	0.00	0.00
519.01.07	0.00	0.00	1,000,000.00	1,000,000.00	1,000,000.00	1,000,000.00	1,000,000.00	1,000,000.00	0.00	0.00
519.01 : TOTAL	0.00	0.00	1,000,000.00	1,000,000.00	1,000,000.00	1,000,000.00	1,000,000.00	1,000,000.00	0.00	0.00
519 : TOTAL	0.00	0.00	1,000,000.00	1,000,000.00	1,000,000.00	1,000,000.00	1,000,000.00	1,000,000.00	0.00	0.00
531.01.01	0.00	0.00	199,747.39	199,747.39	199,747.39	199,747.39	199,747.39	199,747.39	0.00	0.00
531.01 : TOTAL	0.00	0.00	199,747.39	199,747.39	199,747.39	199,747.39	199,747.39	199,747.39	0.00	0.00
531 : TOTAL	0.00	0.00	199,747.39	199,747.39	199,747.39	199,747.39	199,747.39	199,747.39	0.00	0.00
532.01.00	498.70	0.00	2,770.00	2,957.70	2,770.00	2,957.70	3,268.70	2,957.70	311.00	0.00
532.01 : TOTAL	498.70	0.00	2,770.00	2,957.70	2,770.00	2,957.70	3,268.70	2,957.70	311.00	0.00
532.00	0.00	0.00	285,250.00	285,250.00	285,250.00	285,250.00	285,250.00	285,250.00	0.00	0.00
532.08 : TOTAL	0.00	0.00	285,250.00	285,250.00	285,250.00	285,250.00	285,250.00	285,250.00	0.00	0.00
532.08 : TOTAL	0.00	0.00	285,250.00	285,250.00	285,250.00	285,250.00	285,250.00	285,250.00	0.00	0.00
532 : TOTAL	498.70	0.00	288,020.00	288,207.70	288,020.00	288,207.70	288,518.70	288,207.70	311.00	0.00
550.01.01.2	6,085.37	0.00	17,923.05	0.00	17,923.05	0.00	24,008.42	0.00	24,008.42	0.00
550.01.01 : TOTAL	6,085.37	0.00	17,923.05	0.00	17,923.05	0.00	24,008.42	0.00	24,008.42	0.00
550.01.02.01	102,490.50	0.00	7,874.41	18,758.65	7,874.41	18,758.65	110,364.91	18,758.65	91,606.26	0.00
550.01.02 : TOTAL	102,490.50	0.00	7,874.41	18,758.65	7,874.41	18,758.65	110,364.91	18,758.65	91,606.26	0.00
550.01 : TOTAL	108,575.87	0.00	25,797.46	18,758.65	25,797.46	18,758.65	134,373.33	18,758.65	115,614.68	0.00


Symbol Cont	SOLD INITIAL		RULAJE CURENTE		RULAJE CUMULATE AN		TOTAL SUME		SOLD FINAL	
	DEBIT	CREDIT	DEBIT	CREDIT	DEBIT	CREDIT	DEBIT	CREDIT	DEBIT	CREDIT
550 : TOTAL	108,575.87	0.00	25,797.46	18,758.65	25,797.46	18,758.65	134,373.33	18,758.65	115,614.68	0.00
552.00.00.1	7,028.96	0.00	94,540.99	101,344.04	94,540.99	101,344.04	101,569.95	101,344.04	225.91	0.00
552.00.00 : TOTAL	7,028.96	0.00	94,540.99	101,344.04	94,540.99	101,344.04	101,569.95	101,344.04	225.91	0.00
552.00 : TOTAL	7,028.96	0.00	94,540.99	101,344.04	94,540.99	101,344.04	101,569.95	101,344.04	225.91	0.00
552 : TOTAL	7,028.96	0.00	94,540.99	101,344.04	94,540.99	101,344.04	101,569.95	101,344.04	225.91	0.00
560.01.01.1	0.00	0.00	13,884,351.14	13,884,351.14	13,884,351.14	13,884,351.14	13,884,351.14	13,884,351.14	0.00	0.00
560.01.01.10	0.00	0.00	88,448.00	88,448.00	88,448.00	88,448.00	88,448.00	88,448.00	0.00	0.00
560.01.01.12	0.00	0.00	3,312,249.72	3,312,249.72	3,312,249.72	3,312,249.72	3,312,249.72	3,312,249.72	0.00	0.00
560.01.01.13	0.00	0.00	20,914,468.00	20,914,468.00	20,914,468.00	20,914,468.00	20,914,468.00	20,914,468.00	0.00	0.00
560.01.01.14	0.00	0.00	1,330,700.00	1,330,700.00	1,330,700.00	1,330,700.00	1,330,700.00	1,330,700.00	0.00	0.00
560.01.01.18	0.00	0.00	16,577,086.00	16,577,086.00	16,577,086.00	16,577,086.00	16,577,086.00	16,577,086.00	0.00	0.00
560.01.01.19	0.00	0.00	4,254,835.01	4,254,835.01	4,254,835.01	4,254,835.01	4,254,835.01	4,254,835.01	0.00	0.00
560.01.01.2	0.00	0.00	310,763.51	310,763.51	310,763.51	310,763.51	310,763.51	310,763.51	0.00	0.00
560.01.01.22	0.00	0.00	600.59	600.59	600.59	600.59	600.59	600.59	0.00	0.00
560.01.01.3	0.00	0.00	1,076.95	1,076.95	1,076.95	1,076.95	1,076.95	1,076.95	0.00	0.00
560.01.01.6	0.00	0.00	3,229.33	3,229.33	3,229.33	3,229.33	3,229.33	3,229.33	0.00	0.00
560.01.01.7	0.00	0.00	2,212,280.07	2,212,280.07	2,212,280.07	2,212,280.07	2,212,280.07	2,212,280.07	0.00	0.00
560.01.01.8	0.00	0.00	11,827.19	11,827.19	11,827.19	11,827.19	11,827.19	11,827.19	0.00	0.00
560.01.01.8.2	0.00	0.00	188,400.98	188,400.98	188,400.98	188,400.98	188,400.98	188,400.98	0.00	0.00
560.01.01.8.5	0.00	0.00	1,000,000.00	1,000,000.00	1,000,000.00	1,000,000.00	1,000,000.00	1,000,000.00	0.00	0.00
560.01.01.9	0.00	0.00	62,006.20	62,006.20	62,006.20	62,006.20	62,006.20	62,006.20	0.00	0.00
560.01.01 : TOTAL	0.00	0.00	64,152,322.69	64,152,322.69	64,152,322.69	64,152,322.69	64,152,322.69	64,152,322.69	0.00	0.00
560.02.00	0.00	0.00	64,152,322.69	64,152,322.69	64,152,322.69	64,152,322.69	64,152,322.69	64,152,322.69	0.00	0.00
560.02.00 : TOTAL	0.00	0.00	63,152,322.69	63,152,322.69	63,152,322.69	63,152,322.69	63,152,322.69	63,152,322.69	0.00	0.00
560.03.00	0.00	0.00	63,152,322.69	63,152,322.69	63,152,322.69	63,152,322.69	63,152,322.69	63,152,322.69	0.00	0.00
560.03.00 : TOTAL	2,037,721.55	0.00	909,245.14	909,245.14	909,245.14	909,245.14	909,245.14	909,245.14	1,946,966.69	0.00
560.03 : TOTAL	2,037,721.55	0.00	909,245.14	909,245.14	909,245.14	909,245.14	909,245.14	909,245.14	1,946,966.69	0.00
560 : TOTAL	2,037,721.55	0.00	128,213,890.52	128,304,645.38	128,213,890.52	128,304,645.38	130,251,612.07	128,304,645.38	1,946,966.69	0.00
581.01.01	0.00	0.00	20,738.84	20,738.84	20,738.84	20,738.84	20,738.84	20,738.84	0.00	0.00
581.01 : TOTAL	0.00	0.00	20,738.84	20,738.84	20,738.84	20,738.84	20,738.84	20,738.84	0.00	0.00
581 : TOTAL	0.00	0.00	20,738.84	20,738.84	20,738.84	20,738.84	20,738.84	20,738.84	0.00	0.00
602.02.00.01	0.00	0.00	22,470.76	22,470.76	22,470.76	22,470.76	22,470.76	22,470.76	0.00	0.00
602.02.00.02	0.00	0.00	1,378.29	1,378.29	1,378.29	1,378.29	1,378.29	1,378.29	0.00	0.00
602.02.00 : TOTAL	0.00	0.00	23,849.05	23,849.05	23,849.05	23,849.05	23,849.05	23,849.05	0.00	0.00
602.02 : TOTAL	0.00	0.00	23,849.05	23,849.05	23,849.05	23,849.05	23,849.05	23,849.05	0.00	0.00
602.04.00.01	0.00	0.00	239,991.99	239,991.99	239,991.99	239,991.99	239,991.99	239,991.99	0.00	0.00
602.04.00 : TOTAL	0.00	0.00	239,991.99	239,991.99	239,991.99	239,991.99	239,991.99	239,991.99	0.00	0.00
602.04 : TOTAL	0.00	0.00	239,991.99	239,991.99	239,991.99	239,991.99	239,991.99	239,991.99	0.00	0.00
602.07.00.01	0.00	0.00	404,087.06	404,087.06	404,087.06	404,087.06	404,087.06	404,087.06	0.00	0.00
602.07.00.02	0.00	0.00	125,894.01	125,894.01	125,894.01	125,894.01	125,894.01	125,894.01	0.00	0.00
602.07.00 : TOTAL	0.00	0.00	529,981.07	529,981.07	529,981.07	529,981.07	529,981.07	529,981.07	0.00	0.00
602.07 : TOTAL	0.00	0.00	529,981.07	529,981.07	529,981.07	529,981.07	529,981.07	529,981.07	0.00	0.00
602.08.00.01	0.00	0.00	323,558.39	323,558.39	323,558.39	323,558.39	323,558.39	323,558.39	0.00	0.00
602.08.00.01.01	0.00	0.00	-0.02	-0.02	-0.02	-0.02	-0.02	-0.02	0.00	0.00

Simbol Cont	SOLD INITIAL		RULAJE CURENTE		RULAJE CUMULATE AN		TOTAL SUME		SOLD FINAL	
	DEBIT	CREDIT	DEBIT	CREDIT	DEBIT	CREDIT	DEBIT	CREDIT	DEBIT	CREDIT
602.08.00.01 : TOTAL	0.00	0.00	323,558.37	323,558.37	323,558.37	323,558.37	323,558.37	323,558.37	0.00	0.00
602.08.00.02	0.00	0.00	20,613.33	20,613.33	20,613.33	20,613.33	20,613.33	20,613.33	0.00	0.00
602.08.00 : TOTAL	0.00	0.00	344,171.70	344,171.70	344,171.70	344,171.70	344,171.70	344,171.70	0.00	0.00
602.08 : TOTAL	0.00	0.00	344,171.70	344,171.70	344,171.70	344,171.70	344,171.70	344,171.70	0.00	0.00
602.09.00.03.01	0.00	0.00	1,270,882.08	1,270,882.08	1,270,882.08	1,270,882.08	1,270,882.08	1,270,882.08	0.00	0.00
602.09.00.03.03	0.00	0.00	1,597,707.52	1,597,707.52	1,597,707.52	1,597,707.52	1,597,707.52	1,597,707.52	0.00	0.00
602.09.00.03.04	0.00	0.00	169,627.50	169,627.50	169,627.50	169,627.50	169,627.50	169,627.50	0.00	0.00
602.09.00.04.01	0.00	0.00	518,705.75	518,705.75	518,705.75	518,705.75	518,705.75	518,705.75	0.00	0.00
602.09.00.04.02	0.00	0.00	7,093.46	7,093.46	7,093.46	7,093.46	7,093.46	7,093.46	0.00	0.00
602.09.00.05.01	0.00	0.00	16,582.97	16,582.97	16,582.97	16,582.97	16,582.97	16,582.97	0.00	0.00
602.09.00.06.01	0.00	0.00	128,391.72	128,391.72	128,391.72	128,391.72	128,391.72	128,391.72	0.00	0.00
602.09.00.06.02	0.00	0.00	9,058.28	9,058.28	9,058.28	9,058.28	9,058.28	9,058.28	0.00	0.00
602.09.00 : TOTAL	0.00	0.00	3,718,049.28	3,718,049.28	3,718,049.28	3,718,049.28	3,718,049.28	3,718,049.28	0.00	0.00
602.09 : TOTAL	0.00	0.00	3,718,049.28	3,718,049.28	3,718,049.28	3,718,049.28	3,718,049.28	3,718,049.28	0.00	0.00
602 : TOTAL	0.00	0.00	4,856,043.09	4,856,043.09	4,856,043.09	4,856,043.09	4,856,043.09	4,856,043.09	0.00	0.00
603.00.00.01	0.00	0.00	53,464.80	53,464.80	53,464.80	53,464.80	53,464.80	53,464.80	0.00	0.00
603.00.00.02	0.00	0.00	940.09	940.09	940.09	940.09	940.09	940.09	0.00	0.00
603.00.00 : TOTAL	0.00	0.00	54,404.89	54,404.89	54,404.89	54,404.89	54,404.89	54,404.89	0.00	0.00
603.00 : TOTAL	0.00	0.00	54,404.89	54,404.89	54,404.89	54,404.89	54,404.89	54,404.89	0.00	0.00
603 : TOTAL	0.00	0.00	54,404.89	54,404.89	54,404.89	54,404.89	54,404.89	54,404.89	0.00	0.00
610.00.00	0.00	0.00	777,454.18	777,454.18	777,454.18	777,454.18	777,454.18	777,454.18	0.00	0.00
610.00 : TOTAL	0.00	0.00	777,454.18	777,454.18	777,454.18	777,454.18	777,454.18	777,454.18	0.00	0.00
610 : TOTAL	0.00	0.00	777,454.18	777,454.18	777,454.18	777,454.18	777,454.18	777,454.18	0.00	0.00
611.00.00	0.00	0.00	373,261.03	373,261.03	373,261.03	373,261.03	373,261.03	373,261.03	0.00	0.00
611.00 : TOTAL	0.00	0.00	373,261.03	373,261.03	373,261.03	373,261.03	373,261.03	373,261.03	0.00	0.00
611 : TOTAL	0.00	0.00	373,261.03	373,261.03	373,261.03	373,261.03	373,261.03	373,261.03	0.00	0.00
613.00.00	0.00	0.00	9,120.52	9,120.52	9,120.52	9,120.52	9,120.52	9,120.52	0.00	0.00
613.00 : TOTAL	0.00	0.00	9,120.52	9,120.52	9,120.52	9,120.52	9,120.52	9,120.52	0.00	0.00
613 : TOTAL	0.00	0.00	9,120.52	9,120.52	9,120.52	9,120.52	9,120.52	9,120.52	0.00	0.00
614.00.00	0.00	0.00	4,625.79	4,625.79	4,625.79	4,625.79	4,625.79	4,625.79	0.00	0.00
614.00 : TOTAL	0.00	0.00	4,625.79	4,625.79	4,625.79	4,625.79	4,625.79	4,625.79	0.00	0.00
614 : TOTAL	0.00	0.00	4,625.79	4,625.79	4,625.79	4,625.79	4,625.79	4,625.79	0.00	0.00
623.00.00	0.00	0.00	8,541.28	8,541.28	8,541.28	8,541.28	8,541.28	8,541.28	0.00	0.00
623.00 : TOTAL	0.00	0.00	8,541.28	8,541.28	8,541.28	8,541.28	8,541.28	8,541.28	0.00	0.00
623 : TOTAL	0.00	0.00	8,541.28	8,541.28	8,541.28	8,541.28	8,541.28	8,541.28	0.00	0.00
624.01.00	0.00	0.00	23,235.30	23,235.30	23,235.30	23,235.30	23,235.30	23,235.30	0.00	0.00
624.01 : TOTAL	0.00	0.00	23,235.30	23,235.30	23,235.30	23,235.30	23,235.30	23,235.30	0.00	0.00
624.01 : TOTAL	0.00	0.00	23,235.30	23,235.30	23,235.30	23,235.30	23,235.30	23,235.30	0.00	0.00
624.02.00	0.00	0.00	2,523.89	2,523.89	2,523.89	2,523.89	2,523.89	2,523.89	0.00	0.00
624.02 : TOTAL	0.00	0.00	2,523.89	2,523.89	2,523.89	2,523.89	2,523.89	2,523.89	0.00	0.00
624.02 : TOTAL	0.00	0.00	2,523.89	2,523.89	2,523.89	2,523.89	2,523.89	2,523.89	0.00	0.00
624 : TOTAL	0.00	0.00	25,759.19	25,759.19	25,759.19	25,759.19	25,759.19	25,759.19	0.00	0.00
626.00.00	0.00	0.00	61,243.72	61,243.72	61,243.72	61,243.72	61,243.72	61,243.72	0.00	0.00
626.00 : TOTAL	0.00	0.00	61,243.72	61,243.72	61,243.72	61,243.72	61,243.72	61,243.72	0.00	0.00
626.00 : TOTAL	0.00	0.00	61,243.72	61,243.72	61,243.72	61,243.72	61,243.72	61,243.72	0.00	0.00
626 : TOTAL	0.00	0.00	61,243.72	61,243.72	61,243.72	61,243.72	61,243.72	61,243.72	0.00	0.00
627.00.00	0.00	0.00	20.00	20.00	20.00	20.00	20.00	20.00	0.00	0.00
627.00.00	0.00	0.00	20.00	20.00	20.00	20.00	20.00	20.00	0.00	0.00
627.00.00	0.00	0.00	20.00	20.00	20.00	20.00	20.00	20.00	0.00	0.00

Symbol Cont	SOLD INITIAL		RULAJE CURENTE		RULAJE CUMULATE AN		TOTAL SUME		SOLD FINAL	
	DEBIT	CREDIT	DEBIT	CREDIT	DEBIT	CREDIT	DEBIT	CREDIT	DEBIT	CREDIT
627.00 : TOTAL	0.00	0.00	20.00	20.00	20.00	20.00	20.00	20.00	20.00	0.00
627 : TOTAL	0.00	0.00	20.00	20.00	20.00	20.00	20.00	20.00	20.00	0.00
628.00.00	0.00	0.00	2,310,243.11	2,310,243.11	2,310,243.11	2,310,243.11	2,310,243.11	2,310,243.11	2,310,243.11	0.00
628.00 : TOTAL	0.00	0.00	2,310,243.11	2,310,243.11	2,310,243.11	2,310,243.11	2,310,243.11	2,310,243.11	2,310,243.11	0.00
628 : TOTAL	0.00	0.00	2,310,243.11	2,310,243.11	2,310,243.11	2,310,243.11	2,310,243.11	2,310,243.11	2,310,243.11	0.00
629.01.00	0.00	0.00	118,983.12	118,983.12	118,983.12	118,983.12	118,983.12	118,983.12	118,983.12	0.00
629.01 : TOTAL	0.00	0.00	118,983.12	118,983.12	118,983.12	118,983.12	118,983.12	118,983.12	118,983.12	0.00
629 : TOTAL	0.00	0.00	118,983.12	118,983.12	118,983.12	118,983.12	118,983.12	118,983.12	118,983.12	0.00
635.01.00.01	0.00	0.00	354,042.67	354,042.67	354,042.67	354,042.67	354,042.67	354,042.67	354,042.67	0.00
635.01.00.02	0.00	0.00	27,961.00	27,961.00	27,961.00	27,961.00	27,961.00	27,961.00	27,961.00	0.00
635.01.00 : TOTAL	0.00	0.00	382,003.67	382,003.67	382,003.67	382,003.67	382,003.67	382,003.67	382,003.67	0.00
635.01 : TOTAL	0.00	0.00	382,003.67	382,003.67	382,003.67	382,003.67	382,003.67	382,003.67	382,003.67	0.00
635 : TOTAL	0.00	0.00	382,003.67	382,003.67	382,003.67	382,003.67	382,003.67	382,003.67	382,003.67	0.00
641.00.00.01	0.00	0.00	21,419,627.00	21,419,627.00	21,419,627.00	21,419,627.00	21,419,627.00	21,419,627.00	21,419,627.00	0.00
641.00.00.02	0.00	0.00	2,431,308.00	2,431,308.00	2,431,308.00	2,431,308.00	2,431,308.00	2,431,308.00	2,431,308.00	0.00
641.00.00.04	0.00	0.00	3,011,345.00	3,011,345.00	3,011,345.00	3,011,345.00	3,011,345.00	3,011,345.00	3,011,345.00	0.00
641.00.00.05	0.00	0.00	20,264,363.00	20,264,363.00	20,264,363.00	20,264,363.00	20,264,363.00	20,264,363.00	20,264,363.00	0.00
641.00.00 : TOTAL	0.00	0.00	47,126,643.00	47,126,643.00	47,126,643.00	47,126,643.00	47,126,643.00	47,126,643.00	47,126,643.00	0.00
641.00 : TOTAL	0.00	0.00	47,126,643.00	47,126,643.00	47,126,643.00	47,126,643.00	47,126,643.00	47,126,643.00	47,126,643.00	0.00
641 : TOTAL	0.00	0.00	47,126,643.00	47,126,643.00	47,126,643.00	47,126,643.00	47,126,643.00	47,126,643.00	47,126,643.00	0.00
642.00.00.07	0.00	0.00	246,150.00	246,150.00	246,150.00	246,150.00	246,150.00	246,150.00	246,150.00	0.00
642.00.00.08	0.00	0.00	39,100.00	39,100.00	39,100.00	39,100.00	39,100.00	39,100.00	39,100.00	0.00
642.00.00 : TOTAL	0.00	0.00	285,250.00	285,250.00	285,250.00	285,250.00	285,250.00	285,250.00	285,250.00	0.00
642.00 : TOTAL	0.00	0.00	285,250.00	285,250.00	285,250.00	285,250.00	285,250.00	285,250.00	285,250.00	0.00
642 : TOTAL	0.00	0.00	285,250.00	285,250.00	285,250.00	285,250.00	285,250.00	285,250.00	285,250.00	0.00
645.01.00.01	0.00	0.00	875,019.00	875,019.00	875,019.00	875,019.00	875,019.00	875,019.00	875,019.00	0.00
645.01.00.02	0.00	0.00	98,684.00	98,684.00	98,684.00	98,684.00	98,684.00	98,684.00	98,684.00	0.00
645.01.00.04	0.00	0.00	120,868.00	120,868.00	120,868.00	120,868.00	120,868.00	120,868.00	120,868.00	0.00
645.01.00 : TOTAL	0.00	0.00	1,094,571.00	1,094,571.00	1,094,571.00	1,094,571.00	1,094,571.00	1,094,571.00	1,094,571.00	0.00
645.01 : TOTAL	0.00	0.00	1,094,571.00	1,094,571.00	1,094,571.00	1,094,571.00	1,094,571.00	1,094,571.00	1,094,571.00	0.00
645.07.00.01	0.00	0.00	481,939.00	481,939.00	481,939.00	481,939.00	481,939.00	481,939.00	481,939.00	0.00
645.07.00.02	0.00	0.00	54,706.00	54,706.00	54,706.00	54,706.00	54,706.00	54,706.00	54,706.00	0.00
645.07.00.04	0.00	0.00	67,755.00	67,755.00	67,755.00	67,755.00	67,755.00	67,755.00	67,755.00	0.00
645.07.00.05	0.00	0.00	455,949.00	455,949.00	455,949.00	455,949.00	455,949.00	455,949.00	455,949.00	0.00
645.07.00 : TOTAL	0.00	0.00	1,060,349.00	1,060,349.00	1,060,349.00	1,060,349.00	1,060,349.00	1,060,349.00	1,060,349.00	0.00
645.07 : TOTAL	0.00	0.00	1,060,349.00	1,060,349.00	1,060,349.00	1,060,349.00	1,060,349.00	1,060,349.00	1,060,349.00	0.00
645 : TOTAL	0.00	0.00	2,154,920.00	2,154,920.00	2,154,920.00	2,154,920.00	2,154,920.00	2,154,920.00	2,154,920.00	0.00
658.01.01	0.00	0.00	37,894.16	37,894.16	37,894.16	37,894.16	37,894.16	37,894.16	37,894.16	0.00
658.01 : TOTAL	0.00	0.00	37,894.16	37,894.16	37,894.16	37,894.16	37,894.16	37,894.16	37,894.16	0.00
658 : TOTAL	0.00	0.00	37,894.16	37,894.16	37,894.16	37,894.16	37,894.16	37,894.16	37,894.16	0.00
665.02.00	0.00	0.00	205.88	205.88	205.88	205.88	205.88	205.88	205.88	0.00
665.02 : TOTAL	0.00	0.00	205.88	205.88	205.88	205.88	205.88	205.88	205.88	0.00
665 : TOTAL	0.00	0.00	205.88	205.88	205.88	205.88	205.88	205.88	205.88	0.00
681.01.00.1	0.00	0.00	567,625.12	567,625.12	567,625.12	567,625.12	567,625.12	567,625.12	567,625.12	0.00

Simbol Cont	SOLD INITIAL		RULAJE CURENTE		RULAJE CUMULATE AN		TOTAL SUME		SOLD FINAL	
	DEBIT	CREDIT	DEBIT	CREDIT	DEBIT	CREDIT	DEBIT	CREDIT	DEBIT	CREDIT
681.01.00.2	0.00	0.00	21,208.44	21,208.44	21,208.44	21,208.44	21,208.44	21,208.44	0.00	0.00
681.01.00 : TOTAL	0.00	0.00	588,833.56	588,833.56	588,833.56	588,833.56	588,833.56	588,833.56	0.00	0.00
681.01 : TOTAL	0.00	0.00	588,833.56	588,833.56	588,833.56	588,833.56	588,833.56	588,833.56	0.00	0.00
682.01.09	0.00	0.00	873,248.56	873,248.56	873,248.56	873,248.56	873,248.56	873,248.56	0.00	0.00
682.01 : TOTAL	0.00	0.00	873,248.56	873,248.56	873,248.56	873,248.56	873,248.56	873,248.56	0.00	0.00
750.02.00	0.00	0.00	2,380.00	2,380.00	2,380.00	2,380.00	2,380.00	2,380.00	0.00	0.00
750.02 : TOTAL	0.00	0.00	2,380.00	2,380.00	2,380.00	2,380.00	2,380.00	2,380.00	0.00	0.00
750 : TOTAL	0.00	0.00	2,380.00	2,380.00	2,380.00	2,380.00	2,380.00	2,380.00	0.00	0.00
751.01.00.1	0.00	0.00	36,056,512.11	36,056,512.11	36,056,512.11	36,056,512.11	36,056,512.11	36,056,512.11	0.00	0.00
751.01.00.10	0.00	0.00	29,560.00	29,560.00	29,560.00	29,560.00	29,560.00	29,560.00	0.00	0.00
751.01.00.2	0.00	0.00	59,244.67	59,244.67	59,244.67	59,244.67	59,244.67	59,244.67	0.00	0.00
751.01.00.2.01	0.00	0.00	252,398.84	252,398.84	252,398.84	252,398.84	252,398.84	252,398.84	0.00	0.00
751.01.00.2.03	0.00	0.00	17,166.69	17,166.69	17,166.69	17,166.69	17,166.69	17,166.69	0.00	0.00
751.01.00.2 : TOTAL	0.00	0.00	328,810.20	328,810.20	328,810.20	328,810.20	328,810.20	328,810.20	0.00	0.00
751.01.00.3	0.00	0.00	14,000.00	14,000.00	14,000.00	14,000.00	14,000.00	14,000.00	0.00	0.00
751.01.00.6	0.00	0.00	3,341,899.72	3,341,899.72	3,341,899.72	3,341,899.72	3,341,899.72	3,341,899.72	0.00	0.00
751.01.00.7	0.00	0.00	2,515,262.75	2,515,262.75	2,515,262.75	2,515,262.75	2,515,262.75	2,515,262.75	0.00	0.00
751.01.00.8	0.00	0.00	21,208,818.00	21,208,818.00	21,208,818.00	21,208,818.00	21,208,818.00	21,208,818.00	0.00	0.00
751.01.00.9	0.00	0.00	1,519,100.98	1,519,100.98	1,519,100.98	1,519,100.98	1,519,100.98	1,519,100.98	0.00	0.00
751.01.00 : TOTAL	0.00	0.00	65,013,963.76	65,013,963.76	65,013,963.76	65,013,963.76	65,013,963.76	65,013,963.76	0.00	0.00
751.01 : TOTAL	0.00	0.00	65,013,963.76	65,013,963.76	65,013,963.76	65,013,963.76	65,013,963.76	65,013,963.76	0.00	0.00
751.05.00.1	0.00	0.00	10,053.05	10,053.05	10,053.05	10,053.05	10,053.05	10,053.05	0.00	0.00
751.05.00.10	0.00	0.00	407.50	407.50	407.50	407.50	407.50	407.50	0.00	0.00
751.05.00.11	0.00	0.00	75.00	75.00	75.00	75.00	75.00	75.00	0.00	0.00
751.05.00.3	0.00	0.00	244.47	244.47	244.47	244.47	244.47	244.47	0.00	0.00
751.05.00.5	0.00	0.00	264.18	264.18	264.18	264.18	264.18	264.18	0.00	0.00
751.05.00.6	0.00	0.00	656,130.62	656,130.62	656,130.62	656,130.62	656,130.62	656,130.62	0.00	0.00
751.05.00.9	0.00	0.00	4,246.35	4,246.35	4,246.35	4,246.35	4,246.35	4,246.35	0.00	0.00
751.05.00 : TOTAL	0.00	0.00	671,421.17	671,421.17	671,421.17	671,421.17	671,421.17	671,421.17	0.00	0.00
751.05 : TOTAL	0.00	0.00	671,421.17	671,421.17	671,421.17	671,421.17	671,421.17	671,421.17	0.00	0.00
751 : TOTAL	0.00	0.00	65,685,384.93	65,685,384.93	65,685,384.93	65,685,384.93	65,685,384.93	65,685,384.93	0.00	0.00
765.02.00	0.00	0.00	2.85	2.85	2.85	2.85	2.85	2.85	0.00	0.00
765.02 : TOTAL	0.00	0.00	2.85	2.85	2.85	2.85	2.85	2.85	0.00	0.00
765 : TOTAL	0.00	0.00	2.85	2.85	2.85	2.85	2.85	2.85	0.00	0.00
770.00.00.001	0.00	0.00	33,579,906.65	33,579,906.65	33,579,906.65	33,579,906.65	33,579,906.65	33,579,906.65	0.00	0.00
770.00.00.005	0.00	0.00	25,403,667.70	25,403,667.70	25,403,667.70	25,403,667.70	25,403,667.70	25,403,667.70	0.00	0.00
770.00.00.006	0.00	0.00	4,260,739.01	4,260,739.01	4,260,739.01	4,260,739.01	4,260,739.01	4,260,739.01	0.00	0.00
770.00.00 : TOTAL	0.00	0.00	63,244,313.36	63,244,313.36	63,244,313.36	63,244,313.36	63,244,313.36	63,244,313.36	0.00	0.00
770.00 : TOTAL	0.00	0.00	63,244,313.36	63,244,313.36	63,244,313.36	63,244,313.36	63,244,313.36	63,244,313.36	0.00	0.00
770 : TOTAL	0.00	0.00	63,244,313.36	63,244,313.36	63,244,313.36	63,244,313.36	63,244,313.36	63,244,313.36	0.00	0.00
772.02.00	0.00	0.00	4,254,835.01	4,254,835.01	4,254,835.01	4,254,835.01	4,254,835.01	4,254,835.01	0.00	0.00
772 : TOTAL	0.00	0.00	4,254,835.01	4,254,835.01	4,254,835.01	4,254,835.01	4,254,835.01	4,254,835.01	0.00	0.00

Symbol Cont	SOLD INITIAL		RULAJE CURENTE		RULAJE CUMULATE AN		TOTAL SUME		SOLD FINAL	
	DEBIT	CREDIT	DEBIT	CREDIT	DEBIT	CREDIT	DEBIT	CREDIT	DEBIT	CREDIT
778.00.00	0.00	0.00	600.59	600.59	600.59	600.59	600.59	600.59	0.00	0.00
778.00 : TOTAL	0.00	0.00	600.59	600.59	600.59	600.59	600.59	600.59	0.00	0.00
778 : TOTAL	0.00	0.00	600.59	600.59	600.59	600.59	600.59	600.59	0.00	0.00
779.01.01	0.00	0.00	37,894.16	37,894.16	37,894.16	37,894.16	37,894.16	37,894.16	0.00	0.00
779.01 : TOTAL	0.00	0.00	37,894.16	37,894.16	37,894.16	37,894.16	37,894.16	37,894.16	0.00	0.00
779 : TOTAL	0.00	0.00	37,894.16	37,894.16	37,894.16	37,894.16	37,894.16	37,894.16	0.00	0.00
TOTAL GENERAL	56,898,473.91	56,898,473.91	651,351,481.56	651,351,481.56	651,351,481.56	651,351,481.56	708,249,955.47	708,249,955.47	67,764,388.54	67,764,388.54



MANAGER  
**DR. MURESAN VASILE**  
 DIRECTOR FINANCIAR CONTABIL  
 EC. ANCA ELENA SILASI

*(Handwritten signature)*



## SP CLINIC DE PNEUMOFIZIOLOGIE LEON DANIELLO - CLUJ

Utilizator: EC. SILAS ANCA

## Balanta cont 40 - FURNIZORI SI CONTURI ASIMILATE

Perioada: 01.01.2019 - 31.12.2019

- Lei noi -

Explicatii	Cod fiscal	Sold initial	Facturi	Plati	Sold final
401.01.00.002 DANIANA	14493308	1,777.81	77,560.14	79,070.68	267.27
401.01.00.006 PAUL HARTMANN S.R.L.	3102390	0.00	45,365.18	45,365.18	0.00
401.01.00.010 CO & CO CONSUMER S.R.L.	14934994	0.00	2,865.52	2,865.52	0.00
401.01.00.013 MEDIPLUS EXIM S.A.	9311280	0.00	238,376.15	238,376.15	0.00
401.01.00.014 EUROPHARM HOLDING S.A.	6567900	0.00	53,187.74	53,187.74	0.00
401.01.00.019 FILDAS TRADING S.R.L.	4851409	0.00	725.94	725.94	0.00
401.01.00.020 FRESENIUS KABI	3391027	0.00	38,404.43	38,404.43	0.00
401.01.00.025 FELSIN FARM S.R.L.	3024756	0.00	54,085.92	54,085.92	0.00
401.01.00.027 B BRAUN MEDICAL S.R.L.	11080242	476.00	138,484.15	138,960.15	0.00
401.01.00.028 PHARMA S.A IASI	13591928	0.00	57,817.75	57,817.75	0.00
401.01.00.040 PETEAN STEFAN	1540314120759	0.00	65,155.80	65,155.80	0.00
401.01.00.045 COMPANIA NATIONALA UNIFARM S.A.	11653560	0.00	131,136.47	131,136.47	0.00
401.01.00.047 ROMASTRU TRADING S.R.L.	6769462	0.00	9,613.80	9,613.80	0.00
401.01.00.048 ISCIR SIBIU	6762596	0.00	150.00	150.00	0.00
401.01.00.049 FILDER DHR CLUJ NAPOCA	32809183	0.00	49.94	49.94	0.00
401.01.00.051 CINA CARMANGERIE	2878920	0.00	80,215.97	80,215.97	0.00
401.01.00.053 EXIMAL IMPEX SRL	6702713	0.00	25,174.48	25,174.48	0.00
401.01.00.055 METRO & CARRY ROMANIA SRL	8119423	0.00	154,200.19	154,200.19	0.00
401.01.00.058 MEDICLIM S.R.L.	6300279	0.00	5,030.13	5,030.13	0.00
401.01.00.059 PARTNERS MEDICAL SOLUTION S.R.L.	12036920	0.00	10,504.73	10,504.73	0.00
401.01.00.060 AMS 2000 TRADING IMPEX S.R.L.	9603757	0.00	4,331.60	4,331.60	0.00
401.01.00.068 ACOOR SERVICE	10696741	0.00	285,283.95	285,283.95	0.00
401.01.00.083 DDS DIAGNOSTIC SRL	14688172	0.00	1,213.80	1,213.80	0.00
401.01.00.086 BRINOVA SRL	3385572	0.00	37,485.00	37,485.00	0.00
401.01.00.087 PROTAR SERVICE S.R.L.	5066847	0.00	613.92	613.92	0.00
401.01.00.088 CLINI LAB SRL	3102218	0.00	354.62	354.62	0.00
401.01.00.089 TEHNO IMPLANT D S R L	11993520	0.00	868.70	868.70	0.00
401.01.00.091 CALATAN MARIA PFA	39693387	0.00	66,200.00	66,200.00	0.00
401.01.00.092 SAFETY BROKER DE ASIGURARE SRL	17437817	0.00	5,721.96	5,721.96	0.00
401.01.00.094 TUNIC PROD S.R.L.	3573061	0.00	1,774.29	1,774.29	0.00
401.01.00.095 MICROCOMPUTER SERVICE	2320656	0.00	105,948.00	105,948.00	0.00
401.01.00.098 TEHNO ELECTRO MEDICAL COMPANY	217930	2,754.85	132,293.85	135,048.70	0.00
401.01.00.100 CHIMWEST SRL	23764546	0.00	1,727.88	1,727.88	0.00

Explicatii	Cod fiscal	Sold initial	Facturi	Plati	Sold final
401.01.00.1000 CENTRUL DE CALCUL SA	2163993	0.00	3,213.00	3,213.00	0.00
401.01.00.1001 FELMEDICA	16152102	0.00	3,251.55	3,251.55	0.00
401.01.00.1003 A&A PRO DIAGNOSTIC SRL	23068692	142.80	714.00	856.80	0.00
401.01.00.1005 FARMACEUTICA REMEDIA DISTRIBUTION&LOGISTICS	3572074	0.00	29,991.10	29,991.10	0.00
401.01.00.1015 GENERAL PROIECT	641200	0.00	14,880.00	14,880.00	0.00
401.01.00.102 STIP PRODEXPO	6556286	0.00	994.84	994.84	0.00
401.01.00.1020 PFA RUS CLAUDIU	28986101	0.00	1,650.00	1,650.00	0.00
401.01.00.1021 SOFA SOFT	9601390	0.00	692.18	692.18	0.00
401.01.00.1022 GENERALI ASIGURARI	2886621	0.00	1,068.40	1,068.40	0.00
401.01.00.1023 EVOREVO SRL	32761476	0.00	1,387.18	1,387.18	0.00
401.01.00.1024 CAFF DIGITAL	27462818	0.00	15,567.70	15,567.70	0.00
401.01.00.1026 DASCAL VASILE PFA	36112854	0.00	20,400.00	20,400.00	0.00
401.01.00.1028 ALVIS COMSERV SRL	9434259	0.00	3,831.89	3,831.89	0.00
401.01.00.1030 ELIT SRL	1444712	1,543.56	81,945.22	83,063.55	425.23
401.01.00.1034 AIR LIQUIDE VITALAIRE ROMANIA	18179732	0.00	14,600.44	14,600.44	0.00
401.01.00.104 TRANS MENTOR SRL	18284932	0.00	3,596.48	3,596.48	0.00
401.01.00.1045 HDL UNION	RO16946621	0.00	2,023.00	2,023.00	0.00
401.01.00.1046 TORUS PHARMA COMPANY SRL	31885669	0.00	1,071.00	1,071.00	0.00
401.01.00.105 BON TON HOTELS SRL	35351357	0.00	580.00	580.00	0.00
401.01.00.1050 VETRO DESIGN SRL	RO8409931	0.00	503.52	503.52	0.00
401.01.00.1052 DDD INSECTO SRL	34426060	0.00	2,380.00	2,380.00	0.00
401.01.00.1054 ELECTRONIC APRIL APARATURA ELECTRONICA SRL	6043132	0.00	19,227.64	19,227.64	0.00
401.01.00.1057 PLASTIC PROD SRL	1148928	0.00	833.00	833.00	0.00
401.01.00.1058 KARISSMED TRADE SRL	32813052	0.00	567.63	567.63	0.00
401.01.00.1059 JOHANES QUALITAT SRL	18456663	0.00	2,604.70	2,604.70	0.00
401.01.00.1060 PRAGMATIC TCV SRL	34314512	0.00	1,365.00	1,365.00	0.00
401.01.00.1062 BIOMEDICA MEDIZINPRODUKTE ROMANIA SRL	31101676	0.00	22,312.50	22,312.50	0.00
401.01.00.1064 DACIA SERVICE SRL	4636303	0.00	2,267.15	2,267.15	0.00
401.01.00.1066 STADT CONSTRUCT SRL	18887739	0.00	4,652.90	4,652.90	0.00
401.01.00.107 RD TECHNOLINE PROMPT SRL	33063994	0.00	13,548.15	13,548.15	0.00
401.01.00.1070 DACORUM GRUP	11609301	0.00	4,760.00	4,760.00	0.00
401.01.00.1075 CENTRUL MEDICAL UNIREA SRL	5919324	0.00	9,108.00	9,108.00	0.00
401.01.00.1077 PHARM AHEAD SRL	29852817	979.91	19,608.06	20,587.97	0.00
401.01.00.1079 ROPECO BUCURESTI SRL	4912700	193.97	799.11	993.08	0.00
401.01.00.1083 DYNAMIC TOOLS SRL	35959908	0.00	477.59	477.59	0.00
401.01.00.1084 M A CRISTINA SRL	4255520	0.00	4,148.11	4,148.11	0.00
401.01.00.1085 SAPACO 2000 SA	12358950	0.00	2,322.17	2,322.17	0.00

Explicatii	cod fiscal	Sold initial	Factura	Plati	Sold final
401.01.00.1086 SIMU M TUDOR DAN	37724849	0.00	72,381.00	72,381.00	0.00
401.01.00.1087 MEDICAMED MARKET SRL	25612609	0.00	10,598.74	10,598.74	0.00
401.01.00.1088 MEDIQ INNOVATIVE TECHNOLOGIES SRL	26308935	0.00	5,677.37	5,677.37	0.00
401.01.00.1090 IELCIU BIANCA MIHAELA	37681823	0.00	12,600.00	12,600.00	0.00
401.01.00.1091 MARLYD MEDICAL DEVICES SRL	32835700	0.00	636.53	636.53	0.00
401.01.00.1092 ZETMAN KRAFT	33028695	0.00	3,073.20	3,073.20	0.00
401.01.00.1094 DELGAZ GRID SA	10976687	0.00	85.64	85.64	0.00
401.01.00.1095 BIOMAXIMA CLINICAL SRL	28399247	0.00	2,581.23	2,581.23	0.00
401.01.00.1096 SORIMED DENTAL	29444257	0.00	49.98	49.98	0.00
401.01.00.1098 SOCIETATEA DE MEDICINA TRANSFUZIONALA KARL LANSTEI	36164730	0.00	400.00	400.00	0.00
401.01.00.1099 ACCENT MEDIA CO	16405922	0.00	833.00	833.00	0.00
401.01.00.110 PBX TELECOM	16469985	0.00	9,700.00	9,700.00	0.00
401.01.00.1100 NICA GREEN SOLUTIONS	25932379	0.00	20,099.10	20,099.10	0.00
401.01.00.1105 TOPOVEST SRL	15315112	0.00	10,710.00	10,710.00	0.00
401.01.00.1107 MIKROBIOLOGIE LABOR- TECHNIC DISTRUBUTIE SRL	35611503	0.00	331.05	331.05	0.00
401.01.00.1109 ALTEX ROMANIA	2864518	0.00	1,089.90	1,089.90	0.00
401.01.00.1111 HOBBYMAG	28572657	0.00	673.54	673.54	0.00
401.01.00.1113 BRAX TRADING SRL	32088141	0.00	530,869.71	530,869.71	0.00
401.01.00.1119 DONATH MEDIA SRL	38019116	0.00	1,832.00	1,832.00	0.00
401.01.00.1123 OFICIUL DE CADASTRU SI PUBLICITATE IMOBILIARA	9800163	0.00	1,000.00	1,000.00	0.00
401.01.00.1126 TIMELI SRL	15024440	0.00	1,622.00	1,622.00	0.00
401.01.00.1128 FEFROM IMPORT EXPORT	6810200	2,463.30	5,747.70	8,211.00	0.00
401.01.00.1143 PFA DR BARSAN BIANCA	39171197	0.00	15,302.00	15,302.00	0.00
401.01.00.1144 ANTIMA RETAIL SRL	30365688	0.00	5,366.60	5,366.60	0.00
401.01.00.1145 DNN IMPEX SRL	35119196	0.00	2,377.02	2,377.02	0.00
401.01.00.1146 MEDIX DISTRIBUTION SRL	16818929	0.00	952.00	952.00	0.00
401.01.00.115 OMV PETROM MARKETING SRL	11201891	833.96	23,145.25	21,645.16	2,334.05
401.01.00.1156 SIEMENS HEALTHINERS	36153005	0.00	31,189.04	31,189.04	0.00
401.01.00.1157 TEHNOPLUS MEDICAL SERVICE SRL	38022073	0.00	28,631.40	28,631.40	0.00
401.01.00.1158 PLAIURI ELECTRO SRL	8008859	0.00	9,758.00	9,758.00	0.00
401.01.00.1159 MARCO @DORA IMPEX SRL	14688733	275.00	0.00	275.00	0.00
401.01.00.1160 CREST FORMING SRL	37558449	0.00	2,420.00	2,420.00	0.00
401.01.00.1161 ASOCIATIA GS1 ROMANIA	5659755	0.00	763.27	763.27	0.00
401.01.00.1162 QUAL CHIM SRL	39706479	0.00	29.00	29.00	0.00
401.01.00.1163 POP&SOLEA IMPORT EXPORT SRL	2889563	0.00	29.00	29.00	0.00
401.01.00.1164 ESMED GROUP SRL	31292266	0.00	9,258.20	9,258.20	0.00
401.01.00.1165 KAUF LAND ROMANIA	15991149	0.00	13.99	13.99	0.00

Explicatii	Cod fiscal	Sold initial	Facturi	Plati	Sold final
401.01.00.1166 ASOCIATIA INSTITUTULUI DE PSIHOLOGIE IN DOM SANATA	36389295	0.00	450.00	450.00	0.00
401.01.00.1167 RIVER TRADE SERVICES SRL	35702890	0.00	19,224.45	19,224.45	0.00
401.01.00.1168 TEKTONIK MOTOR SRL	30729770	0.00	69.38	69.38	0.00
401.01.00.1169 DNS BIROTIKA SRL	16310679	0.00	1,190.00	1,190.00	0.00
401.01.00.1170 EMPORO BUSINESS EQUIPMENT SRL	39665646	0.00	606.90	606.90	0.00
401.01.00.1171 MST SOLUTIONS	21935402	0.00	805.63	805.63	0.00
401.01.00.1172 DUTCHMED SRL	2456853	0.00	3,179.68	3,179.68	0.00
401.01.00.1173 PROFI PENTRU SANATATE SRL	35769300	0.00	553.35	553.35	0.00
401.01.00.1174 DEZIMED	12933224	0.00	8,758.40	8,758.40	0.00
401.01.00.1175 BIO EEL	1199107	0.00	5,026.54	5,026.54	0.00
401.01.00.1176 ALFA MEDICAL DISTRIBUTION SRL	27342021	0.00	4,114.75	4,114.75	0.00
401.01.00.1177 E-INTERMED SRL	17270092	0.00	392.70	392.70	0.00
401.01.00.1178 MS CUSTOMED SYSTEMS SRL	33206164	0.00	559.30	559.30	0.00
401.01.00.1179 FLEXI PRO SRL	25188580	0.00	29,071.70	29,071.70	0.00
401.01.00.1180 FLANCO RETIL SA	27698631	0.00	789.99	789.99	0.00
401.01.00.1181 STUDIOGRAPH SRL	23547180	0.00	600.95	600.95	0.00
401.01.00.1182 AVMED PLUS	29200716	0.00	809.20	809.20	0.00
401.01.00.1183 INSP REGIONAL IN CONSTRUCTII NORD	4305938	0.00	1,123.50	1,123.50	0.00
401.01.00.1184 FOCUS TRAINING SRL	38899991	0.00	1,425.00	1,425.00	0.00
401.01.00.1185 ARXIA	8472530	0.00	833.00	833.00	0.00
401.01.00.1187 PFA OROIAN MARIUS RAUL	30299568	0.00	150.00	150.00	0.00
401.01.00.1188 QUALITY INOVATIV SOLUTIONS SRL	40457231	0.00	27,356.00	27,356.00	0.00
401.01.00.1189 ELTA 90 MEDICAL	27344880	0.00	14,518.00	14,518.00	0.00
401.01.00.1192 PFA DANCE GABRIEL	34174265	0.00	1,320.00	1,320.00	0.00
401.01.00.1193 NITECH SRL	13890865	0.00	18,897.20	18,897.20	0.00
401.01.00.1194 OVAVINCI SRL	31886668	0.00	74,762.94	74,762.94	0.00
401.01.00.1195 CLIC MED TRADE SRL	26570609	0.00	547.02	547.02	0.00
401.01.00.1196 NOVOMED INTERNATIONAL	31266046	0.00	20,230.00	20,230.00	0.00
401.01.00.1198 D&G GROUP SRL	14161406	0.00	11,714.35	11,714.35	0.00
401.01.00.1199 ELECTROCONFORT SRL	23451450	0.00	4,000.00	4,000.00	0.00
401.01.00.1200 PURAMA SRL	34906891	0.00	5,559.51	5,559.51	0.00
401.01.00.121 SPITALUL CLINIC JUDETEAN DE URGENTA CLUJ	4288080	0.00	368,339.00	368,339.00	0.00
401.01.00.122 COMPANIA DE APA SOMES	201217	0.00	106,438.38	106,438.38	0.00
401.01.00.126 TELEKOM ROMANIA COMMUNICATION SA	427320	0.00	33,093.91	33,093.91	0.00
401.01.00.128 CENTRUL TERITORIAL DE CALCUL ELECTRONIC	2040729	110.62	1,464.19	1,574.81	0.00
401.01.00.129 SPITALUL CLINIC CAI FERATE CLUJ	4288349	0.00	665.00	665.00	0.00
401.01.00.130 IOANA AGRO TRANS IMPORT EXPORT SRL	2899257	0.00	30,219.35	30,219.35	0.00

Explicatii	Jod fiscal	Sold initial	Factur	Plati	Sold final
401.01.00.131 BIOTEC CLINILAB S.R.L.	11324711	12,614.00	67,431.35	80,045.35	0.00
401.01.00.137 E ON GAZ ROMANIA	22124891	0.00	489,013.67	489,013.67	0.00
401.01.00.140 ORANGE	9010105	0.00	19,238.54	19,238.54	0.00
401.01.00.145 SPITALUL CLINIC DE BOLI INFECTIOASE CLUJ	4485715	0.00	22,607.00	22,607.00	0.00
401.01.00.147 INSTITUTUL INIMII DE URG PT BOLI CARDIOVASCULARE	4617719	0.00	12,204.00	12,204.00	0.00
401.01.00.148 INSTITUTUL ONCOLOGIC PR DRI CHIRICUTA CLUJ	4547125	0.00	11,725.60	11,725.60	0.00
401.01.00.150 SPITALUL CLINIC DE RECUPERARE CLUJ	4288063	0.00	550.00	550.00	0.00
401.01.00.155 DIRECTIA DE POSTA	30566694	0.00	2,770.00	2,770.00	0.00
401.01.00.162 SAFIRUL PRODCOMIMPEX SRL	251878	0.00	4,017.60	4,017.60	0.00
401.01.00.163 NORD PHARMA SRL	14477809	0.00	926.83	926.83	0.00
401.01.00.170 ALLIANCE HEALTHCARE ROMANIA SRL	24481335	12,004.24	319,491.73	331,495.97	0.00
401.01.00.171 SECUREX	15414442	0.00	12,449.62	12,449.62	0.00
401.01.00.172 BALMED S.R.L	4281740	0.00	4,712.40	4,712.40	0.00
401.01.00.175 TIMMAR ENERGY SA	34620961	0.00	128,929.23	128,929.23	0.00
401.01.00.176 KREATIV SRL	15004744	0.00	252.68	252.68	0.00
401.01.00.177 IBERAMI SRL	16441224	0.00	541.45	541.45	0.00
401.01.00.178 PROSAN CONSULT SRL	15309870	0.00	5,000.00	5,000.00	0.00
401.01.00.179 GUSTINO SERV SRL	27608345	0.00	32.30	32.30	0.00
401.01.00.181 CLAUROM PREST SERVICE S.R.L	6975179	0.00	2,230.00	2,230.00	0.00
401.01.00.186 ARKAS PRODEXIM S.R.L.	14953341	0.00	731.85	731.85	0.00
401.01.00.187 MATEINSTAL PRESTCOM S.R.L	8762150	0.00	58,309.05	58,309.05	0.00
401.01.00.191 TEHNOPLUS MEDICAL SRL	4261939	0.00	33,274.78	33,274.78	0.00
401.01.00.193 AGENTIA PENTRU PROTECTIA MEDIULUI ILFOV	9828989	0.00	400.00	400.00	0.00
401.01.00.198 DECEAN TEODOR	1650505010318	0.00	750.00	750.00	0.00
401.01.00.200 PRIMEX MEDICAL S.R.L.	12958261	0.00	2,106.31	2,106.31	0.00
401.01.00.206 DIAMEDIX IMPEX S.R.L	8529458	0.00	5,712.00	5,712.00	0.00
401.01.00.207 NEWMEDICS COM SRL	16020624	0.00	6,252.26	6,252.26	0.00
401.01.00.208 GREENBERG & COHEN CONSULT S.R.L.	13899171	0.00	52,056.55	52,056.55	0.00
401.01.00.213 RAFI INTERNATIONAL	9245101	0.00	17,457.30	17,457.30	0.00
401.01.00.221 LECOM	11040604	0.00	50,566.29	50,566.29	0.00
401.01.00.226 RDT PRINT CENTER SRL	30261768	0.00	91.00	91.00	0.00
401.01.00.227 BUGETUL DE STAT	8609468	0.00	1,010.00	1,010.00	0.00
401.01.00.229 FARMEXIM	335278	0.00	229,643.88	229,643.88	0.00
401.01.00.233 CHIMPORTEXPORT PLURIMEX SRL	12498	0.00	343.08	343.08	0.00
401.01.00.236 INST NAT DE CERC DEZV MEDICO MILITARA CANTACUZINO	34955529	0.00	133,970.20	133,970.20	0.00
401.01.00.239 ANCONA IMPORT EXPORT	234737	0.00	6,128.50	6,128.50	0.00
401.01.00.244 ILMANO	4247888	0.00	59,611.25	59,611.25	0.00

Explicatii	Cod fiscal	Sold initial	Facturi	Plati	Sold final
401.01.00.245 SERVICIUL DE AMBULANTA CLUJ	7489169	0.00	24,956.74	24,956.74	0.00
401.01.00.246 SANIMED INTERNATIONAL IMPEX SRL	15995515	0.00	280,790.40	280,790.40	0.00
401.01.00.250 DG DIAGNOSTIC S.R.L	14600277	0.00	77,692.48	77,692.48	0.00
401.01.00.254 STRICT PREST SRL	4924543	0.00	7,838.14	7,838.14	0.00
401.01.00.259 PATIENT CARE MANAGEMENT SRL	30056496	0.00	4,656.00	4,656.00	0.00
401.01.00.262 TRIDENT MEDICAL COMPANY SRL	9384088	0.00	12,737.76	12,737.76	0.00
401.01.00.263 MEDIA IMAGINATION SRL	16031437	0.00	1,184.01	1,184.01	0.00
401.01.00.264 TEHNOMED APARATURA ELECTRONICA SI MEDICALA SRL	207376	0.00	1,646.01	1,646.01	0.00
401.01.00.265 CASA DE ASIGURARI DE SANATATE A JUDETULUI CLUJ	11324762	0.00	3,624.00	3,624.00	0.00
401.01.00.267 VIATA MEDICALA ROMANEASCA S.R.L	4197070	0.00	575.00	575.00	0.00
401.01.00.271 AVENA MEDICA SRL	24684380	0.00	483.74	483.74	0.00
401.01.00.272 HAEMOLAB IMPEX SRL	14166519	0.00	26,820.22	26,820.22	0.00
401.01.00.278 VODIMEDICOR SRL	4133530	0.00	74,613.00	74,613.00	0.00
401.01.00.291 BIROUL ROMAN DE METROLOGIE LEGALA	23737550	0.00	1,095.28	1,095.28	0.00
401.01.00.306 PHILADELPHIA IMPORT EXPORT SRL	2892623	0.00	727.20	727.20	0.00
401.01.00.307 TERMOTEC	14419328	0.00	12,339.69	12,339.69	0.00
401.01.00.311 TODY COMPANY EXIM SRL	4134935	0.00	769.93	769.93	0.00
401.01.00.312 CENTRUL REGIONAL DE TRANSFUZIE SANGUINA CLUJ	4378913	0.00	5,589.00	5,589.00	0.00
401.01.00.315 MEDISERV SRL	15169122	9,282.00	92,248.80	101,530.80	0.00
401.01.00.316 FIDELIO FARM SRL	15399342	8,175.00	11,305.68	19,480.68	0.00
401.01.00.317 CRIO-2 SRL	4414293	0.00	9,290.33	9,290.33	0.00
401.01.00.322 SELGROS CASH@CARRY	11805367	0.00	36,285.82	36,285.82	0.00
401.01.00.323 DOZIMED SRL	12076622	0.00	2,522.80	2,522.80	0.00
401.01.00.325 INFO WORLD SRL	13373052	0.00	242,069.80	242,069.80	0.00
401.01.00.327 DIRECTIA DE SANATATE PUBLICA A JUDETULUI CLUJ	4305873	0.00	3,460.00	3,460.00	0.00
401.01.00.331 DIGITEK IMPEX SRL	R15051967	0.00	1,492.50	1,492.50	0.00
401.01.00.333 DENNVER COMIMPEX	6099702	0.00	54,583.50	54,583.50	0.00
401.01.00.335 MPM PRODCOM SRL	10017077	0.00	18.00	18.00	0.00
401.01.00.344 TRODAT SRL	3969148	0.00	1,787.20	1,787.20	0.00
401.01.00.345 PFIZER ROMANIA SRL	RO16563680	0.00	10,600.23	10,600.23	0.00
401.01.00.350 CASA DE EDITURA NAPOCA	RO204469	0.00	380.00	380.00	0.00
401.01.00.352 ROVAL MED	RO14277070	0.00	6,045.20	6,045.20	0.00
401.01.00.364 STARLAB MEDICA SRL	40382120	0.00	46.00	46.00	0.00
401.01.00.367 NORDIC CHEMICALS SRL	31878614	0.00	367.71	367.71	0.00
401.01.00.370 CASA		0.00	7,541.50	7,541.50	0.00
401.01.00.383 TAGOREAN SEVER PFA	1178714	0.00	378.30	36,378.30	0.00

Explicatii	Jod fiscal	Sold initial	Factv	Plati	Sold final
401.01.00.393 NOVAFIT 2000 SRL	15178082	107.10	12,964.99	13,072.09	0.00
401.01.00.395 MOL ROMANIA	R07745470	0.00	612.77	612.77	0.00
401.01.00.400 VTP SERVING	17158105	0.00	1,500.00	1,500.00	0.00
401.01.00.410 CNCAN	10792013	0.00	6,100.00	6,100.00	0.00
401.01.00.416 TERMO RALGEC SRL	37639411	0.00	5,347.27	5,347.27	0.00
401.01.00.420 PEDIPAT SRL	14266062	0.00	547,660.00	547,660.00	0.00
401.01.00.426 BIEM COMPACT PRESTCOM	8508129	0.00	11,106.86	11,106.86	0.00
401.01.00.443 CPL CONCORDIA	14895720	0.00	107.99	107.99	0.00
401.01.00.445 TODY LABORATORIES INT SRL	4134935	16.66	4,801.22	4,817.88	0.00
401.01.00.448 GOFA INVEST SRL	15770920	0.00	117,911.75	117,911.75	0.00
401.01.00.460 CARBOCHIM	RO 201535	0.00	117.00	117.00	0.00
401.01.00.462 NOVAINTERMED SRL	6220293	625.89	204,870.36	205,496.25	0.00
401.01.00.467 FRIGO ELECTROCASNICE SERVICE	242390	0.00	380.80	380.80	0.00
401.01.00.505 SADACHIT PRODCOM SRL	5360833	0.00	1,765.96	1,765.96	0.00
401.01.00.509 EPRUBETA FARM SRL	11171693	0.00	8,546.58	8,546.58	0.00
401.01.00.514 NOVACHIM TRADING SRL	12178991	0.00	82.11	82.11	0.00
401.01.00.524 RENAR BUCURESTI ASOCIATIE NONPROFIT	4311980	0.00	14,932.87	14,932.87	0.00
401.01.00.539 HYPERICUM SRL	12764176	0.00	6,615.32	6,615.32	0.00
401.01.00.543 TIS FARMACEUTIC S.A.	6638122	0.00	359.86	359.86	0.00
401.01.00.546 ESRO TRANS	RO24485566	0.00	1,011.50	1,011.50	0.00
401.01.00.547 MEDIMPACT	13720895	0.00	203.49	203.49	0.00
401.01.00.549 M-G EXIM ROMITALIA	10363240	0.00	34,945.63	34,945.63	0.00
401.01.00.553 VALDOMEDICA TRADING	23100700	0.00	23,154.43	23,154.43	0.00
401.01.00.562 DIRECTIA SANITAR VETERINARA SI PENTRU SIGURANTA AL	29863301	0.00	583.10	583.10	0.00
401.01.00.577 BONIMARC SRL	3844322	0.00	112.00	112.00	0.00
401.01.00.595 AJRASIG SRL	24001534	0.00	36,000.00	36,000.00	0.00
401.01.00.608 SOF MEDICA SRL	6719715	0.00	6,009.50	6,009.50	0.00
401.01.00.610 TERMODENSIROM SA	RO330947	0.00	190.40	190.40	0.00
401.01.00.615 STERISYSTEMS	18077589	0.00	3,451.00	3,451.00	0.00
401.01.00.632 PHARMAFARM S A	200106	0.00	19,575.87	19,575.87	0.00
401.01.00.633 URS CERTIFICARI SRL	22685444	0.00	21,336.70	21,336.70	0.00
401.01.00.638 AUTO MURESAN SRL	17509700	0.00	15,610.42	15,610.42	0.00
401.01.00.641 INFOMED FLUIDS SRL	16674718	0.00	38,635.06	38,635.06	0.00
401.01.00.643 KARL STORZ ENDOSCOPIA ROMANIA	22505268	0.00	6,470.74	6,470.74	0.00
401.01.00.644 DRAGER MEDICAL ROMANIA	2836925	0.00	1,190.00	1,190.00	0.00
401.01.00.669 TOP DIAGNOSTICS	10572840	0.00	144,460.10	144,460.10	0.00
401.01.00.674 COMPANIA NATIONALA PENTRU CONTROLUL CAZANELOR	27787860	0.00	1,428.00	1,428.00	0.00

Explicatii	Cod fiscal	Sold initial	Facturi	Plati	Sold final
401.01.00.679 INTERNATIONAL LABORATORY SRL	26403546	0.00	285.60	285.60	0.00
401.01.00.684 ASOCIATIA ROMANA PENTRU CALITATE	4194643	0.00	2,934.00	2,934.00	0.00
401.01.00.686 COPYLAND TRADING SRL	9091754	0.00	14,808.40	14,808.40	0.00
401.01.00.687 ROSAL GRUP SRL	18007133	0.00	43,902.69	43,902.69	0.00
401.01.00.692 TOTALMED SRL	24577279	0.00	4,844.49	4,844.49	0.00
401.01.00.696 DEDEMAN SRL	2816464	-23.80	13,807.68	13,783.88	0.00
401.01.00.701 MEDICODE SRL	26648686	0.00	19,516.00	19,516.00	0.00
401.01.00.702 INSTITUTUL REGIONAL DE GASTRO PROF DR O FODOR	4354523	0.00	6,825.00	6,825.00	0.00
401.01.00.705 AGENTIA REGIONALA PT PROTECTIA MEDIULUI CLUJ	4288144	0.00	200.00	200.00	0.00
401.01.00.728 NEOMED SRL	8728108	0.00	877.03	877.03	0.00
401.01.00.733 BIOCOMP SRL	1973703	0.00	359.38	359.38	0.00
401.01.00.742 AUSTRSAL TRADE	3738836	0.00	12,174.41	12,174.41	0.00
401.01.00.745 NEW ELLE MEDICAL	27451231	0.00	23,361.72	23,361.72	0.00
401.01.00.749 CORAL IMPEX SRL	4986244	0.00	2,275.13	2,275.13	0.00
401.01.00.753 BONAS IMPORT EXPORT	228824	1,324.93	67,190.71	68,515.64	0.00
401.01.00.756 TEHNIC GAZ SRL	RO1994258	0.00	1,511.30	1,511.30	0.00
401.01.00.758 LINDE GAZ	8721959	0.00	176,327.36	176,327.36	0.00
401.01.00.762 DIALAB SOLUTIONS SRL	23818271	0.00	24,114.16	24,114.16	0.00
401.01.00.773 SALVOSAN CIOBANCA SRL	672664	0.00	207,030.00	207,030.00	0.00
401.01.00.774 MICROELECTRONICA	211520	0.00	394.83	394.83	0.00
401.01.00.775 INDECO SOFT SRL	12960504	0.00	1,785.00	1,785.00	0.00
401.01.00.778 LUAN VISION	23801784	0.00	17,902.36	17,902.36	0.00
401.01.00.779 MEDCLAS	17149792	0.00	2,142.00	2,142.00	0.00
401.01.00.781 BRUM INTERPREST PARTNERS	28556228	0.00	3,695.75	3,695.75	0.00
401.01.00.788 MEDFARM TRADING SRL	5803531	0.00	654.50	654.50	0.00
401.01.00.791 MERCATOR MEDICAL SRL	18547761	0.00	59,986.71	59,986.71	0.00
401.01.00.793 BIVARIAGRUP SRL	13833576	0.00	386.75	386.75	0.00
401.01.00.794 BUNZL DISTRIBUTIE SRL	8808509	0.00	3,031.53	3,031.53	0.00
401.01.00.796 ECHO PLUS SRL	18957613	0.00	10,989.39	10,989.39	0.00
401.01.00.800 PFA PASCU LIVIU	21525046	0.00	29,425.00	29,425.00	0.00
401.01.00.802 MAFCOM IMPEX SRL	4636370	0.00	1,629.95	1,629.95	0.00
401.01.00.803 PFA POP MARIANA LUMINITA	28366759	0.00	5,400.00	5,400.00	0.00
401.01.00.804 PROMPT URG SRL	16491486	0.00	69,861.16	69,861.16	0.00
401.01.00.808 INSTITUTUL DE UROLOGIE SI TRANSPLANT RENAL	12653879	0.00	4,450.00	4,450.00	0.00
401.01.00.817 DR.K.MEDICAL LEGIST	25003460	0.00	7,140.00	7,140.00	0.00
401.01.00.826 ASCENSORUL SA	397270	0.00	2,598.96	2,598.96	0.00
401.01.00.837 ALPHA NED 2000 EXIM	1 3416	0.00	330.98	27,330.98	0.00


Explicatii	Pod fiscal	Sold initial	Fact	Plati	Sold final
401.01.00.845 GENODYNAMIC SRL	24994004	0.00	8,039.64	8,039.64	0.00
401.01.00.852 ALPHA MEDICAL SRL	13878004	0.00	190.40	190.40	0.00
401.01.00.853 KATALIN NOHSE CHIMIST IMPORT SRL	9768631	0.00	5,351.43	5,351.43	0.00
401.01.00.857 ENYEDI SRL	15344312	0.00	32.00	32.00	0.00
401.01.00.866 NOVITRADE SRL	15011423	4,780.94	28,957.00	33,737.94	0.00
401.01.00.874 COMPLET TRADING SRL	18784164	654.50	21,692.51	22,347.01	0.00
401.01.00.875 EUROMEDICA INC GROUP SRL	3022798	0.00	535.50	535.50	0.00
401.01.00.876 PRECISA SRL	14859728	0.00	1,737.40	1,737.40	0.00
401.01.00.878 CIOBAN VASILE PETRU PFA	26630042	0.00	60.00	60.00	0.00
401.01.00.881 COMPANIA DE TRANSPORT PUBLIC	201195	168.00	1,851.50	2,019.50	0.00
401.01.00.885 MEDCOM DISTRIBUTION	28123801	0.00	404.60	404.60	0.00
401.01.00.893 VERAMITECH SRL	26755674	0.00	31,496.92	31,496.92	0.00
401.01.00.895 RADX CONSULT SRL	24236379	0.00	16,380.00	16,380.00	0.00
401.01.00.898 TITICOM	8635025	0.00	19,474.35	19,474.35	0.00
401.01.00.899 FILARO SRL	2589710	0.00	2,915.50	2,915.50	0.00
401.01.00.910 DANTE INTERNATIONAL S A	14399840	0.00	5,468.97	5,468.97	0.00
401.01.00.911 ASCENSO SRL	207139	0.00	6,377.31	6,377.31	0.00
401.01.00.912 PANSIPROD DISTRIBUTIE	32011857	0.00	4,573.42	4,573.42	0.00
401.01.00.921 ASOCIATA PT CALITATE IN LABORATOARE	19024175	0.00	1,077.78	1,077.78	0.00
401.01.00.927 SYNTERGY CONSULT SRL	14446373	0.00	1,785.00	1,785.00	0.00
401.01.00.930 CANBRIS SRL	8440740	0.00	624.75	624.75	0.00
401.01.00.943 RO INTERACTIVE TECH SRL	8343888	0.00	176.12	176.12	0.00
401.01.00.944 ACVAROM INTERNATIONAL	28911176	0.00	154,516.74	154,516.74	0.00
401.01.00.952 STERICYCLE ROMANIA SRL	15071999	0.00	116,925.24	116,925.24	0.00
401.01.00.955 HOSTVISION SRL	3598139	0.00	355.96	355.96	0.00
401.01.00.959 AGRIFROM SRL	9140172	0.00	8,185.27	8,185.27	0.00
401.01.00.960 SANTIMPEX SRL	3557481	0.00	1,804.04	1,804.04	0.00
401.01.00.962 MQ TRAINING & CONSULTING SRL	24023451	0.00	7,086.00	7,086.00	0.00
401.01.00.964 SPD STAR SRL	15965131	0.00	13,737.36	13,737.36	0.00
401.01.00.967 IVP DESIGN SRL	18144742	0.00	16,064.51	16,064.51	0.00
401.01.00.970 ALGIPO SRL	12768690	0.00	4,522.00	4,522.00	0.00
401.01.00.971 ZAZYRO GROUP SRL	15315929	0.00	6,416.60	6,226.20	190.40
401.01.00.972 LORSO SERVICES	8293771	0.00	11,745.30	11,745.30	0.00
401.01.00.977 MEDIXFARM TEHNOPLUS SRL	33629482	2,856.00	13,481.51	16,337.51	0.00
401.01.00.985 MEDICAL GRUP	17845905	0.00	33,372.35	25,018.55	8,353.80
401.01.00.986 BROKMED	24109723	0.00	523.60	523.60	0.00
401.01.00.988 PRION POCT	25426886	0.00	142,800.00	142,800.00	0.00
401.01.00.990 AXIOMED SOLUTIONS	29887513	0.00	595.00	595.00	0.00

Explicatii	Cod fiscal	Sold initial	Facturi	Plati	Sold final
401.01.00.995 ENGLOBER SRL	17463468	0.00	571.20	285.60	285.60
401.01.00.998 OFICIAL PRESS	34336600	0.00	4,814.18	4,814.18	0.00
401.01.00.999 MEDIMAX MEDICAL	32106957	0.00	880.60	880.60	0.00
404.01.00.034 PROIECTANTUL SA	202042	0.00	33,201.00	33,201.00	0.00
404.01.00.035 TEHNOPLUS MEDICAL SRL	4261939	0.00	24,990.00	24,990.00	0.00
404.01.00.037 GOFA INVEST SRL	15770920	0.00	1,993.25	1,993.25	0.00
404.01.00.041 TEHNO ELECTRO MEDICAL COMPANY SRL	217930	0.00	312,720.10	312,720.10	0.00
404.01.00.058 VERAMITECH SRL	26755674	0.00	44,982.00	44,982.00	0.00
404.01.00.060 LINDE GAZ	8721959	0.00	250,447.40	250,447.40	0.00
404.01.00.062 B BRAUN MEDICAL SRL	11080242	0.00	325,067.29	325,067.29	0.00
404.01.00.063 MEDISERV SRL	15169122	0.00	123,204.27	123,204.27	0.00
404.01.00.065 SOF MEDICA	6719715	0.00	228,995.27	228,995.27	0.00
404.01.00.067 CAFF DIGITAL SRL	27462818	0.00	24,048.71	24,048.71	0.00
404.01.00.069 NITECH STL	13890865	0.00	89,996.80	89,996.80	0.00
404.01.00.083 ELMED MEDICAL SRL	RO11017750	0.00	199,999.73	199,999.73	0.00
404.01.00.097 DACORUM GRUP SRL	11609301	0.00	178,741.57	178,741.57	0.00
404.01.00.098 ACVAROM INTERNATIONAL SRL	28911176	0.00	40,222.00	40,222.00	0.00
404.01.00.099 DIALAB SOLUTIONS SRL	23818271	0.00	28,560.00	28,560.00	0.00
404.01.00.100 TOTALMED SRL	24577279	0.00	49,242.20	49,242.20	0.00
404.01.00.101 ELTA 90 MEDICAL RESEARCH SRL	27344880	0.00	13,744.50	13,744.50	0.00
404.01.00.102 HORECA EQUIPMENT SRL	33338785	0.00	3,320.10	3,320.10	0.00
404.01.00.103 MEDICAL GAZPLUS	32666172	0.00	3,973.41	3,973.41	0.00
404.01.00.104 VAVIAN TRADING SRL	4281324	0.00	49,373.10	49,373.10	0.00
404.01.00.105 OVAVINCI SRL	31886668	0.00	543,484.90	543,484.90	0.00
404.01.00.106 CALORIS GROUP SRL	13657569	0.00	34,376.72	34,376.72	0.00
404.01.00.107 SIEMENS HEALTHINEERS	36153005	0.00	552,160.00	552,160.00	0.00
404.01.00.108 STAV CONSTRUCT SRL	15183097	0.00	14,714.53	14,714.53	0.00
404.01.00.109 REBO CONS AG SRL	38460774	0.00	429,488.45	429,488.45	0.00
404.01.00.110 INFO WORD SRL	13373052	0.00	132,328.00	132,328.00	0.00
404.01.00.111 DRAGER MEDICAL ROMANIA SRL	2836925	0.00	154,581.00	154,581.00	0.00
404.01.00.112 POWER MEDICAL SRL	35367825	0.00	368,900.00	368,900.00	0.00
404.01.00.113 STUDIOGRAPH SRL	23547180	0.00	9,758.00	9,758.00	0.00
404.01.00.114 DELTAMED SRL	9434372	0.00	138,635.00	138,635.00	0.00
404.01.00.115 SIMBRASS SRL	27906538	0.00	9,249.87	9,249.87	0.00
<b>Total general</b>		<b>64,137.24</b>	<b>13,866,051.52</b>	<b>13,918,332.41</b>	<b>11,856.35</b>

ECONOMIST  
POTOR SELIA

DIRECTOR FINANCIAR  
EC. ANCA ELENA SILASI

MANAGER  
DR. MURESAN VASILE



## SP CLINIC DE PNEUMOFIZIOLOGIE LEON DANIELLO - CLUJ

Utilizator: EC. SILASIANCA

## Balanta cont 411 - CLIENTI

Perioada: 01.01.2019 - 31.12.2019

- Lei noi -

Explicatii	Cod fiscal	Sold initial	Facturi	Incasari	Sold final
411.01.01.002 SPITALUL CLINIC JUDETEAN DE URGENTA CLUJ	4288080	9,616.00	58,455.00	68,071.00	0.00
411.01.01.003 SPITALUL CLINIC DE RECUPERARE CLUJ	4288063	552.00	1,166.00	1,618.00	100.00
411.01.01.004 SPITALUL CLINIC DE BOLI INFECTIOASE CLUJ	4485715	5,883.00	10,993.00	14,772.00	2,104.00
411.01.01.005 SPITALUL CLINIC MUNICIPAL CLUJ	4547117	277.00	2,441.00	2,718.00	0.00
411.01.01.006 SPITALUL CLINIC CAI FERATE CLUJ	4288349	1,624.00	12,594.00	13,582.00	636.00
411.01.01.007 INSTITUTUL ONCOLOGIC PR DR I CHIRICUTA	4547125	1,557.00	10,151.00	9,873.00	1,835.00
411.01.01.008 INSTITUTUL INIMII DE URG PT BOLI CARDIOVASCULARE	4617719	2,239.00	3,813.00	5,575.00	477.00
411.01.01.012 SPITALUL ALBA	4613342	0.00	630.00	630.00	0.00
411.01.01.013 SPITALUL MUNICIPAL DEJ	4305997	25.00	79.00	104.00	0.00
411.01.01.018 INSTITUTUL DE UROLOGIE SI TRANSPLANT RENAL CLUJ	12653879	1,100.00	2,642.00	3,092.00	650.00
411.01.01.019 SPITALUL CLINIC DE URGENTA PENTRU COPII CLUJ	4426352	8,410.00	4,996.00	11,148.00	2,258.00
411.01.01.020 SPITALUL MILITAR DE URGENTA CLUJ	5399442	1,957.00	0.00	0.00	1,957.00
411.01.01.022 CASA DE ASIGURARI DE SANATATE A JUDETULUI CLUJ	11324762	1,301,423.19	38,571,774.86	32,762,165.21	7,111,032.84
411.01.01.023 SPITALUL MUNICIPAL TURDA	4287971	1,335.00	6,556.00	7,180.00	711.00
411.01.01.032 SPITALUL DE BOLI CRONICE CAMPENI	4331104	630.00	0.00	630.00	0.00
411.01.01.092 PSI PHARMA SUPPORT	RO15297440	0.00	204.84	204.84	0.00
411.01.01.110 SPITALUL DE BOLI PSIHICE CRONICE BORSA	4305792	0.00	1,268.00	1,268.00	0.00
411.01.01.113 NORBINVEST SRL	15291498	0.00	2,380.00	2,380.00	0.00
411.01.01.115 INPRODROM SRL	2118933	0.00	2,380.00	2,380.00	0.00
411.01.01.122 GLAXO SMITH	7938152	37,633.75	1,487.50	39,121.25	0.00
411.01.01.128 NOVARTIS PHARMA	RO27813234	0.00	10,394.65	9,355.78	1,038.87
411.01.01.129 INSTITUTUL REGIONAL DE GASTRO PROF DR O FODOR	RO4654520	2,141.00	4,916.00	4,753.00	2,304.00
411.01.01.133 REMAT S A	201730	0.00	866.00	866.00	0.00
411.01.01.134 DIRECTIA DE SANATATE PUBLICA CLUJ		0.00	25,745,818.70	25,745,818.70	0.00
411.01.01.136 INC RESEARCH UK KIM CHAN GRANTS MANAGER		0.00	13,864.12	13,149.06	715.06
411.01.01.138 ROMECOL		0.00	316.00	316.00	0.00
411.01.01.145 VENDING ZONE SRL	27995942	0.00	4,760.00	4,760.00	0.00
411.01.01.146 PPD GLOBAL LTD		107.76	408.93	516.69	0.00

- Lei noi -

Explicatii	Cod fiscal	Sold initial	Facturi	Incasari	Sold final
411.01.01.156 SPITALUL PENITENCIAR DEJ		162.00	-162.00	0.00	0.00
411.01.01.158 CHILTERN INTERNATIONAL SARL		3,648.08	0.00	0.00	3,648.08
411.01.01.160 THEOREM CLINICAL RESEARCH GMBH		92.50	0.00	0.00	92.50
411.01.01.163 SANOFI ROMANIA SRL	RO11147490	0.00	20,908.30	1,820.70	19,087.60
411.01.01.168 CODOBA GHEORGHE	1671228203169	630.00	0.00	630.00	0.00
411.01.01.169 IQVIA RDD EASTERN HOLDINGS GMBH		0.00	428.03	428.03	0.00
<b>Total general</b>		<b>1,381,043.28</b>	<b>64,496,529.93</b>	<b>58,728,926.26</b>	<b>7,148,646.95</b>

MANAGER  
DR. MURESAN VASILE

DIRECTOR FINANCIAR  
EC. ANCA ELENA SILASI

ECONOMIST  
POTOR SELIA



