

Amizat,  
Consiliul de Administratie  
Prezident  
Dr. Sorina Dumica

Ex. Sp.  
CONSILIUL JUDEȚEAN CLUJ  
Registratura generală  
Nr. 34332  
Data 17. OCT. 2018

**RAPORT EXPLICATIV  
PRIVIND DAREA DE SEAMA CONTABILA  
INCHEIATA LA DATA DE 30.09.2018**

**Prezentare Generala – Spitalul Clinic de Pneumoftiziologie Leon Daniello Cluj**

**Denumire, Sediul :** Spitalul Clinic de Pneumoftiziologie Leon Daniello, Cluj- Napoca,  
str. B.P. Hasdeu nr. 6 , cod postal : 400371

**Telefon Centrala :** 0264-597453

**Manager spital ; dr. Vasile Muresan :** tel / fax 0264- 592176 ,

**Director medical ;Dr.Boldeanu Daniela;**

**Director financiar contabil ; ec. Muntean Anca Elena ;** tel / fax 0264- 591263 ,

**e-mail :** [spital\\_pneumo@yahoo.com](mailto:spital_pneumo@yahoo.com)

**website :** [www.pneumocluj.ro](http://www.pneumocluj.ro)

**Structura Organizatorica :**

Spitalul are in structura 230 de paturi din care :

- 3 sectii clinice de pneumologie cu 140 de paturi din care 10 paturi TBC .
- O sectie de chirurgie toracica cu 30 de paturi din care 5 paturi compartiment ATI, singura sectie de profil din centrul universitar Cluj .
- 5 paturi spitalizare de zi
- Sectia Sanatoriala Pneumologie - TBC Savadisla cu 60 de paturi ( situat in comuna Savadisla la 20 km de Cluj )
- Laboratorul Clinic de Analize Medicale cu compartimentele de Hematologie, Biochimie, Micologie, Bacteriologia Non-Tuberculoasa , Citologie , Bacteriologia Tuberculozei. Performantele laboratorului au fost apreciate de catre expertii Organizatiei Mondiale a Sanatatii care ne-au vizitat incepand cu anul 1995. Rezultatele excelente au recomandat Laboratorul pentru numirea ca Laborator National de Referinta pentru micobacterii (OMS 733/1997; OMS 91/2002; HG 292/2007 ). Laboratorul de analize medicale a fost dotat in decursul timpului cu echipament modern, circuitele au fost refacute astfel incat sa se realizeze cerintele standardului SREN ISO/CEI 17025/2007. Pentru activitatile desfasurate in compartimentul de bacteriologie a tuberculozei laboratorul este acreditat RENAR din anul 2007 si reacreditat conform standard SREN ISO/CEI 15189/2007 din decembrie 2011 pentru activitatile referitoare la diagnosticul bacteriologic al tuberculozei ( microscopie , cultura si antibiograma).
- Laboratorul de Bronhologie, dotat cu aparatura video-endoscopica moderna care desfasoara activitati diagnostice si terapeutice, fiind singurul Laborator de profil din Centrul Universitar Cluj .
- Laboratorul de Radiologie si Imagistica Medicala, dotat cu 3 aparate noi de radiologie
- Laboratorul de Explorari functionale
- Dispensarul TBC Cluj, functioneaza cu 3 cabinete de consultatii adulti, un cabinet consultatii copii , compartiment de radiologie si un punct de laborator pentru diagnostic bacteriologic al tuberculozei. Dispensarul TBC are rol de for metodologic judetean in activitatile de profil

Spitalul Clinic de Pneumoftiziologie „Leon Daniello” Cluj-Napoca constituie în același timp bază de învățământ și cercetare științifică medicală care consolidează calitatea actului medical cu respectarea drepturilor pacienților, a eticii și deontologiei medicale.

Spitalul Clinic de Pneumoftiziologie „Leon Daniello” Cluj-Napoca asigură prin secțiile clinice și serviciile din structură asistență medico-chirurgicală complexă, curativă, preventivă și de recuperare a pacienților cu afecțiuni respiratorii non-tuberculoase (BPOC, Astm bronic, patologie tumorală malignă și benignă, pleurezii, supurații bronho-pulmonare, etc.) din Județul Cluj și județele limitrofe.

Sectia Clinica de Chirurgie Toracica asigura asistenta medicala curativa pentru pacientii cu tumori maligne si benigne, pneumotorax, traumatisme toracice, etc. asigurand prin linia de garda permanenta in acest domeniu si colaborand cu Unitatea de Primiri Urgente (UPU) a Spitalului Clinic Judetean Cluj.

#### **Structura de Personal :**

Spitalul functionaza cu un numar de 443 de angajati, din care : 38 medici, 215 medici rezidenti, 93 personal mediu sanitar ( asistente medicale, registratori medicali, statistica medicala ), 56 personal auxiliar sanitar (infirmiere, ingrijitoare, brancardier), 24 muncitori ( paza, intretinere centrala termica, statie oxigen, statie clorinare, statie epurare, spalatoarea, lenjerese, ingrijitor spatii verzi si curatenie, bloc alimentar, birouri si cabinete etc.), 2 farmacisti, 1 psiholog, 1 preot, 13 personal TESA.

#### **Principii, politici si metode contabile**

Contabilitatea institutiei noastre este organizată și condusă cu respectarea strictă a principiilor de bază a contabilității, conform prevederilor Legii contabilității nr. 82/1991 (republicată cu modificările și completările ulterioare), OMF 1.917/2005 pentru aprobarea Normelor metodologice privind organizarea și conducerea contabilității instituțiilor publice, operațiunile economico-financiare, fiind consemnate în documente legale și contabilizate corect.

Scopul politicilor contabile este de a stabili metode contabile (metode detaliate de evaluare, măsurare, și constatare) alese dintr-un cadru general acceptate de legislația în vigoare, care să fie utilizate permanent și care să ofere o imagine fidelă a instituției publice, a poziției sale financiare, a performanțelor sale și a evoluției poziției sale financiare.

Evidența contabilă este condusă de personal calificat și autorizat, în conformitate cu Legea contabilității nr.82/1991 cu modificările ulterioare, operațiunile economice derulate în cursul anului sunt evidențiate în contabilitate cronologic și sistematic în baza documentelor justificative.

Contabilitatea instituției se ține în partida dublă și urmărește să asigure informații ordonatorilor de credite cu privire la executia bugetelor de venituri și cheltuieli, patrimoniul aflat în administrare cât și informații privind performanțele financiare și fluxurile de trezorerie.

Contabilitatea analitică este organizată conform normelor contabile, întocmindu-se balanța analitică pentru conturile de furnizori, creanțe, clienți, debitori, materiale.

Datele din contabilitatea analitică se preiau în contabilitatea sintetică după care se întocmește balanța de verificare.

Reglementări contabile aplicate la întocmirea și prezentarea situațiilor financiare la data de 31 decembrie 2016

Ordin.1780/19.12.2014

Legea contabilității; nr.82 /1991 republicată,

- Ordinul Ministerului Finanțelor Publice nr.1917/2005
- Ordinul Ministerului Finanțelor Publice nr. 2985 / 16.12.2011
- Ordinul 479 / 05.04.2012

Situațiile financiare prezentate cuprind :

- Anexa 1 "Bilant "
- Anexa 2 "Contul de rezultat patrimonial "
- Anexa 3 "Situatia fluxurilor de trezorerie "
- Anexa 4 " Situatie fluxurilor de trezorerie ( Banci )
- Anexa 7 si 11 "Contul de executie a bugetului institutiilor publice – Cheltuieli "
- Anexa 9 "Contul de executie a bugetului institutiilor publice – Venituri "
- Anexa 40 b " Situatie activelor si datoriilor financiare ale institutiilor publice "
- Situatie soldurilor conturilor de Trezorerie .
- Raportul privind exercitarea controlului financiar preventiv propriu
- Balanta de verificare la data de 30.06.2018
- Note explicative
- Raport explicativ
- Declaratie cu prevederile art. 30 din legea contabilitatii 82/1991
- Situatie sintetica a rezultatelor autoevaluarii.
- OMFP NR.4075 / 18.12.2015 –Norme metodologice privind incheierea exercitiului bugetar al anului 2015.

Au fost respectate Normele metodologice privind conducerea contabilității și întocmirii bilanțului contabil și a situațiilor financiare conform Ordinului nr.2985/16.12.2011 și 479 / 05.04.2012, în conformitate cu următoarele principii contabile:

- *Principiul continuitatii activitatii* – Spitalul isi va continua activitatea de asistenta medicala în mod normal, fara reducerea semnificativa a acesteia .
  - *Principiul permanentei metodelor si a comparabilitatii informatiilor* – s-au aplicat aceleasi reguli, metode, norme privind evaluarea, înregistrarea în contabilitate a elementelor patrimoniale, asigurând comparabilitatea în timp a informatiilor .
  - *Principiul prudentei* – evaluarea s-a facut pe o baza prudenta  
Metoda de evaluare a activelor fixe si circulante :
    - evaluarea cladirilor s-a efectuat de catre un expert autorizat in anul 2008 si in anul 2011;
    - evaluarea terenurilor nu s-a efectuat , din lipsa de fonduri iar suprafata terenului dat in administrare spitalului nostru de catre Consiliul Judetean Cluj, nu este delimitat de terenul ce apartine de Spitalul Judetean de Urgenta Cluj .
  - *Principiul contabilitatii pe baza de angajamente* – au fost luate în considerare toate veniturile si cheltuielile exercitiului, fara a se tine seama de data încasarii sau de efectuarea platii;
  - *Principiul evaluarii separate a elementelor de activ si de datorii* – elementele de activ si de datorii au fost evaluate separat .
- Debitorii înregistrați în evidența contabilă sunt cerți și reflectă corect debitele, stabilite conform prevederilor legale ;
- Creanțele înregistrate în evidența contabilă sunt certe și au fost constituite conform prevederilor legale ;
- *Principiul intangibilitatii exercitiului* – Soldurile existente la 31.12.2016 au fost preluate corect in luna ianuarie 2017, verificandu-se acestea in primele luni ale anului 2017
  - *Principiul necompensarii* – Nu s-au efectuat compensări între conturile bilanțiere și nici între conturile de venituri și cheltuieli ; Conturile reprezentând creanțele și obligațiile au fost inventariate și analizate constatându-se că acestea sunt reale, certe și neprescrise ; Obligațiile de plată către terți (furnizori) sunt obligații de plată curente ce urmează a fi onorate la termenele de scadență ;

Spitalul nu are datorii restante (arierate) .

- *Principiul materialitatii (pragului de semnificatie)* – la intocmirea situatiilor financiare au fost luate in considerare toate elementele semnificative si nesemnificative .
- *Principiul prevalentei economicului asupra juridicului* – informatiile prezentate în situatiile financiare reflecta realitatea economica a evenimentelor, nu numai forma lor juridica, asa cum reiese din documentele justificative;

Contul de rezultat patrimonial reflectă fidel veniturile și cheltuielile aferente perioadei raportate ;

Moneda de raportare : Situatiile financiare sunt intocmite in lei .  
Metoda de amortizare a activelor fixe : prin amortizare lineara  
Politica de imprumuturi , existenta contractelor de leasing ; - nu este cazul  
Inregistrarea castigurilor si pierderilor de curs valutar ; nu este cazul .

Execuția bugetului de venituri și cheltuieli al instituției s-a efectuat cu respectarea prevederilor Legii nr. 500/11.07.2002 privind finanțele publice, precum și a Ordinului MF nr. 1.792/24.12.2002 privind angajarea, lichidarea, ordonanțarea și plata cheltuielilor bugetare ;

Operațiunile patrimoniale ale instituției au fost înregistrate în evidența contabilă numai după ce acestea au fost supuse vizei de control financiar preventiv, exercitată conform prevederilor OMF nr. 923/16.04.2003 ;OMF NR.4075/2015.

Manager  
Dr. Vasile Muresan



3ex.MA/MV

Director Financiar Contabil  
Ec. Muntean Anca Elena

A handwritten signature in blue ink, appearing to be "Anca Elena Muntean".

**NOTA EXPLICATIVA**  
**Privind cresterile Semnificative ale sumelor raportate in**  
**Bilantul incheiat la 30.09.2018**

Analiza soldurilor din „ Bilant”

Randul 22 – Creante comerciale si avansuri – la 30.09.2018 prezinta un sold final de 1.646.784 lei reprezentand soldul conturilor:

- Ct.411 « Clienti » prezinta un sold final debitor de 1.409.109,33 lei, din care servicii medicale CAS Cluj 1.253.379,39 , diferenta de 155.729,94 lei reprezinta servicii medicale interclinice pe anul 2017,2018 de la restul spitalelor, studii clinice.
- Ct.461 « Debitori » prezinta un sold final de 237.675 lei suma reprezentand debitori din sume achitate pentru concedii medicale pentru care fondul constituit conform dispozitiilor legale nu a fost suficient.

Randul 61 – Datorii comerciale si avansuri – la 30.09.2018 prezinta un sold final de 536.635 lei, reprezentand soldul conturilor :

- Ct. 401 « Furnizori » la sfarsitul perioadei prezinta un sold creditor de 456.508,31 lei reprezentand datorii curente ,facturi inregistrate pana la 30.09.2018 ce urmeaza a fi achitate in cursul lunii octombrie 2018.
- Ct.404 “Furnizori de active fixe” la sfarsitul perioadei prezinta un sold creditor in suma de 80.126,34 , reprezenatand facturi intrate pana la 30.09.2018 ce urmeaza a fi achitate in luna octombrie 2018.

Randul 63.1-Contributii sociale-la 30.09.2018 prezinta un sold final de 1.309.682 lei reprezentand soldul conturilor :

• Ct.431<Asigurari sociale> la sfarsitul perioadei prezinta un sold creditor 1.388.069 lei , reprezentand asigurari sociale si contributii aferente pentru luna septembrie 2018 care se vor achita in luna octombrie 2018.

- Ct.444 « Impozit pe venituri din salarii » la sfarsitul perioadei prezinta sold creditor 224.756 lei reprezentand impozit pe salarii si contributii aferente pentru luna septembrie 2018 care se vor achita in luna octombrie 2018.
- Ct.446 “Fond handicap” prezinta un sold final creditor de 24.040 lei

Randul 72 – Salariile angajatiilor si contributiile aferente » - la 30.09.2018 prezinta un sold final creditor de 2.175.743 lei, care reprezinta salariile angajatiilor si contributii aferente pentru luna septembrie 2018 , care se vor achita in luna octombrie 2018.

La sfarsitul trimestrului III 2018 ,unitatea noastra nu inregistreaza datorii care depasesc termenul prevazut de lege sau contract .

Manager  
Dr.Vasile Muresan



Director Financiar Contabil  
Ec.Muntean Anca Elena

## BILANT

incheiat la 30.09.2018

- lei -

Nr. rand	Denumirea indicatorilor	Cod	Sold la:	
			inceputul anului	sfarsitul perioadei
A	B	C	1	2
	Instalatii tehnice, mijloace de transport, animale, plantatii, mobilier, aparatura birotica si alte active corporale (ct.2130100+2130200+2130300+2130400+2140000+2310000-2810300-2810400-2910300-2910400-2930200*)	04	5297258	5157305
	Terenuri si cladiri (ct.2110100+2110200+2120000+2310000-2810100-2810200-2910100-2910200-2930200)	05	39144667	39144667
	TOTAL ACTIVE NECURENTE (rd.03+04+05+06+07+09)	15	44441925	44301972
	Stocuri (ct.3010000+3020100+3020200+3020300+3020400+3020500+ 3020600+ 3020700+3020800+3020900+3030100+3030200+ 3040100+ 3040200+3050100+3050200+3070000+3090000+ 3310000+ 3320000+3410000+3450000+3460000+3470000+ 3490000+ 3510100+3510200+3540100+ 3540500+3540600+ 3560000+ 3570000+3580000+ 3590000+3610000+ 3710000+3810000+/-3480000+/-3780000-3910000 -3920100-3920200-3930000-3940100-3940500-3940600-3950100-3950200-3950300-3950400-3950600-3950700-3950800-3960000-3970000-3980000)	19	2637611	2700636
	Creante din operatiuni comerciale, avansuri si alte decontari (ct.2320000+2340000+4090101+4090102+4110101+ 4110108+4130100+ 4180000+4250000+4280102+ 4610101+ 4610109+4730109**+4810101+ 4810102+ 4810103+4810200+4810300+4810900+ 4820000+ 4830000 + 4890000 - 4910100-4960100+5120800), din care:	21	1623382	1651827
	Creante comerciale si avansuri (ct.2320000+2340000+4090101+4090102+ 4110101+ 4110108+4130100 +4180000+4610101+4610109 -4910100 - 4960100), din care :	22	1623382	1646784
	Împrumuturi pe termen scurt acordate (ct.2670101+2670102+2670103+2670104+2670105+ 2670108+2670601 +2670602+ 2670603+2670604+ 2670605+ 2670609+4680101+ 4680102 +4680103+ 4680104 +4680105+4680106+4680107+ 4680108+ 4680109 + 4690103+4690105+ 4690106+4690108+ 4690109)	27		943000
	Total creante curente (rd. 21+23+25+27)	30	1623382	2594827
	Conturi la trezorerie, casa în lei (ct. 5100000+5120101+5120501+5130101+5130301+5130302+5140101+5140301+5140302+5150101+5150103+5150301+5150500+5150600+5160101+5160301+5160302+5170101+5170301+5170302+5200100+5210100+5210300+5230000+5250101+5250102+5250301+5250302+5250400+5260000+5270000+5280000+5290101+5290201+5290301+5290400+5290901+5310101+5500101+5510000+5520000+5550101+5550400+5570101+5580101+5580201+5590101+5600101+5600300+5600401+5610100+5610300+5620101+5620300+5620401+5710100+5710300+5710400+5740101+5740102+5740301+5740302+5740400+5750100+5750300+5750400-7700000)	33	2196757	2672162
	Dobânda de încasat, alte valori, avansuri de trezorerie (ct.5180701+5320100+5320200+5320300+5320400+ 5320500+5320600+ 5320800+5420100)	33.1	662	10535
	Conturi la institutii de credit, BNR, casa în valuta (ct. 5110101+5110102+5120102+5120402+5120502+5130102+	35	58859	101586

A	B	C	1	2
	5130202+5140102+5140202+5150102+5150202+5150302+ 5160102+5160202+5170102+5170202+5290102+5290202+ 5290302+5290902+5310402+5410102+5410202+5500102+ 5550102+5550202+5570202+5580102+5580202+5580302+558030 3+5590102+5590202+5600102+5600103+5600402+5620102+5620 103+5620402)			
	Total disponibilitati si alte valori (rd.33+33.1+35+35.1)	40	2256278	2784283
	TOTAL ACTIVE CURENTE (rd.19+30+31+40+41+41.1+42)	45	6517271	8079746
	TOTAL ACTIVE (rd.15+45)	46	50959196	52381718
	Datorii comerciale, avansuri si alte decontari (ct.2690100+4010100+4030100+4040100+4050100+ 4080000+ 4190000+ 4620101+4620109 +4730109+ 4810101+4810102+ 4810103+4810200+ 4810300+ 4810900+4820000+ 4830000+4890000+ 5090000+ 5120800), din care:	60	304163	538973
	Datorii comerciale si avansuri (ct. 4010100+4030100+4040100+4050100+ 4080000+ 4190000+ 4620101+ 4620109), din care:	61	299442	536635
	Datorii catre bugete (ct. 4310100+4310200 + 4310300 + 4310400 + 4310500+ 4310700+ 4370100 + 4370200 + 4370300 + 4400000+4410000+ 4420300 + 4420800 + 4440000 + 4460000 4480100 +4550501 + 4550502+ 4550503+ 4620109+ 4670100+ 4670200 + 4670300 + 4670400 + 4670500+ 4670900+ 4730109+4810900+ 4820000), din care:	62	1015578	1650139
	Contributii sociale (ct.4310100+4310200+4310300+4310400+4310500+4310700+437 0100+4370200+4370300)	63.1	724686	1309682
	Împrumuturi pe termen scurt - sume ce urmeaza a fi platite într-o perioada de pâna la un an (ct.5180601+5180603+5180604+5180605+5180606 + 5180608+ 5180609+5180800+5190101+5190102 + 5190103+ 5190104+ 5190105+ 5190106+ 5190107+ 5190108+5190109+5190110+ 5190180+ 5190190 )	70		943000
	Salariile angajatilor (ct.4210000+4230000+4260000+4270100+4270300+4280101)	72	1273891	2175743
	TOTAL DATORII CURENTE (rd.60+62+65+70+71+72+73+74+75)	78	2593632	5307855
	TOTAL DATORII (rd.58+78)	79	2593632	5307855
	ACTIVE NETE = TOTAL ACTIVE – TOTAL DATORII = CAPITALURI PROPRII (rd.80= rd.46-79 = rd.90)	80	48365564	47073863
	Rezerve, fonduri (ct.1000000+1010000+1020101+1020102+1030000+1040101+104 0102+1050100+1050200+1050300+1050400+1050500+ 1060000+ 1320000+ 1330000+1390100)	84	39448737	39433972
	Rezultatul reportat (ct.1170000- sold creditor)	85	8275284	8852423
	Rezultatul patrimonial al exercitiului (ct.1210000- sold creditor)	87	641543	
	Rezultatul patrimonial al exercitiului (ct.1210000- sold debtor)	88		1212532
	TOTAL CAPITALURI PROPRII (rd.84+85-86+87-88)	90	48365564	47073863

Manager

Dr. Muresan Vasile



Director Financiar Contabil

Ec. Muntean Anca Elena



Semnătură validă

Digitally signed by Ministerul  
Finanțelor Publice  
Date: 2018.09.18 23:44:26 EET  
Reason: Document MFP

## BILANT

La luna SEP-2018

CUI Institutie Publica: 4354540

Institutie publica: SPITALUL CLINIC DE  
PNEUMOPTIZIOLOGIE LEON DANIELLO

Sector bugetar: 02

Sursa finantare:

F

--lei--

Cod rand	DENUMIRE INDICATORI	Sold la începutul perioadei	Sold la sfârșitul perioadei
A	B	1	2
01	ACTIVE	X	X
02	Active necurente	X	X
03	Active fixe necorporale	0,00	0,00
04	Active fixe corporale	44.441.925,09	44.301.972,15
07	Total active necurente (rd.03+04+05+06)	44.441.925,09	44.301.972,15
08	Active curente	X	X
09	Stocuri	2.637.610,93	2.700.635,98
10	Creante	1.623.382,47	1.651.826,61
11	Active financiare	0,00	943.000,00
12	Disponibilitati	2.255.615,22	2.773.748,58
13	Alte valori si avansuri de trezorerie	662,20	10.535,00
15	Total active curente (rd.09+10+11+12+13+14)	6.517.270,82	8.079.746,17
16	Total active (rd.07+15)	50.959.195,91	52.381.718,32
17	DATORII	X	X
18	Datorii necurente	X	X
22	Total datorii necurente (rd.19+20+21)	0,00	0,00
23	Datorii curente	X	X
24	Datorii comerciale si alte datorii	559.346,17	787.811,43
25	Imprumuturi pe termen scurt	0,00	943.000,00
26	Salariile, contributi si alte drepturi sociale	0,00	78.387,00
26	Salariile, contributi si alte drepturi sociale	1.998.576,69	3.485.424,69
29	Total datorii curente (rd.24+25+26+27+28)	2.557.922,86	5.294.623,12
30	Total datorii (rd.22+29)	2.557.922,86	5.294.623,12



Cod rand	DENUMIRE INDICATORI	Sold la începutul perioadei	Sold la sfârșitul perioadei
31	Active nete (total active minus total datorii) (rd.16-30)=(rd.36)	48.401.273,05	47.087.095,20
32	CAPITALURI PROPRII	X	X
33	Rezerve, fonduri	39.448.738,53	39.433.971,66
34	Rezultatul reportat	8.275.282,63	8.852.422,96
35	Rezultatul patrimonial al exercitiului	641.542,57	-1.212.531,84
36	TOTAL CAPITALURI PROPRII (rd.33+/-34+/-35)	48.365.563,73	47.073.862,78

## CONTUL DE REZULTAT PATRIMONIAL

la data de 30.09.2018

-lei-

Cod 02

Nr. crt	Denumirea indicatorilor	Cod rand	An precedent	An curent
A	B	C	1	2
I	VENITURI OPERATIONALE	01		
1.	Venituri din impozite, taxe, contributii de asigurari si alte venituri ale bugetelor (ct.7300100+7300200+7310100+7310200+7320100+ 7330000+ 7340000+ 7350100+7350200+7350300+7350400+ 7350500+ 7350600+7360100+7390000+7450100+7450200+ 7450300+ 7450400+ 7450500+7450900+ 7460100+ 7460200+ 7460300+ 7460900)	02		
2.	Venituri din activitati economice (ct.7210000+7220000+7510100+ 7510200+/-7090000)	03	27,106,831	36,777,407
3.	Finantari, subventii, transferuri, alocatii bugetare cu destinatie speciala (ct. 7510500+7710000+7720100+7720200+7730000+7740100+7740200+7750000+7760000+7780000+7790101+790109)	04	580,291	284,418
4.	Alte venituri operationale (ct.7140000+7180000+7500000+7510300+7510400+7810200+7810300 +7810401+7810402+7770000)	05	1,158	1,440
	TOTAL VENITURI OPERATIONALE (rd.02+03+04+05)	06	27,688,280	37,063,265
II.	CHELTUIELI OPERATIONALE	07		
1.	Salariile si contributiile sociale aferente angajatilor (ct.6410000+6420000+6450100+6450200+6450300+ 6450400+ 6450500+6450600+ 6450800+6460000+6470000)	08	20,933,491	31,707,816
2.	Subventii si transferuri (ct.6700000+6710000+6720000+6730000+6740000+ 6750000+ 6760000+ 6770000+ 6780000+6790000)	09	899,380	320,296
3.	Stocuri, consumabile, lucrari si servicii executate de terti (ct.6010000+6020100+6020200+6020300+6020400+ 6020500+ 6020600+ 6020700+6020800+6020900+6030000+ 6060000+ 6070000+6080000+6090000+6100000+ 6110000+ 6120000+ 6130000+6140000+6220000+6230000+6240100+ 6240200+ 6260000+6270000+6280000+6290100)	10	5,364,945	5,612,841
4.	Cheltuieli de capital, amortizari si provizioane (ct.6290200+6810100+6810200+6810300+6810401+6810402+6820101+ 6820109+6820200+ 6890100+ 6890200)	11	342,244	367,827
5	Alte cheltuieli operationale (ct.6350000+6540000+6580000+6580101+6580102)	12	65,139	267,017

A	B	C	1	2
	80109)			
	TOTAL CHELTUIELI OPERATIONALE (rd.08+09+10+11+12)	13	27,605,199	38,275,797
III.	REZULTATUL DIN ACTIVITATEA OPERATIONALA	14		
	- EXCEDENT (rd.06- rd.13)	15	83,081	
	- DEFICIT (rd.13- rd.06)	16		1,212,532
IV.	VENITURI FINANCIARE (ct. 7630000+7640000+7650100+7650200+76600 00+7670000+7680000+7690000+7860300+78 60400)	17		
V.	CHELTUIELI FINANCIARE (ct. 6630000+6640000+6650100+6650200+66600 00+6670000+ 6680000+6690000+6860300+6860400+68608 00)	18		
VI.	REZULTATUL DIN ACTIVITATEA FINANCIARA	19		
	- EXCEDENT (rd.17- rd.18)	20		
	- DEFICIT (rd.18- rd.17)	21		
VII.	REZULTATUL DIN ACTIVITATEA CURENTA	22		
	- EXCEDENT (rd.15+20-16-21)	23	83,081	
	- DEFICIT (rd.16+21-15-20)	24		1,212,532
VIII.	VENITURI EXTRAORDINARE (ct.7910000)	25		
IX	CHELTUIELI EXTRAORDINARE (ct.6900000+6910000)	26		
X	REZULTATUL DIN ACTIVITATEA EXTRAORDINARA	27		
	- EXCEDENT (rd.25-rd.26)	28		
	- DEFICIT (rd.26-rd.25)	29		
XI.	REZULTATUL PATRIMONIAL AL EXERCITIULUI (BRUT)	29.1		
	- EXCEDENT (rd. 23+28-24-29)	29.2	83,081	
	- DEFICIT (rd. 24+29-23-28)	29.3		1,212,532
	Cheltuieli cu impozitul pe profit (din ct. 6350000**, 6350200)	29.4		
XI	REZULTATUL PATRIMONIAL AL EXERCITIULUI (NET)	30		
	- EXCEDENT (rd. 29.2 - rd.29.4)	31	83,081	
	- DEFICIT (rd. 29.3 + rd.29.4)	32		1,212,532

\*) Nota: se determina potrivit art.13 alin.(2) lit. b) din Legea nr.227/2015 privind Codul Fiscal

Manager

Dr. Muresan Vasile



Director Financiar Contabil

Ec.Muntean Anca Elena

SITUATIA FLUXURILOR DE TREZORERIE  
30.09.2018


-lei-

DENUMIREA INDICATORULUI	Cod rand	TOTAL	CASA ct. 5310101	Buget de stat *) ct. 5200100/ 7700000	la data de											Alte disponibilitati (ct.5xx)
					Buget local 5210100/ 7700000	Buget asigurarilor sociale de stat ct. 5250101+ 5250102/ 7700000	Buget asigurarilor pentru somaj ct. 5740101+ 7700000	Buget asigurarilor nationale de sanatate ct. 5710100/ 7700000	Buget Fond pentru mediu 5750100/ 7700000	Buget trezoreriei statului ct. 5240100/ 7700000	Buget instituti publice finantate integral din venituri proprii 5600101/ 7700000	Buget institutii publice finantate din venituri proprii si suveniti 5610101/ 7700000	Buget activitati finantate din venituri proprii si buget activitati de privatizare 5620101/ 7700000	Buget imprumuturi interne si externe ct 5130101+ 5140101+ 5160101+ 7700000	Buget fonduri externe neramb (sursaD) 5150103/ 7700000	
A		1	2	3	4	5	6	7	8	9	10	11	12	13	14	15
1. Incasari	B	37501003	107258								37062792					330953
2. Plati	02	36656677	106229								36206909					343539
3. Numerar net din activitatea operationala (rd.02-03)	04	844326	1029								855883					-12586
1. Incasari	06	27									27					
2. Plati	07	368948									368948					
3. Numerar net din activitatea de investitii (rd.06-07)	08	-368921									-368921					
1. Incasari	10	943000									943000					
3. Numerar net din activitatea de finantare (rd.10-rd.11)	12	943000									943000					
IV. CRESTEREA (DESCRSTEREA) NETA DE NUMERAR SI ECHIVALENT DE NUMERAR (rd.04+rd.08+rd.12)	13	1418405	1029								1429962					-12586
V. NUMERAR SI ECHIVALENT DE NUMERAR LA INCEPUTUL ANULUI	14	2196757									2180189					16568
- Sume utilizate din excedentul anului precedent/ sume transferate din excedent la bugetul local/sume transferate din excedent pentru constituirea de depozite in trezorerie***	14.2	943000									943000					
VI. NUMERAR SI ECHIVALENT DE NUMERAR LA SFARSITUL PERIOADEI (rd.13+rd.14+14.1-14.2-14.3)	15	2672162	1029								2667151					3982

La unitatile administrative-teritoriale si la unitatile de invatamant preuniversitar coloana 3 nu se aduna in coloana 1 -Total  
 ) Randurile 14.1"Suma recuperate din excedentul anului precedent"se coteaza pentru bugetele:locale, institutiilor publice f...tate integral sau partial din venituri proprii, activitatilor fina  
 ntegral din venituri proprii, fondurilor externe nerambursabile(sursa08/D) in situatia existentei unui buget de venituri si cheltuieli, activ. de privatizare, Fondului de mediu astfel:  
 -cu sumele recuperate din excedentul anilor precedenti(inclusiv reintregirea excedentului cu depozite, daca operatiunile au avut loc in exercitiul financiar diferite  
 ) Randurile 14.2"Suma utilizate din excedentul anului precedent/suma transferate din excedent la bugetul local/suma transferate din excedent pentru constituirea de depozite in trezorerie" se  
 mpleteaza astfel:Pentru bugetele:locale,institutiilor publice finantate integral sau partial din venituri proprii, activitatilor finantate integral din venituri proprii fondurilor externe  
 nerambursabile(sursa08/D)in situatia existentei unui buget de venituri si cheltuieli, acoperirea golurilor temporare de casa;  
 anual precedent pentru efectuarea de cheltuieli, acoperirea golurilor temporare de casa;  
 - pentru bugetul institutiilor publice finantate integral din venituri proprii si bugetul activitatilor finantate integral din venituri proprii - cu sumele transferate din  
 excedent la bugetul local  
 - pentru bugetul asigurarilor sociale de stat, bugetul Fondului national unic de asigurari sociale de sanatate, bugetul Fondului de mediu, bugetul  
 institutiilor publice finantate integral din venituri proprii, bugetul activitatii de privatizare si bugetul activitatii de privatizare si bugetul fondurilor  
 externe nerambursabile(sursa 08/D)in situatia existentei unui buget de venituri si cheltuieli - cu sume transferate sin excedent pentru constituirea de depozite in trezorerie.  
 \*\*) Randul 14.3"Suma transferate din disponibilul neutilizat la finele anului precedent" se completeaza pentru :bugetul fondurilor externe nerambursabile (sursa08/D) in situatia existentei doar a u  
 get de cheltuieli, bugetul creditelor externe - cu sumele transferate la inceputul anului din disponibil neutilizat la finele anului precedent.

**Viza trezorerie**

*[Handwritten signature]*




**Director Financiar Contabil**

**Ec.Muntean Anca Elena**

*[Handwritten signature]*

**Manager**

**Dr. Muresan Vasile**





MINISTERUL FINANTELOR PUBLICE



CONFORM CU ORIGINALUL

## RAPORT DE EXECUTIE BUGETARA COFOG 3

LA DATA: 30-SEP-18

Cod Fiscal IP : 4354540 Denumire IP : SPITALUL CLINIC DE PNEUMOFIZILOGIE LEON DANIELLOCLUJ-NAPOCA

Sector bugetar : 02 - Bugetul local (administratie locala)

Tip Indicator	Sursa finantare	Clasificatie Functional a	Clasificatie Functionala Descriere	Clasificatie Economica	Clasificatie Economica Descriere	Executie Cumulat
Venit	F - Integral venituri proprii	300530	Alte venituri din concesiuni si inchirieri de catre institutiile publice			1,440.00
Venit	F - Integral venituri proprii	330800	Venituri din prestari de servicii			550,210.30
Venit	F - Integral venituri proprii	332100	Venituri din contractele incheiate cu casele de asigurari sociale de sanatate			11,629,723.01
Venit	F - Integral venituri proprii	333000	Venituri din contractele incheiate cu directiile de sanatate publica din sume alocate de la bugetul de stat			13,807,833.82
Venit	F - Integral venituri proprii	333100	Venituri din contractele incheiate cu directiile de sanatate publica din sume alocate din veniturile proprii ale Ministerului Sanatatii			562,291.20
Venit	F - Integral venituri proprii	365000	Alte venituri			9,140.00
Venit	F - Integral venituri proprii	370100	Donatii si sponsorizari			10,000.00
Venit	F - Integral venituri proprii	370300	Varsaminte din sectiunea de functionare pentru finantarea sectiunii de dezvoltare a bugetului local			-317,642.81
Venit	F - Integral venituri proprii	370400	Varsaminte din sectiunea de functionare			317,642.81
Venit	F - Integral venituri proprii	395000	Alte venituri din valorificarea unor bunuri			27.00
Venit	F - Integral venituri proprii	410600	Sume din excedentul anului precedent pentru acoperirea golurilor temporare de casa			943,000.00

CONFORM CU ORIGINALUL



Venit				Subvenții din bugetele locale pentru finanțarea cheltuielilor de capital din domeniul sanatații			131,405.41
Venit	F - Integral venituri proprii	431400		Subvenții din bugetul Fondului national unic de asigurari sociale de sanatate pentru acoperirea creșterilor salariale			10,360,748.00
<b>TOTAL VENITURI</b>							<b>38,005,818.74</b>
Cheltuiala	F - Integral venituri proprii	660601		Spitale generale	100101	Salarii de baza	18,862,340.00
Cheltuiala	F - Integral venituri proprii	660601		Spitale generale	100105	Sporuri pentru conditii de munca	6,430,611.00
Cheltuiala	F - Integral venituri proprii	660601		Spitale generale	100106	Alte sporuri	956,525.00
Cheltuiala	F - Integral venituri proprii	660601		Spitale generale	100107	Ore suplimentare	66,818.00
Cheltuiala	F - Integral venituri proprii	660601		Spitale generale	100111	Fond aferent platii cu ora	597,491.00
Cheltuiala	F - Integral venituri proprii	660601		Spitale generale	100117	Indemnizatii de hrana	912,838.00
Cheltuiala	F - Integral venituri proprii	660601		Spitale generale	100130	Alte drepturi salariale in bani	350,201.00
Cheltuiala	F - Integral venituri proprii	660601		Spitale generale	100201	Tichete de masa	74,820.00
Cheltuiala	F - Integral venituri proprii	660601		Spitale generale	100206	Vouchere de vacanta	536,700.00
Cheltuiala	F - Integral venituri proprii	660601		Spitale generale	100301	Contributii de asigurari sociale de stat	970,314.00
Cheltuiala	F - Integral venituri proprii	660601		Spitale generale	100302	Contributii de asigurari de somaj	8,539.00
Cheltuiala	F - Integral venituri proprii	660601		Spitale generale	100303	Contributii de asigurari sociale de sanatate	89,634.00
Cheltuiala	F - Integral venituri proprii	660601		Spitale generale	100304	Contributii de asigurari pentru accidente de munca si boli profesionale	4,828.00
Cheltuiala	F - Integral venituri proprii	660601		Spitale generale	100306	Contributii pentru concedii si indemnizatii	15,264.00
Cheltuiala	F - Integral venituri proprii	660601		Spitale generale	100307	Contributia asiguratorie pentru munca	574,669.00
Cheltuiala	F - Integral venituri proprii	660601		Spitale generale	200101	Furnituri de birou	68,341.54
Cheltuiala	F - Integral venituri proprii	660601		Spitale generale	200102	Materiale pentru curatenie	94,774.11
Cheltuiala	F - Integral venituri proprii	660601		Spitale generale	200103	Incalzit, iluminat si forta motrica	381,274.15
Cheltuiala	F - Integral venituri proprii	660601		Spitale generale	200104	Apa, canal si salubritate	89,401.67
Cheltuiala	F - Integral venituri proprii	660601		Spitale generale	200105	Carburanti si lubrifianti	8,351.30
Cheltuiala	F - Integral venituri proprii	660601		Spitale generale	200106	Piese de schimb	205,768.56
Cheltuiala	F - Integral venituri proprii	660601		Spitale generale	200107	Transport	11,908.73
Cheltuiala	F - Integral venituri proprii	660601		Spitale generale	200108	Posta, telecomunicatii, radio, tv, internet	37,350.93
Cheltuiala	F - Integral venituri proprii	660601		Spitale generale	200109	Materiale si prestari de servicii cu caracter functional	1,121,214.45
Cheltuiala	F - Integral venituri proprii	660601		Spitale generale	200130	Alte bunuri si servicii pentru intretinere si functionare	556,005.91



Cheltuiala	F - Integral venituri proprii	660601	Spitale generale	200200	Reparatii curente	103,977.76
Cheltuiala	F - Integral venituri proprii	660601	Spitale generale	200301	Hrana pentru oameni	314,208.42
Cheltuiala	F - Integral venituri proprii	660601	Spitale generale	200401	Medicamente	892,042.47
Cheltuiala	F - Integral venituri proprii	660601	Spitale generale	200402	Materiale sanitare	369,165.45
Cheltuiala	F - Integral venituri proprii	660601	Spitale generale	200403	Reactivi	618,034.01
Cheltuiala	F - Integral venituri proprii	660601	Spitale generale	200404	Dezinfectanti	79,523.35
Cheltuiala	F - Integral venituri proprii	660601	Spitale generale	200503	Lenjerie si accesorii de pat	16,434.52
Cheltuiala	F - Integral venituri proprii	660601	Spitale generale	200530	Alte obiecte de inventar	173,277.12
Cheltuiala	F - Integral venituri proprii	660601	Spitale generale	200601	Deplasari interne, detasari, transferari	4,171.00
Cheltuiala	F - Integral venituri proprii	660601	Spitale generale	200900	Materiale de laborator	10,281.77
Cheltuiala	F - Integral venituri proprii	660601	Spitale generale	201100	Carti, publicatii si materiale documentare	2,461.00
Cheltuiala	F - Integral venituri proprii	660601	Spitale generale	201300	Pregatire profesionala	6,983.23
Cheltuiala	F - Integral venituri proprii	660601	Spitale generale	201400	Protectia muncii	27,476.00
Cheltuiala	F - Integral venituri proprii	660601	Spitale generale	203001	Reclama si publicitate	1,527.00
Cheltuiala	F - Integral venituri proprii	660601	Spitale generale	203003	Prime de asigurare non-viata	3,446.59
Cheltuiala	F - Integral venituri proprii	660601	Spitale generale	203030	Alte cheltuieli cu bunuri si servicii	19,547.81
Cheltuiala	F - Integral venituri proprii	660601	Spitale generale	590100	Burse	320,296.00
Cheltuiala	F - Integral venituri proprii	660601	Spitale generale	594000	Sume aferente persoanelor cu handicap neincadrate	218,072.00
Cheltuiala	F - Integral venituri proprii	660601	Spitale generale	710102	Masini, echipamente si mijloace de transport	114,238.81
Cheltuiala	F - Integral venituri proprii	660601	Spitale generale	710300	Reparatii capitale aferente activelor fixe	254,709.10
<b>TOTAL CHELTUIE LI</b>						<b>36,575,856.76</b>

FXB-EXB-900



Symbol Cont	SOLD INITIAL		RULAJE CURENTE		RULAJE CUMULATE AN		TOTAL SUME		SOLD FINAL	
	DEBIT	CREDIT	DEBIT	CREDIT	DEBIT	CREDIT	DEBIT	CREDIT	DEBIT	CREDIT
: TOTAL										
60XXXXXXXXXXXXXXXXXX	2,180,188.98	0.00	38,005,968.74	943,150.00	38,005,968.74	943,150.00	40,186,157.72	943,150.00	39,243,007.72	0.00
.XXXXXXXXXXXXXXXXXXXX										
: TOTAL										
TOTAL GENERAL	2,180,188.98	0.00	38,005,968.74	943,150.00	38,005,968.74	943,150.00	40,186,157.72	943,150.00	39,243,007.72	0.00

DIRECTOR FINANCIAR CONTABIL  
EC. ANCA ELENA MUNTEAN

MANAGER  
DR. MURESAN VASILE





**SP CLINIC DE PNEUMOFITIZIOLOGIE LEON DANIELLO -**

Utilizator: EC. MUNTEAN ANCA

Data tiparii: 08.10.2018

**BALANTA CONTABILA DE VERIFICARE**

Tip balanta: Sintetica de grad 3

Perioada: 01.01.2018 - 30.09.2018

Total pana la: Total Sint. 1

Total gen prin: Insumarea sinteticelelor de grad 3

Conturi: Selectie multipla

Conturi: 770, 770.00, 770.00.00, 770.00.00.001, 770.00.00.005, 770.00.00.006

- Lei noi -

Symbol Cont	SOLD INITIAL		RULAJE CURENTE		RULAJE CUMULATE AN		TOTAL SUME		SOLD FINAL	
	DEBIT	CREDIT	DEBIT	CREDIT	DEBIT	CREDIT	DEBIT	CREDIT	DEBIT	CREDIT
77000002F660601100101XXXX	0.00	0.00	0.00	18,862,340.00	0.00	18,862,340.00	0.00	18,862,340.00	0.00	18,862,340.00
XXXXXXXXXXXXXXXXXXXX										
77000002F660601100105XXXX	0.00	0.00	0.00	6,430,611.00	0.00	6,430,611.00	0.00	6,430,611.00	0.00	6,430,611.00
XXXXXXXXXXXXXXXXXXXX										
77000002F660601100106XXXX	0.00	0.00	0.00	956,525.00	0.00	956,525.00	0.00	956,525.00	0.00	956,525.00
XXXXXXXXXXXXXXXXXXXX										
77000002F660601100107XXXX	0.00	0.00	0.00	66,818.00	0.00	66,818.00	0.00	66,818.00	0.00	66,818.00
XXXXXXXXXXXXXXXXXXXX										
77000002F660601100111XXXX	0.00	0.00	0.00	597,491.00	0.00	597,491.00	0.00	597,491.00	0.00	597,491.00
XXXXXXXXXXXXXXXXXXXX										
77000002F660601100117XXXX	0.00	0.00	0.00	912,838.00	0.00	912,838.00	0.00	912,838.00	0.00	912,838.00
XXXXXXXXXXXXXXXXXXXX										
77000002F660601100130XXXX	0.00	0.00	0.00	350,201.00	0.00	350,201.00	0.00	350,201.00	0.00	350,201.00
XXXXXXXXXXXXXXXXXXXX										
77000002F660601100201XXXX	0.00	0.00	0.00	74,820.00	0.00	74,820.00	0.00	74,820.00	0.00	74,820.00
XXXXXXXXXXXXXXXXXXXX										
77000002F660601100206XXXX	0.00	0.00	0.00	536,700.00	0.00	536,700.00	0.00	536,700.00	0.00	536,700.00
XXXXXXXXXXXXXXXXXXXX										
77000002F660601100301XXXX	0.00	0.00	0.00	970,314.00	0.00	970,314.00	0.00	970,314.00	0.00	970,314.00
XXXXXXXXXXXXXXXXXXXX										
77000002F660601100302XXXX	0.00	0.00	0.00	8,539.00	0.00	8,539.00	0.00	8,539.00	0.00	8,539.00
XXXXXXXXXXXXXXXXXXXX										
77000002F660601100303XXXX	0.00	0.00	0.00	89,634.00	0.00	89,634.00	0.00	89,634.00	0.00	89,634.00
XXXXXXXXXXXXXXXXXXXX										
77000002F660601100304XXXX	0.00	0.00	0.00	4,828.00	0.00	4,828.00	0.00	4,828.00	0.00	4,828.00
XXXXXXXXXXXXXXXXXXXX										
77000002F660601100306XXXX	0.00	0.00	0.00	15,264.00	0.00	15,264.00	0.00	15,264.00	0.00	15,264.00
XXXXXXXXXXXXXXXXXXXX										
77000002F660601100307XXXX	0.00	0.00	0.00	574,669.00	0.00	574,669.00	0.00	574,669.00	0.00	574,669.00
XXXXXXXXXXXXXXXXXXXX										
77000002F660601200101XXXX	0.00	0.00	0.00	68,341.54	0.00	68,341.54	0.00	68,341.54	0.00	68,341.54
XXXXXXXXXXXXXXXXXXXX										
77000002F660601200102XXXX	0.00	0.00	0.00	94,774.11	0.00	94,774.11	0.00	94,774.11	0.00	94,774.11
XXXXXXXXXXXXXXXXXXXX										
77000002F660601200103XXXX	0.00	0.00	0.00	381,274.15	0.00	381,274.15	0.00	381,274.15	0.00	381,274.15
XXXXXXXXXXXXXXXXXXXX										
77000002F660601200104XXXX	0.00	0.00	0.00	89,401.67	0.00	89,401.67	0.00	89,401.67	0.00	89,401.67

Simbol Cont	SOLD INITIAL		RULAJE CURENTE		RULAJE CUMULATE AN		TOTAL SUME		SOLD FINAL	
	DEBIT	CREDIT	DEBIT	CREDIT	DEBIT	CREDIT	DEBIT	CREDIT	DEBIT	CREDIT
	XXXXXXXXXXXXXXXXXX	0.00	0.00	0.00	8,351.30	0.00	8,351.30	0.00	8,351.30	0.00
70000002F660601200105XXXX	0.00	0.00	0.00	8,351.30	0.00	8,351.30	0.00	8,351.30	0.00	8,351.30
XXXXXXXXXXXXXXXXXX	0.00	0.00	0.00	205,768.56	0.00	205,768.56	0.00	205,768.56	0.00	205,768.56
70000002F660601200106XXXX	0.00	0.00	0.00	205,768.56	0.00	205,768.56	0.00	205,768.56	0.00	205,768.56
XXXXXXXXXXXXXXXXXX	0.00	0.00	0.00	11,908.73	0.00	11,908.73	0.00	11,908.73	0.00	11,908.73
70000002F660601200107XXXX	0.00	0.00	0.00	11,908.73	0.00	11,908.73	0.00	11,908.73	0.00	11,908.73
XXXXXXXXXXXXXXXXXX	0.00	0.00	0.00	37,350.93	0.00	37,350.93	0.00	37,350.93	0.00	37,350.93
70000002F660601200108XXXX	0.00	0.00	0.00	37,350.93	0.00	37,350.93	0.00	37,350.93	0.00	37,350.93
XXXXXXXXXXXXXXXXXX	0.00	0.00	0.00	1,121,214.45	0.00	1,121,214.45	0.00	1,121,214.45	0.00	1,121,214.45
70000002F660601200109XXXX	0.00	0.00	0.00	1,121,214.45	0.00	1,121,214.45	0.00	1,121,214.45	0.00	1,121,214.45
XXXXXXXXXXXXXXXXXX	0.00	0.00	0.00	556,005.91	0.00	556,005.91	0.00	556,005.91	0.00	556,005.91
70000002F660601200130XXXX	0.00	0.00	0.00	556,005.91	0.00	556,005.91	0.00	556,005.91	0.00	556,005.91
XXXXXXXXXXXXXXXXXX	0.00	0.00	0.00	103,977.76	0.00	103,977.76	0.00	103,977.76	0.00	103,977.76
70000002F660601200200XXXX	0.00	0.00	0.00	103,977.76	0.00	103,977.76	0.00	103,977.76	0.00	103,977.76
XXXXXXXXXXXXXXXXXX	0.00	0.00	0.00	314,208.42	0.00	314,208.42	0.00	314,208.42	0.00	314,208.42
70000002F660601200401XXXX	0.00	0.00	0.00	314,208.42	0.00	314,208.42	0.00	314,208.42	0.00	314,208.42
XXXXXXXXXXXXXXXXXX	0.00	0.00	0.00	892,042.47	0.00	892,042.47	0.00	892,042.47	0.00	892,042.47
70000002F660601200402XXXX	0.00	0.00	0.00	892,042.47	0.00	892,042.47	0.00	892,042.47	0.00	892,042.47
XXXXXXXXXXXXXXXXXX	0.00	0.00	0.00	369,165.45	0.00	369,165.45	0.00	369,165.45	0.00	369,165.45
70000002F660601200403XXXX	0.00	0.00	0.00	369,165.45	0.00	369,165.45	0.00	369,165.45	0.00	369,165.45
XXXXXXXXXXXXXXXXXX	0.00	0.00	0.00	618,034.01	0.00	618,034.01	0.00	618,034.01	0.00	618,034.01
70000002F660601200404XXXX	0.00	0.00	0.00	618,034.01	0.00	618,034.01	0.00	618,034.01	0.00	618,034.01
XXXXXXXXXXXXXXXXXX	0.00	0.00	0.00	79,523.35	0.00	79,523.35	0.00	79,523.35	0.00	79,523.35
70000002F660601200530XXXX	0.00	0.00	0.00	79,523.35	0.00	79,523.35	0.00	79,523.35	0.00	79,523.35
XXXXXXXXXXXXXXXXXX	0.00	0.00	0.00	16,434.52	0.00	16,434.52	0.00	16,434.52	0.00	16,434.52
70000002F660601200530XXXX	0.00	0.00	0.00	16,434.52	0.00	16,434.52	0.00	16,434.52	0.00	16,434.52
XXXXXXXXXXXXXXXXXX	0.00	0.00	0.00	173,277.12	0.00	173,277.12	0.00	173,277.12	0.00	173,277.12
70000002F660601200530XXXX	0.00	0.00	0.00	173,277.12	0.00	173,277.12	0.00	173,277.12	0.00	173,277.12
XXXXXXXXXXXXXXXXXX	0.00	0.00	0.00	4,171.00	0.00	4,171.00	0.00	4,171.00	0.00	4,171.00
70000002F660601200601XXXX	0.00	0.00	0.00	4,171.00	0.00	4,171.00	0.00	4,171.00	0.00	4,171.00
XXXXXXXXXXXXXXXXXX	0.00	0.00	0.00	10,281.77	0.00	10,281.77	0.00	10,281.77	0.00	10,281.77
70000002F660601200900XXXX	0.00	0.00	0.00	10,281.77	0.00	10,281.77	0.00	10,281.77	0.00	10,281.77
XXXXXXXXXXXXXXXXXX	0.00	0.00	0.00	2,461.00	0.00	2,461.00	0.00	2,461.00	0.00	2,461.00
70000002F660601201100XXXX	0.00	0.00	0.00	2,461.00	0.00	2,461.00	0.00	2,461.00	0.00	2,461.00
XXXXXXXXXXXXXXXXXX	0.00	0.00	0.00	6,983.23	0.00	6,983.23	0.00	6,983.23	0.00	6,983.23
70000002F660601201300XXXX	0.00	0.00	0.00	6,983.23	0.00	6,983.23	0.00	6,983.23	0.00	6,983.23
XXXXXXXXXXXXXXXXXX	0.00	0.00	0.00	27,476.00	0.00	27,476.00	0.00	27,476.00	0.00	27,476.00
70000002F660601201400XXXX	0.00	0.00	0.00	27,476.00	0.00	27,476.00	0.00	27,476.00	0.00	27,476.00
XXXXXXXXXXXXXXXXXX	0.00	0.00	0.00	1,527.00	0.00	1,527.00	0.00	1,527.00	0.00	1,527.00
70000002F660601203001XXXX	0.00	0.00	0.00	1,527.00	0.00	1,527.00	0.00	1,527.00	0.00	1,527.00
XXXXXXXXXXXXXXXXXX	0.00	0.00	0.00	3,446.59	0.00	3,446.59	0.00	3,446.59	0.00	3,446.59
70000002F660601203003XXXX	0.00	0.00	0.00	3,446.59	0.00	3,446.59	0.00	3,446.59	0.00	3,446.59
XXXXXXXXXXXXXXXXXX	0.00	0.00	0.00	19,547.81	0.00	19,547.81	0.00	19,547.81	0.00	19,547.81
70000002F660601203030XXXX	0.00	0.00	0.00	19,547.81	0.00	19,547.81	0.00	19,547.81	0.00	19,547.81
XXXXXXXXXXXXXXXXXX	0.00	0.00	0.00	320,296.00	0.00	320,296.00	0.00	320,296.00	0.00	320,296.00
70000002F660601590100XXXX	0.00	0.00	0.00	320,296.00	0.00	320,296.00	0.00	320,296.00	0.00	320,296.00

Symbol Cont	SOLD INITIAL		RULAJE CURENTE		RULAJE CUMULATE AN		TOTAL SUME		SOLD FINAL	
	DEBIT	CREDIT	DEBIT	CREDIT	DEBIT	CREDIT	DEBIT	CREDIT	DEBIT	CREDIT
XXXXXXXXXXXXXXXXXX										
70000002F660601594000XXX	0.00	0.00	0.00	218,072.00	0.00	218,072.00	0.00	218,072.00	0.00	218,072.00
XXXXXXXXXXXXXXXXXX										
70000002F660601710102XXX	0.00	0.00	0.00	114,238.81	0.00	114,238.81	0.00	114,238.81	0.00	114,238.81
XXXXXXXXXXXXXXXXXX										
70000002F660601710300XXX	0.00	0.00	0.00	254,709.10	0.00	254,709.10	0.00	254,709.10	0.00	254,709.10
XXXXXXXXXXXXXXXXXX										
77000XXXXXXXXXXXXXXXXXX	0.00	0.00	0.00	36,575,856.76	0.00	36,575,856.76	0.00	36,575,856.76	0.00	36,575,856.76
XXXXXXXXXXXXXXXXXX										
X : TOTAL										
770XXXXXXXXXXXXXXXXXX	0.00	0.00	0.00	36,575,856.76	0.00	36,575,856.76	0.00	36,575,856.76	0.00	36,575,856.76
XXXXXXXXXXXXXXXXXX										
X : TOTAL										
TOTAL GENERAL	0.00	0.00	0.00	36,575,856.76	0.00	36,575,856.76	0.00	36,575,856.76	0.00	36,575,856.76

MANAGER  
DR. MURESAN VASILE

DIRECTOR FINANCIAR CONTABIL  
EC. ANCA ELENA MUNTEAN



*[Handwritten signature]*

CONFORM CU ORIGINALUL



Pag:7 Editat la data: 20.07.2018 05:59 PM

EXTRAS DE CONT la data: 20.07.2018

Trezoraria Cluj Napoca

CONT 5007454540

SPITAL CLINIC PNEUMO CLUJ IBAN PLATITOR/ BENEFICIAR

RO12TREZ2165007XXX015694 COD PLATITOR/ NUME PLATITOR/ BENEFICIAR

NR. DOCUMENT DATA DATA PLATII

Nr. referinta banca/trezorerie

RO59TREZ2165069XXX007286 5227617 MEGAMIX COMIMPEX SRL

Sold precedent 20.07.2018 20.07.2018 TZ216102063179

RO18TREZ2165069XXX030237 31367512 SUNNA ROLLERS SRL

1141 20.07.2018 20.07.2018 TZ216102063181

Rulaj zi

Total sume

Sold final

DEBIT	CREDIT	COD ANGAJAMENT	INDICATOR ANGAJAMENT
,00	5.721,77		
4.360,40	,00		TZ216102063179-CV FACT 431182
1.361,37	,00		aparat aer conditionat manopera
5.721,77	,00		TZ216102063181-CV FACT 5358
5.721,77	5.721,77		ROLETE TEXTILE
,00	,00		

Intocmit si verificat,

Semnat de: SULAIMAN-ADRIANA CHAIKH  
Data: vineri, 20 iulie 2018 Ora: 18:41:55

*[Handwritten signature]*



**CONFORM CU ORIGINALUL**

Extras de cont la data: 28.09.2018  
 Extras de cont la data: 29.09.2018 01:23 AM  
 Pagina: 1  
 Trezoreria Cluj Napoca  
 CONT 5022037449352  
 SPITALUL CLINIC DE PNEUMOFIZI  
 IBAN PLATITOR/ BENEFICIAR  
 Nr. referinta banca/trezorerie  
 DATA PLATI  
 28.09.2018  
 DOC  
 P13POPT182710001  
 RO62BTRL01301202W33584XX 4354540  
 COD PLATITOR/ BENEFICIAR  
 RO02TREZZ16S02205X035210  
 NUME PLATITOR/ BENEFICIAR  
 SPITALUL CLINIC DE PNEUMOFIZIOLO

DEBIT	CREDIT	COD ANGAJAMENT	INDICATOR ANGAJAMENT	NR. INTERN-EXPLICATII
,00	,00			
,00	1.601,50			
,00	1.601,50			
297.158,40	298.759,90			
,00	1.601,50			
				TZZ216104639023-TRANSFER STUDIIL CLINICE

Intocmit si verificat.



Validitate in baza Legii nr. 28/2009 privind Codul de Procedura Civila si Legea nr. 55/2004 privind Codul de Procedura Penala.  
 Semnat de: SULAIMAN-ADRIANA CHAIKH  
 Data: 28.09.2018 Ora: 01:30:11

..... Cluj Napoca

NR. DOCUMENT CONT 5006434540

DATA DOC 28.09.2018

DATA PLATII 28.09.2018

Rulaj zi

Total sume

Sold final

EXTRAS DE CONT  
la data: 28.09.2018

SPITAL CLINIC PNEUMO CLUJ

Nr. referinta banca/trezorerie IBAN PLATITOR/ BENEFICIAR

TZ216104624033

RO18TREZ21621F330800XXXX 4554540

SP CLINIC DE PNEUMOTIZIOLOGIE

Edinat. la data: 29.09.2018 01:07 AM

RO05TREZ2165006XXXX025376

COD PLATITOR/ NUME PLATITOR/ BENEFICIAR

DEBIT

,00

394,42

394,42

40.658,50

,00

CREDIT

2.775,36

,00

,00

43.039,44


2.380,94

INDICATOR ANGAJAMENT

NR. INTERN-EXPLICATII

TZ216104624033-transfer venituri agregatii

CONFORM CU ORIGINALUL



Intocmit si verificat la data de 29 septembrie 2018 Ora 01:29:51

MANAGER  
DR. MURESAN VASILE

DIRECTOR FINANTARI  
EC. ANCA ELENA MUNTEAN



**SPITALUL CLINIC DE  
PNEUMFTIZIOLOGIE LEON  
DANIELOO CLUJ-NAPOCA**  
BP HASDEU 6 FN FN FN FN  
FN CLUJ-NAPOCA FN CLUJ RO

**CONFORM CU  
ORIGINALUL**

**Informatii noi pentru clientii BT**

Pentru clientii persoane juridice, ale caror conturi au fost deschise pana la data de 23.03.2018:  
Incepand cu 25 mai 2018 se modifica Conditiiile Generale de Afaceri, document care guverneaza relatia de afaceri dintre banca si  
clientii nostri.

Documentele sunt disponibile atat in sediile BT, cat si pe site-ul bancii: [www.bancatransilvania.ro/CGA-PJ](http://www.bancatransilvania.ro/CGA-PJ)

Fondurile pe care le aveti la Banca Transilvania - sume de pana la 100.000 euro, echivalent in lei - sunt garantate de Fondul de  
Garantare a Depozitelor Bancare. Mai multe informatii despre garantare si legea aferenta (Nr. 311/2015):  
[www.bancatransilvania.ro/garantarea-depozitelor](http://www.bancatransilvania.ro/garantarea-depozitelor).

EXTRAS CONT		Numarul: 16	din 27/09/2018	
CONT P13EURCRT00W5358401		Valuta	Cont de disponibil	
Extras numarul 16		EUR	Cod IBAN: RO37BTRL01304202W53584XX	
Data	Descriere		Debit	Credit
	<b>SOLD ANTERIOR</b>			0.00
27/09/2018	Incasare SEPA 1-3YA9SGE RPL554-CO-203 Verona Pharma,RO,Leon Daniello,RPL554-CO- 203,;IQVIA RDS EASTERN HOLDINGS GMBH;AT111810000130400040;GEBAAWW CURS 4.660505 RON ECHIVALENT LEI 1,628.80 REF. 000SBIP182702071			349.49 ✓
27/09/2018	<b>RULAJ ZI</b>		0.00	349.49 ✓
	<b>SOLD FINAL ZI</b>			349.49 ✓
27/09/2018	<b>RULAJ TOTAL CONT</b>		0.00	349.49
	<b>SOLD FINAL CONT</b>			349.49
	<b>TOTAL DISPONIBIL</b>			<b>349.49</b>
	din care			349.49
	<b>Fonduri proprii</b>			349.49
	<b>Credit neutilizat</b>			0.00

**Acest extras de cont este valabil fara semnatura si stampila, putand fi obtinut  
24/7 si din aplicatiile de internet (BT24) si mobile banking (mBT24)**

**SPITALUL CLINIC DE  
PNEUMFTIZIOLOGIE LEON  
DANIELOO CLUJ-NAPOCA**  
BP HASDEU 6 FN FN FN FN  
FN CLUJ-NAPOCA FN CLUJ RO



**CONFORM CU  
ORIGINALUL**

**Informatii noi pentru clientii BT**

Pentru clientii persoane juridice, ale caror conturi au fost deschise pana la data de 23.03.2018:  
Incepand cu 25 mai 2018 se modifica Conditile Generale de Afaceri, document care guverneaza relatia de afaceri dintre banca si clientii nostri.


Documentele sunt disponibile atat in sediile BT, cat si pe site-ul bancii: [www.bancatransilvania.ro/CGA-PJ](http://www.bancatransilvania.ro/CGA-PJ)

Fondurile pe care le aveti la Banca Transilvania - sume de pana la 100.000 euro, echivalent in lei - sunt garantate de Fondul de Garantare a Depozitelor Bancare. Mai multe informatii despre garantare si legea aferenta (Nr. 311/2015): [www.bancatransilvania.ro/garantarea-depozitelor](http://www.bancatransilvania.ro/garantarea-depozitelor).

EXTRAS CONT		Numarul: 9	din 28/09/2018	
CONT P13RONCRT00W5358401		Valuta	Cont de disponibil	
Extras numarul 9		RON	Cod IBAN: RO62BTRL01301202W53584XX	
Data	Descriere		Debit	Credit
	<b>SOLD ANTERIOR</b>			0.00
28/09/2018	Schimb valutar curs standard SPITALUL CLINIC DE PNEUMFTIZIOLO; CURS SCHIMB: 4.611 REF. P13SVST182710001			1,611.50
	Comision plata OP REF. P13PTRZ182710051		10.00	
	Plata OP TRANSFER STUDII CLINICE;4354540;37449352;1505SPITALUL CLINIC DE PNEUMFTIZIOLO;RO02TREZ216502205X035210;TREZROBU REF. P13PTRZ182710051		1,601.50	
28/09/2018	<b>RULAJ ZI</b>		1,611.50	1,611.50
	<b>SOLD FINAL ZI</b>			0.00
28/09/2018	<b>RULAJ TOTAL CONT</b>		1,611.50	1,611.50
	<b>SOLD FINAL CONT</b>			0.00
	<b>TOTAL DISPONIBIL</b>			<b>0.00</b>
	din care			
	<b>Fonduri proprii</b>			0.00
	<b>Credit neutilizat</b>			0.00

Acest extras de cont este valabil fara semnatura si stampila, putand fi obtinut 24/7 si din aplicatiile de internet (BT24) si mobile banking (mBT24)

**SPITALUL CLINIC DE  
PNEUMFTIZIOLOGIE LEON  
DANIELOO CLUJ-NAPOCA**  
BP HASDEU 6 FN FN FN FN  
FN CLUJ-NAPOCA FN CLUJ RO



**CONFORM CU  
ORIGINALUL**

**Informatii noi pentru clientii BT**

Pentru clientii persoane juridice, ale caror conturi au fost deschise pana la data de 23.03.2018:  
Incepand cu 25 mai 2018 se modifica Conditiiile Generale de Afaceri, document care guverneaza relatia de afaceri dintre banca si clientii nostri.

Contentele sunt disponibile atat in sediile BT, cat si pe site-ul bancii: [www.bancatransilvania.ro/CGA-PJ](http://www.bancatransilvania.ro/CGA-PJ)  
Fondurile pe care le aveti la Banca Transilvania - sume de pana la 100.000 euro, echivalent in lei - sunt garantate de Fondul de Garantare a Depozitelor Bancare. Mai multe informatii despre garantare si legea aferenta (Nr. 311/2015): [www.bancatransilvania.ro/garantarea-depozitelor](http://www.bancatransilvania.ro/garantarea-depozitelor).

EXTRAS CONT		Numarul: 17	din 28/09/2018		
CONT P13EURCRT00W5358401		Valuta	Cont de disponibil		
Extras numarul 17		EUR	Cod IBAN: RO37BTRL01304202W53584XX	Debit	Credit
Data	Descriere				
	<b>SOLD ANTERIOR</b>			349.49	349.49
28/09/2018	Schimb valutar curs standard SPITALUL CLINIC DE PNEUMFTIZIOLO; CURS SCHIMB: 4.611 CURS 4.611000 RON ECHIVALENT LEI 1,611.50 REF. P13SVST182710001			349.49	0.00
28/09/2018	<b>RULAJ ZI</b>				0.00
	<b>SOLD FINAL ZI</b>			349.49	0.00
28/09/2018	<b>RULAJ TOTAL CONT</b>				0.00
	<b>SOLD FINAL CONT</b>				0.00
	<b>TOTAL DISPONIBIL</b>				0.00
	din care				0.00
	<b>Fonduri proprii</b>				0.00
	<b>Credit neutilizat</b>				0.00

**Acest extras de cont este valabil fara semnatura si stampila, putand fi obtinut 24/7 si din aplicatiile de internet (BT24) si mobile banking (mBT24)**

## SITUATIA FLUXURILOR DE TREZORERIE

la data de 30.09.2018

Cod 04

-lei-

Denumirea indicatorilor A	Cod rand B	Total 1	Casa in valuta 2	Alte disponibilitati 3
1. Incasari	02	42,727		42,727
3. Numerar net din activitatea operationala (rd. 02- rd.03)	04	42,727		42,727
IV. CRESTEREA (DESCRESTEREA) NETA DE NUMERAR SI ECHIVALENT DE NUMERAR (rd.04+rd.08+rd.12)	13	42,727		42,727
V. NUMERAR SI ECHIVALENT DE NUMERAR LA INCEPUTUL ANULUI	14	58,859		58,859
VI. NUMERAR SI ECHIVALENT DE NUMERAR LA FINELE PERIOADEI (rd.13+14 +15-16)	17	101,586		101,586

NOTA: Coloanale se completeaza astfel:

Col.1 TOTAL - (col.2+col.3+.....n)

Col.2 - ct. 5310402 "Casa in valuta"

Col.3 si urmatoarele - ct. de disponibilitati in lei si in valuta la unitati bancare:( 5xxxxxx)

Manager

Dr. Muresan Vasile



Director Financiar Contabil

Ec.Muntean Anca Elena

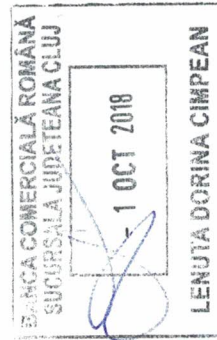
SITUATIA CENTRALIZATOARE A CONTURILOR GESTIONARI LA DATA DE 30-09-2018

Titular:

2661063 SPITALUL CLINIC DE PNEUMOFIZIOLOGIE LEON DANIELLO



Org_id	Unitate	Cont	Data desch	Dobanda ir	Dobanda p Sold	Client	Calitate	Nume	Prenume	IBAN
Valuta ROL unitatea CLUJ CLUJ-NAPOCA										
141	CLUJ CLUJ-	25335.A01	1-Dec-00	7.55	6.8	15576.39	2664234	GESTIONAF Homorode	Daniela	RO54RNCB0106026610630001
141	CLUJ CLUJ-	25335.A01	17-IUL-01	3.7	3.33	5285.01	2665501	GESTIONAF Nuna	Mihaela	RO05RNCB0106026610630010
141	CLUJ CLUJ-	25335.A01	24-Feb-05	2.04	1.84	2658.53	2683714	GESTIONAF Hodrea	Valeria	RO48RNCB0106026610630012
141	CLUJ CLUJ-	25335.A01	24-Feb-05	1.97	1.77	2557	2683357	GESTIONAF Farcas	Elisabeta	RO21RNCB0106026610630013
141	CLUJ CLUJ-	25335.A01	25-Feb-09	3.67	3.3	5674.68	10792678	GESTIONAF Buze	Adriana Nic	RO10RNCB0106026610630017
141	CLUJ CLUJ-	25335.A01	26-Feb-09	4.24	3.82	5958.43	8793107	GESTIONAF Fornu	Eniko	RO80RNCB0106026610630018
141	CLUJ CLUJ-	25335.A01	26-Feb-09	3.67	3.3	5674.63	10792681	GESTIONAF Sipos	Mariana	RO53RNCB0106026610630019
141	CLUJ CLUJ-	25335.A01	26-Feb-09	3.8	3.42	5416.97	8725680	GESTIONAF Useri	Maria	RO26RNCB0106026610630020
141	CLUJ CLUJ-	25335.A01	26-Feb-09	3.26	2.94	4861.82	1323988	GESTIONAF Lupea	Camelia Ali	RO96RNCB0106026610630021
141	CLUJ CLUJ-	25335.A01	26-Feb-09	4.24	3.82	5958.41	2683241	GESTIONAF Pestean	Melania Elk	RO69RNCB0106026610630022
141	CLUJ CLUJ-	25335.A01	19-Aug-13	1.36	1.22	1617.36	11505631	GESTIONAF Corchis	Daniela Me	RO15RNCB0106026610630024
141	CLUJ CLUJ-	25335.A01	19-Aug-13	2.64	2.38	3081.77	13547069	GESTIONAF Bordea	Traian	RO85RNCB0106026610630025
141	CLUJ CLUJ-	25335.A01	25-Apr-14	6.96	6.26	15294.46	2627210	GESTIONAF Precup	Dorel	RO58RNCB0106026610630026
141	CLUJ CLUJ-	25335.A01	5-Feb-15	3.66	3.29	5359.03	10232014	GESTIONAF Minecan	Claudia Sitr	RO31RNCB0106026610630027
141	CLUJ CLUJ-	25335.A01	5-Feb-15	6.2	5.58	8308.7	14457278	GESTIONAF Portik	Lucia-Valer	RO04RNCB0106026610630028
141	CLUJ CLUJ-	25335.A01	1-Dec-00	2.03	1.83	2627.86	2664228	GESTIONAF Molnar	Ileana	RO70RNCB0106026610630004
141	CLUJ CLUJ-	25335.A01	17-IUL-01	3.67	3.3	5674.64	2665500	GESTIONAF Zegrean	Crina Floric	RO32RNCB0106026610630009
Total valuta ROL unitatea CLUJ CLUJ-NAPOCA										
Total valuta ROL										



**SPITALUL CLINIC DE PNEUMFTIZIOLOGIE"LEON DANIELLO"CLUJ-  
NAPOCA**

Nr. 4061 /16.10.2018

**Catre,**

**Consiliul Judetean Cluj-Napoca**

**Serviciul Contabilitate**

Va trimitem componenta soldului la casa 5311:

**Suma de 1.029,49 lei:**

,

- Art.20.01.05 – 319,89 lei
- 
- art.20.01.07 – 167,39 lei
- art.20.01.08 – 179,27 lei
- art.20.01.30 – 150.20 lei
- art.20.04.01- 0.78 lei
- art 20.06.01 – 105,47 lei
- art 20.30.30 – 0.04 lei
- art 20.30.03 – 22.89 lei
- Art.20.02 – 83,56 lei

**Manager,  
Dr.Vasile Muresan**



**Director Financiar Contabil  
Ec.Muntean Anca Elena**



## CONTUL DE EXECUTIE AL INSTITUTIILOR PUBLICE - CHELTUIELI

Anexa 7

la data de 30.09.2018

Cod 21 Capitol 6610060105 Subcapitol

Denumirea indicatorilor *)	Cod indicator	Credite de angajament	Credite bugetare		Angajamente bugetare	Angajamente legale	Plati efectuate	Angajamente legale de platit	Cheltuieli efective
			initiale	definitive					
<b>A</b>	<b>B</b>	<b>1</b>	<b>2</b>	<b>3</b>	<b>4</b>	<b>5</b>	<b>6</b>	<b>7=5-6</b>	<b>8</b>
TOTAL CHELTUIELI(SECTIUNEA DE FUNCTIONARE+SECTIUNEA DE DEZVOLTARE)			63,607,750	55,242,920	37,112,493	37,112,493	36,575,857	536,636	38,275,798
SECTIUNEA DE FUNCTIONARE (cod 01+79+85)	F								
CHELTUIELI CURENTE (10+20+30+40+50+51SF+55SF+57+59)	01F		62,049,750	53,684,920	36,663,419	36,663,419	36,206,909	456,510	37,907,971
TITLUL I CHELTUIELI DE PERSONAL (cod 10.01 la 10.03)	10		50,702,440	43,653,920	30,451,592	30,451,592	30,451,592		31,707,816
Cheltuieli salariale in bani ( cod 10.01.01+10.01.03 la 10.01.08 +10.01.10 la 10.01.16 +10.01.30)	1001		47,674,370	41,040,850	28,176,824	28,176,824	28,176,824		29,733,433
Salarii de baza	100101		28,576,200	25,321,940	18,862,340	18,862,340	18,862,340		19,706,434
Sporuri pentru conditii de munca	100105		13,280,710	11,333,910	6,430,611	6,430,611	6,430,611		6,992,007
Alte sporuri	100106		1,870,000	1,570,000	956,525	956,525	956,525		920,467
Ore suplimentare	100107		200,000	180,000	66,818	66,818	66,818		64,454
Prima de vacanta	100109		603,200						
Fond aferent platii cu ora	100111		980,000	780,000	597,491	597,491	597,491		606,300
Indemnizatii de hrana	100117		1,444,260	1,170,000	912,838	912,838	912,838		1,011,711
Alte drepturi salariale in bani	100130		720,000	685,000	350,201	350,201	350,201		432,060
Cheltuieli salariale in natura ( cod 10.02.01 la 10.02.06+10.02.30)	1002		676,570	676,570	611,520	611,520	611,520		601,370
Tichete de masa	100201		74,820	74,820	74,820	74,820	74,820		74,820
Tichete de vacanta	100206		601,750	601,750	536,700	536,700	536,700		526,550
Contributii (cod 10.03.01 la 10.03.06)	1003		2,351,500	1,936,500	1,663,248	1,663,248	1,663,248		1,373,013
Contributii de asigurari sociale de stat	100301		1,201,000	991,000	970,314	970,314	970,314		719,957

A	B	1	2	3	4	5	6	7=5-6	8
Contributii de asigurari de somaj	100302		9,000	9,000	8,539	8,539	8,539		
Contributii de asigurari sociale de sanatate	100303		95,000	90,000	89,634	89,634	89,634		
Contributii de asigurari pentru accidente de munca si boli profesionale	100304		5,500	5,500	4,828	4,828	4,828		
Contributii pentru concedii si indemnizatii	100306		16,000	16,000	15,264	15,264	15,264		
Contributia asiguratorie pentru munca	100307		1,005,000	805,000	574,669	574,669	574,669		653,056
Contributii platite de angajator in numele angajatului	100308		20,000	20,000					
TITLUL II BUNURI SI SERVICII (cod 20.01 la 20.06+20.09 la 20.16+20.18 la 20.25+20.27+20.30)	20		9,285,360	8,321,000	5,673,459	5,673,459	5,216,949	456,510	5,654,749
Bunuri si servicii (cod 20.01.01 la 20.01.09+20.01.30)	2001								
Furnituri de birou	200101		3,883,000	3,440,000	2,706,304	2,706,304	2,574,392	131,912	2,656,969
Materiale pentru curatenie	200102		240,000	200,000	78,783	78,783	68,342	10,441	71,052
Incalziti, iluminati si forta motrica	200103		240,000	200,000	100,928	100,928	94,774	6,154	104,059
Apa, canal si salubritate	200104		600,000	500,000	403,118	403,118	381,274	21,844	403,197
Carburanti si lubrifianti	200105		115,000	100,000	99,844	99,844	89,402	10,442	99,518
Piese de schimb	200106		28,000	25,000	9,927	9,927	8,351	1,576	8,984
Transport	200107		430,000	350,000	215,170	215,170	205,769	9,401	231,667
Posta, telecomunicatii, radio, tv, internet	200108		55,000	50,000	14,144	14,144	11,909	2,235	12,936
Materiale si prestari de servicii cu caracter functional	200109		75,000	65,000	41,432	41,432	37,351	4,081	41,530
Alte bunuri si servicii pentru intretinere si functionare	200130		1,250,000	1,150,000	1,138,134	1,138,134	1,121,214	16,920	1,137,410
Reparatii curente	2002		850,000	800,000	604,824	604,824	556,006	48,818	546,616
Hrana (cod 20.03.01+20.03.02)	2003		270,000	250,000	109,435	109,435	103,978	5,457	103,745
Hrana pentru oameni	200301		650,000	600,000	365,121	365,121	314,208	50,913	357,619
Medicamente si materiale sanitare (cod 20.04.01 la 20.04.04)	2004		650,000	600,000	365,121	365,121	314,208	50,913	357,619
Medicamente	200401		3,522,360	3,140,000	2,219,024	2,219,024	1,958,764	260,260	2,451,061
Materiale sanitare	200402		1,542,360	1,250,000	1,019,025	1,019,025	892,042	126,983	1,157,685
Reactivi	200403		580,000	550,000	429,262	429,262	369,165	60,097	413,153
Dezinfectanti	200404		1,150,000	1,100,000	685,537	685,537	618,034	67,503	782,708
Bunuri de natura obiectelor de inventar (cod 20.05.01+20.05.03+20.05.30)	2005		250,000	240,000	85,200	85,200	79,523	5,677	97,515
Uniforme si echipament	200501		435,000	385,000	197,078	197,078	189,712	7,366	8,298
Lenjerie si accesorii de pat	200503		15,000	15,000					
Alte obiecte de inventar	200530		20,000	20,000	16,435	16,435	16,435		2,521
			400,000	350,000	180,643	180,643	173,277	7,366	5,777

A	B	1	2	3	4	5	6	7=5-6	8
Deplasari, detasari, transferari (cod 20.06.01+20.06.02)	2006		31,000	30,000	4,171	4,171	4,171		4,066
Deplasari interne, detasari, transferari	200601		31,000	30,000	4,171	4,171	4,171		4,066
Materiale de laborator	2009		90,000	85,000	10,884	10,884	10,282	602	11,550
Carti, publicatii si materiale documentare	2011		68,000	65,000	2,461	2,461	2,461		2,461
Pregatire profesionala	2013		35,000	35,000	6,983	6,983	6,983		6,983
Protectia muncii	2014		75,000	65,000	27,476	27,476	27,476		27,476
Alte cheltuieli (cod 20.30.01 la 20.30.04+20.30.06+20.30.07+20.30.09+20.30.30)	2030		226,000	226,000	24,522	24,522	24,522		24,521
Reclama si publicitate	203001		23,000	23,000	1,527	1,527	1,527		1,527
Prime de asigurare non-viata	203003		38,000	38,000	3,447	3,447	3,447		3,424
Alte cheltuieli cu bunuri si servicii	203030		165,000	165,000	19,548	19,548	19,548		19,570
TITLUL XI ALTE CHELTUIELI (cod 59.01+59.02+59.08+59.11+59.12+59.15+59.17+59.20+59.22+ 59.25+59.30+59.35)	59		2,061,950	1,710,000	538,368	538,368	538,368		545,406
Burse	5901		1,731,950	1,450,000	320,296	320,296	320,296		320,296
Sume aferente persoanelor cu handicap nefincadrate	5940		330,000	260,000	218,072	218,072	218,072		225,110
SECTIUNEA DE DEZVOLTARE (cod 51+55+56+58+70+81+85)	D		1,558,000	1,558,000	449,074	449,074	368,948	80,126	367,827
CHELTUIELI DE CAPITAL ((cod 71+72+75)	70		1,558,000	1,558,000	449,074	449,074	368,948	80,126	367,827
TITLUL XIII ACTIVE NEFINANCIARE (cod 71.01 + 71.03)	71		1,558,000	1,558,000	449,074	449,074	368,948	80,126	367,827
Active fixe (cod 71.01.01 la 71.01.03+71.01.30)	7101		1,088,800	1,088,800	114,239	114,239	114,239		367,827
Masini, echipamente si mijloace de transport	710102		1,088,800	1,088,800	114,239	114,239	114,239		341,579
Mobilier, aparatura biroutica si alte active corporale	710103								26,248
Reparatii capitale aferente activelor fixe	7103		469,200	469,200	334,835	334,835	254,709	80,126	
A. CHELTUIELILE CURENTE (10+20+30+40+50+51+55+56+58+59)	01		62,049,750	53,684,920	36,663,419	36,663,419	36,206,909	456,510	37,907,971



## CONTUL DE EXECUTIE

## A BUGETULUI INSTITUTIILOR PUBLICE SI ACTIVITATILOR FINANTATE INTEGRAL SAU PARTIAL DIN VENITURI PROPRII (DE SUBORDONARE LOCALA) -VENITURI

la data de 30.09.2018

Cod 20

Denumirea indicatorilor	Cod indicator	Prevederi bugetare		Drepturi constatate			Incasari realizate	Stingeri pe alte cai decat incasari	Drepturi constatate de incasat de incasari
		definitive		Total, din care:	din anii precedenti	din anul curent			
		initiale	2						
<b>A</b>	<b>B</b>	<b>1</b>	<b>2</b>	<b>3=4+5</b>	<b>4</b>	<b>5</b>	<b>6</b>	<b>7</b>	<b>8=3-6-7</b>
TOTAL VENITURI (cod 00.02+00.15+00.16+00.17+45.10+48.10)	000110	61,427,560	46,359,900	38,005,819		38,005,819	38,005,819		
I. VENITURI CURENTE (cod 00.03+00.12)	0002	51,173,060	38,356,900	26,570,638		26,570,638	26,570,638		
C. VENITURI NEFISCALE ( cod 00.13+00.14)	2900	51,173,060	38,356,900	26,570,638		26,570,638	26,570,638		
C1. VENITURI DIN PROPRIETATE (cod 30.10+31.10)	3000	3,800	2,900	1,440		1,440	1,440		
Venituri din proprietate (cod 30.10.05+30.10.08+30.10.09+30.10.50)	3010	3,800	2,900	1,440		1,440	1,440		
Venituri din concesiuni si inchirieri (cod 30.10.05.30)	301005	3,800	2,900	1,440		1,440	1,440		
Alte venituri din concesiuni si inchirieri de catre institutiile publice	30100530	3,800	2,900	1,440		1,440	1,440		
C2. VANZARI DE BUNURI SI SERVICII (cod 33.10+34.10+35.10+36.10+37.10)	3300	51,169,260	38,354,000	26,569,198		26,569,198	26,569,198		
Venituri din prestari de servicii si alte activitati (cod 33.10.05+33.10.08+33.10.09+33.10.13+ 33.10.14+ 33.10.16+33.10.17+33.10.19 la 33.10.21+33.10.30 la 33.10.32+33.10.50)	3310	51,091,260	38,300,000	26,550,058		26,550,058	26,550,058		
Venituri din prestari de servicii	331008	1,539,460	1,250,000	550,210		550,210	550,210		
Venituri din contractele incheiate cu casele de asigurari sociale de sanatate	331021	24,800,000	18,600,000	11,629,723		11,629,723	11,629,723		
Venituri din contractele incheiate cu directiile de sanatate publica din sume alocate de la bugetul de stat	331030	23,600,000	17,400,000	13,807,834		13,807,834	13,807,834		
Venituri din contractele incheiate cu directiile de sanatate publica din sume alocate din veniturile proprii ale Ministerului Sanatatii	331031	1,151,800	1,050,000	562,291		562,291	562,291		
Diverse venituri (cod 36.10.04+36.10.32+36.10.50)	3610	18,000	14,000	9,140		9,140	9,140		
Alte venituri	361050	18,000	14,000	9,140		9,140	9,140		

A	B	1	2	3=4+5	4	5	6	7	8=3-6-7
Transferuri voluntare, altele decat subventiile (cod 37.10.01+37.10.03+37.10.04+37.10.50)	3710	60,000	40,000	10,000		10,000	10,000		
Donatii si sponsorizari	371001	60,000	40,000	10,000		10,000	10,000		
Varsaminte din sectiunea de functionare pentru finantarea sectiunii de dezvoltare a bugetului local (cu semnul minus)	371003			-317,643		-317,643	-317,643		
Varsaminte din sectiunea de functionare	371004			317,643		317,643	317,643		
II.VENITURI DIN CAPITAL (cod 39.10)	0015	6,500	5,000	27		27	27		
Venituri din valorificarea unor bunuri (cod 39.10.01+39.10.50)	3910	6,500	5,000	27		27	27		
Alte venituri din valorificarea unor bunuri	391050	6,500	5,000	27		27	27		
III. OPERATIUNI FINANCIARE (cod 40.10+41.10)	0016			943,000		943,000	943,000		
Alte operatiuni financiare(cod.41.10.06 + 41.10.11)	4110			943,000		943,000	943,000		
Sume din excedentul anului precedent pentru acoperirea golurilor temporare de casa	411006			943,000		943,000	943,000		
IV. SUBVENTII (cod 00.18)	4100	10,248,000	7,998,000	10,492,154		10,492,154	10,492,154		
SUBVENTII DE LA ALTE NIVELE ALE ADMINISTRATIEI PUBLICE (cod 42.10+43.10)	0018	1,148,000	1,148,000	131,406		131,406	131,406		
Subventii de la alte administratii (cod43.10.09+43.10.10+43.10.14 la 43.10.17+43.10.19 + 43.10.25 la 43.10.27+43.10.31+43.10.32+43.10.33+43.10.35)	4310	10,248,000	7,998,000	10,492,154		10,492,154	10,492,154		
Subventii din bugetele locale pentru finantarea cheltuielilor de capital in domeniul sanatatii	431014	1,148,000	1,148,000	131,406		131,406	131,406		
Subventii din bugetul Fondului national unic de asigurari sociale de sanatate pentru acoperirea cresterilor salariale	431033	9,100,000	6,850,000	10,360,748		10,360,748	10,360,748		
VENITURILE SECTIUNII DE FUNCTIONARE (cod 00.02+00.16+00.17) - TOTAL	000110	60,273,060	45,206,900	37,556,743		37,556,743	37,556,743		
I. VENITURI CURENTE (cod 00.03+00.12)	0002	51,173,060	38,356,900	26,252,995		26,252,995	26,252,995		
C. VENITURI NEFISCALE ( cod 00.13+00.14)	2900	51,173,060	38,356,900	26,252,995		26,252,995	26,252,995		
C1. VENITURI DIN PROPRIETATE (cod 30.10 + 31.10)	3000	3,800	2,900	1,440		1,440	1,440		
Venituri din proprietate (cod 30.10.05+30.10.08+30.10.09+30.10.50)	3010	3,800	2,900	1,440		1,440	1,440		
Venituri din concesiuni si inchirieri (cod 30.10.05.30)	301005	3,800	2,900	1,440		1,440	1,440		
Alte venituri din concesiuni si inchirieri de catre institutiile publice	30100530	3,800	2,900	1,440		1,440	1,440		
C2. VANZARI DE BUNURI SI SERVICII (cod 33.10+34.10+35.10+36.10+37.10)	3300	51,169,260	38,354,000	26,251,555		26,251,555	26,251,555		
Venituri din prestari de servicii si alte activitati (cod33.10.05+33.10.08+33.10.09+33.10.13+ 33.10.14 +33.10.16+33.10.17 +33.10.19 la 33.10.21+33.10.30 la 33.10.32+33.10.50)	3310	51,091,260	38,300,000	26,550,058		26,550,058	26,550,058		

A	B	1	2	3=4+5	4	5	6	7	8=3-6-7
Venituri din prestari de servicii	331008	1,539,460	1,250,000	550,210		550,210	550,210		
Venituri din contractele incheiate cu casele de asigurari sociale de sanatate	331021	24,800,000	18,600,000	11,629,723		11,629,723	11,629,723		
Venituri din contractele incheiate cu directiile de sanatate publica din sume alocate de la bugetul de stat	331030	23,600,000	17,400,000	13,807,834		13,807,834	13,807,834		
Venituri din contractele incheiate cu directiile de sanatate publica din sume alocate din veniturile proprii ale Ministerului Sanatatii	331031	1,151,800	1,050,000	562,291		562,291	562,291		
Diverse venituri (cod 36.10.04+36.10.32+36.10.50)	3610	18,000	14,000	9,140		9,140	9,140		
Alte venituri	361050	18,000	14,000	9,140		9,140	9,140		
Transferuri voluntare, altele decât subventiile (cod 37.10.01+37.10.03+37.10.50)	3710	60,000	40,000	-307,643		-307,643	-307,643		
Donatii si sponsorizari	371001	60,000	40,000	10,000		10,000	10,000		
Varsaminte din sectiunea de functionare pentru finantarea sectiunii de dezvoltare a bugetului local (cu semnul minus)	371003			-317,643		-317,643	-317,643		
III.OPERATIUNI FINANCIARE (cod 40.10+41.10)	0016			943,000		943,000	943,000		
Alte operatiuni financiare(cod.41.10.06 + 41.10.11)	4110			943,000		943,000	943,000		
Sume din excedentul anului precedent pentru acoperirea golurilor temporare de casa	411006			943,000		943,000	943,000		
IV. SUBVENTIIL (cod 00.18)	4100	9,100,000	6,850,000	10,360,748		10,360,748	10,360,748		
SUBVENTIIL DE LA ALTE NIVELE ALE ADMINISTRATIEI PUBLICE (cod 42.10+43.10)	0018	9,100,000	6,850,000	10,360,748		10,360,748	10,360,748		
Subventii de la alte administratii (cod 43.10.09+43.10.10 +43.10.15+43.10.33+43.10.35)	4310	9,100,000	6,850,000	10,360,748		10,360,748	10,360,748		
Subventii din bugetul Fondului national unic de asigurari sociale de sanatate pentru acoperirea cresterilor salariale	431033	9,100,000	6,850,000	10,360,748		10,360,748	10,360,748		
VENITURILE SECTIUNII DE DEZVOLTARE (cod 00.02+00.15+00.16+00.17+45.10+48.10) - TOTAL	000110	1,154,500	1,153,000	449,076		449,076	449,076		
I. VENITURI CURENTE (cod 00.12)	0002			317,643		317,643	317,643		
C. VENITURI NEFISCALE ( cod 00.14)	2900			317,643		317,643	317,643		
C2. VANZARI DE BUNURI SI SERVICII (cod 36.10+37.10)	3300			317,643		317,643	317,643		
Transferuri voluntare, altele decât subventiile (cod 37.10.04)	3710			317,643		317,643	317,643		
Varsaminte din sectiunea de functionare	371004			317,643		317,643	317,643		
II.VENITURI DIN CAPITAL (cod 39.10)	0015	6,500	5,000	27		27	27		
Venituri din valorificarea unor bunuri (cod 39.10.01+39.10.50)	3910	6,500	5,000	27		27	27		
Alte venituri din valorificarea unor bunuri	391050	6,500	5,000	27		27	27		
IV. SUBVENTIIL (cod 00.18)	4100	1,148,000	1,148,000	131,406		131,406	131,406		
SUBVENTIIL DE LA ALTE NIVELE ALE ADMINISTRATIEI PUBLICE (cod 42.10+43.10)	0018	1,148,000	1,148,000	131,406		131,406	131,406		

A	B	1	2	3=4+5	4	5	6	7	8=3-6-7
Subventii de la alte administratii (cod 43.10.14+43.10.16+43.10.17+43.10.19 + 43.10.25 la 43.10.27+43.10.31+43.10.32+43.10.35)	4310	1,148,000	1,148,000	131,406		131,406	131,406		
Subventii din bugetele locale pentru finantarea cheltuielilor de capital in domeniul sanatatii	431014	1,148,000	1,148,000	131,406		131,406	131,406		

**Manager**

**Dr. Muresan Vasile**



**Director Financiar Contabil**

**Ec. Muntean Anca Elena**

**CONTUL DE EXECUTIE  
A BUGETULUI INSTITUTIILOR PUBLICE SI ACTIVITATILOR FINANTATE INTEGRAL SAU PARTIAL DIN VENITURI PROPRII (DE SUBORDONARE LOCALA) -CHELTUIELI**

la data de 30.09.2018

Cod 21

Denumirea indicatorilor *)	Cod indicator	Credite de angajament	Credite bugetare		Angajamente bugetare	Angajamente legale	Plati efectuate	Angajamente legale de platit	Cheltuieli efective
			initiale	definitive					
<b>A</b>	<b>B</b>	<b>1</b>	<b>2</b>	<b>3</b>	<b>4</b>	<b>5</b>	<b>6</b>	<b>7=5-6</b>	<b>8</b>
TOTAL CHELTUIELI - SECTIUNEA DE FUNCTIONARE + SECTIUNEA DE DEZVOLTARE (cod 50.10+59.10+63.10+70.10+74.10+79.10)	4910		63,607,750	55,242,920	37,112,493	37,112,493	36,575,857	536,636	38,275,798
Partea III-a CHELTUIELI SOCIAL-CULTURALE (cod 65.10+66.10+67.10+68.10)	6310		63,607,750	55,242,920	37,112,493	37,112,493	36,575,857	536,636	38,275,798
Sanatate (66.10.06+66.10.08+66.10.50)	6610		63,607,750	55,242,920	37,112,493	37,112,493	36,575,857	536,636	38,275,798
Servicii medicale in unitati sanitare cu paturi (cod 66.10.06.01+66.10.06.03)	661006		63,607,750	55,242,920	37,112,493	37,112,493	36,575,857	536,636	38,275,798
Spitale generale	66100601		63,607,750	55,242,920	37,112,493	37,112,493	36,575,857	536,636	38,275,798
CHELTUIELILE SECTIUNII DE FUNCTIONARE (cod 50.10+59.10+63.10+70.10+74.10+79.10)	4910		63,607,750	55,242,920	37,112,493	37,112,493	36,575,857	536,636	38,275,798
Partea III-a CHELTUIELI SOCIAL-CULTURALE (cod 65.10+66.10+67.10+68.10)	6310		63,607,750	55,242,920	37,112,493	37,112,493	36,575,857	536,636	38,275,798
Sanatate (66.10.06+66.10.08+66.10.50)	6610		63,607,750	55,242,920	37,112,493	37,112,493	36,575,857	536,636	38,275,798
Servicii medicale in unitati cu paturi (cod 66.10.06.01+66.10.06.03)	661006		63,607,750	55,242,920	37,112,493	37,112,493	36,575,857	536,636	38,275,798
Spitale generale	66100601		63,607,750	55,242,920	37,112,493	37,112,493	36,575,857	536,636	38,275,798

**Manager**

**Dr. Muresan Vasile**



**Director Financiar Contabil**

**Ec. Muntean Anca Elena**

Cod 51

I.

**PLATI RESTANTE**

la data de 30.09.2018

DENUMIREA INDICATORILOR	Nr. rand	Sold la inceputul anului	Sold la finele perioadei	
			TOTAL	Din care: aferent sumelor angajate cu prevederi bugetare
A	B	1	2	3
PLATI RESTANTE-TOTAL (rd. 150+300), din care:	01			
-sub 30 de zile (rd. 151+301)	02			
-peste 30 de zile (rd. 152+302)	03			
-peste 90 de zile (rd. 153+303)	04			
-peste 120 zile (rd.154+304)	05			
-peste 1 an rd. 155+305)	06			
PLATI RESTANTE-TOTAL SECTIUNEA DE FUNCTIONARE (rd. 160+170+240+250+270+280+290), din care:	150			
-sub 30 de zile (rd.161+171+241+251+271+281+291)	151			
-peste 30 de zile (rd.162+172+242+252+272+282+292)	152			
-peste 90 de zile (rd. 163+173+243+253+273+283+293)	153			
-peste 120 zile (rd. 165+174+245+257+274+284+294)	154			
-peste 1 an ( rd. 166+175+246+258+275+285+295)	155			
Plati restante catre furnizori, creditorii din operatii comerciale (ct.4010100, ct.4030100, ct.4620101, ct.4620109) (rd.161+162+163+165+166) din care:	160			
-sub 30 de zile	161			
-peste 30 de zile	162			
-peste 90 de zile din care:	163			
(ct.4620101,ct.4620109)	164			
-peste 120 zile	165			
-peste 1 an	166			
Plati restante fata de bugetul general consolidat (rd.171+172+173+174+175) (ct.4310100,ct.4310200, ct.4310300,ct.4310400,ct.4310500, ct.4310700,ct.4370100,ct.4370200,ct.4370300,ct.4420300, ct.4440000, ct.4460000,ct.4480100 ) din care:	170			
-sub 30 de zile	171			
-peste 30 de zile	172			
-peste 90 de zile	173			
-peste 120 zile	174			
-peste 1 an	175			
Plati restante fata de salariati (drepturi salariale), (ct.4210000, ct.4230000, ct.4260000, ct.4270100, ct.4270300, ct.4280101) (rd.241+242+243+245+246) din care:	240			
-sub 30 de zile	241			
-peste 30 de zile	242			
-peste 90 de zile	243			
din care ct.(4270100+4270300)	244			
-peste 120 zile	245			
-peste 1 an	246			
Plati restante fata de alte categorii de persoane, (ct.4270300, ct.4290000, ct.4380000 ) (rd.251+252+253+257+258) din care:	250			
-sub 30 de zile :	251			
-peste 30 de zile :	252			
-peste 90 de zile din care:( rd.254+255+256)	253			
ct.(4270300)	254			
ct.(4290000)	255			
ct.(4380000)	256			
-peste 120 zile	257			

A	B	1	2	3
peste 1 an	258			
mprumuturi nerambursate la scadenta, (ct.1610100, ct.1620100, ct.1630100, ct.1650100, ct.1670101, ct.1670102, ct.1670103, ct.1670108, ct.1670109, ct.1690100, ct.5190101, ct.5190102, ct.5190105, ct.5190106, ct.5190107, ct.5190108, ct.5190109, ct.5190110, ct.5190180, ct.5190190) (rd.271+272+273+274+275) din care:	270			
-sub 30 de zile	271			
peste 30 de zile	272			
peste 90 de zile	273			
peste 120 zile	274			
peste 1 an	275			
Dobânzi restante, din care: (aferente celor de la rd.270), (ct.1680100, ct.1680200, ct.1680300, ct.1680500, ct.1680701, ct.1680702, ct.1680703, ct.1680708, ct.1680709, ct.5180605, ct.5180606, ct.5180608, ct.5180609, ct.5180800) (rd.281+282+283+284+285) din care:	280			
-sub 30 de zile	281			
peste 30 de zile	282			
peste 90 de zile	283			
peste 120 zile	284			
peste 1 an	285			
Creditori bugetari (ct.4620109, ct.4670200) ( rd.291+292+293+294+295), din care:	290			
-sub 30 de zile	291			
peste 30 de zile	292			
peste 90 de zile	293			
peste 120 zile	294			
peste 1 an	295			
PLATI RESTANTE-TOTAL SECTIUNEA DEZVOLTARE (rd.310+320+330) din care:	300			
-sub 30 de zile (rd. 311+321+331)	301			
peste 30 de zile (rd. 312+322+332)	302			
peste 90 de zile (rd. 313+323+333)	303			
peste 120 zile (rd. 315+324+334)	304			
peste 1 an ( rd. 316+325+335)	305			
Plati restante catre furnizori, creditorii din operatii comerciale (ct.4040100, ct.4050100, ct.4620101, ct.4620103, ct.4620109) (rd.311+312+313+315+316) din care:	310			
-sub 30 de zile	311			
peste 30 de zile	312			
peste 90 de zile din care:	313			
(ct.4620101, ct.4620103, ct.4620109)	314			
peste 120 zile	315			
peste 1 an	316			
mprumuturi nerambursate la scadenta, (ct.1610100, ct.1620100, ct.1630100, ct.1650100, ct.1670101, ct.1670102, ct.1670103, ct.1670108, ct.1670109, ct.1690100, ct.5190101, ct.5190102, ct.5190105, ct.5190103, ct.5190107, ct.5190108, ct.5190110, ct.5190180, ct.5190190) (rd.321+322+323+324+325) din care:	320			
-sub 30 de zile	321			
peste 30 de zile	322			
peste 90 de zile	323			
peste 120 zile	324			
peste 1 an	325			
Dobânzi restante, din care: (aferente celor de la rd.320), (ct.1680100, ct.1680200, ct.1680300, ct.1680500, ct.1680701, ct.1680702, ct.1680703, ct.1680708, ct.1680709, ct.5180605, ct.5180606, ct.5180608, ct.5180609, ct.5180800) (rd. 331+332+333+334+335) din care:	330			
-sub 30 de zile	331			
peste 30 de zile	332			
peste 90 de zile	333			
peste 120 zile	334			
peste 1 an	335			

7) Se completeaza cu ultimelele coduri.

- 40 - pentru total plati restante;
- 41 - pentru plati restante din bugetul de stat;
- 42 - pentru plati restante din bugetele locale;
- 43 - pentru plati restante din bugetul asigurarilor sociale de stat;
- 44 - pentru plati restante din bugetul asigurarilor pentru somaj;
- 45 - pentru plati restante din bugetul Fondului national unic de asigurari sociale de sanatate;
- 46 - pentru plati restante din credite externe;
- 47 - pentru plati restante din credite interne;
- 48 - pentru plati restante din fonduri externe nerambursabile;
- 51 - pentru plati restante ale institutiilor publice finantate integral din venituri proprii;
- 53 - pentru plati restante ale institutiilor publice finantate ipartial din venituri proprii;
- 54 - pentru plati restante ale iactivitatilor finantate integral din venituri proprii;

**Manager**

**Dr. Muresan Vasile**



**Director Financiar Contabil**

**Ec.Muntean Anca Elena**



SITUATIA ACTIVEI SI DATORIILOR INSTITUTIILOR PUBLICE  
 DIN ADMINISTRATIA LOCALA

Cod 18

la data de 30.09.2018

-lei-

Nr. rand		Cod rand	Sold la inceputul anului	Sold la sfarsitul perioadei
A	B	C	1	2
	Numerar în lei în casieria institutiilor publice locale si ale institutiilor publice de subordonare locala, (ct.5310101)	4		1029
	Disponibilitati în lei ale institutiilor publice locale si ale institutiilor publice de subordonare locala, la trezorerii (ct.5100000+ct.5120101+ct.5120501+ct.5150101+ct.5150103+ct.5150500+ct.5150600+ct.5160101+ct.5160301 +ct.5160302+ct.5170101+ct.5170301+ct.5170302+ct.5210100+ct.5210300+ct.5280000+ct.5290201+ct.5290301+ct.5290400+ ct.5290901+ct.5500101+ct.5520000+ct.5550101 +ct.5570101+ct.5580101+ct.5580201+ct.5600101+ ct.5600300+ct.5610100+ct.5610300+ct.5620101+ct.5620300-ct.7700000), din care :	5	2196757	2671133
	Total (in baze cash) (rd.04+05)	8	2196757	2672162
	Total (in baze accrual) (rd.08+09)	10	2196757	2672162
	Alte valori (ct.5320100+ct.5320200+ct.5320300+ct.5320400+ct.5320500+ ct.5320600+ct.5320800)	23	662	10535
	Disponibilitati ale institutiilor publice locale si ale institutiilor de subordonare locala la institutiile de credit rezidente (ct.5110101+ct.5110102+ct.5120102+ct.	32	58859	101586


	.5120402+ct.5120502+ ct.5150102+ ct.5150202+ ct.5160102+ct.5160202+ ct.5170102+ ct.5170202+ ct.5290202+5290302+ct.52 90902+ct.5500102+ct. 5550102+ct. 5550202+ct.5570202+ct.55 80102+ ct.5580302+ ct.5600102+ct.5600103+ct .5610102+ct5610103+ct.56 20102+ct.5620103), din care :			
	Total (în baze cash) (rd.32+35)	36	58859	101586
	Total ( în baze accrual) ( rd.36+37)	38	58859	101586
	Creante comerciale curente legate de livrari de bunuri si servicii de catre autoritatile locale sau de institutii subordonate acestora (ct.2320000+ct.2340000+c t.4090101+ct.4090102+ct. 4110101+ ct.4110108+ ct.4130100+ct.4180000+ct .4610101 - ct.4910100 - ct.4960100). Total (rd.166+167+168+172), din care de la :	165	1623382	1646784
	- de la societati nefinanciare (S.11),	167	1623382	1646784
1	Sume datorate tertilor reprezentând garantii si cautiuni aflate în conturile institutiilor publice (ct.4280101+ct.4280201+c t.4620109+ct.4620209) Total (rd.204+205+206), din care :	203	58859	101586
	- salariatilor (gospodariile populatiei ) (S.143)	204	58859	101586
	Sume primite din excedentul anului precedent pentru acoperirea golurilor temporare de casa si pentru finantarea cheltuielilor sectiunii de dezvoltare (ct.5190107+ct.5190190)	267.1		943000
	Total (în baze cash) (rd.262+266+267+267 .1)	268		943000
	Total (în baze accrual)	275		943000

	(Cash+dobanzi) (rd.268+274)			
	Datorii comerciale curente legate de livrari de bunuri si servicii (ct.4010100+ct.4030100+ct.4040100 +ct.4050100+ct.4080000 +ct.4190000+ ct.4620101) Total (rd.321+322+326+327), din care catre :	320	299442	536635
	- Societati nefinanciare (S.11)	321	299442	536635
	Datoriile institutiilor publice din administratia locala catre bugete ( ct.4420300+ ct.4310100+ct.4310200+ct.4310300+ct.4310400+ ct.4310500+ ct.4310700+ct.4370100+ct.4370200+ct.4370300+ ct.4420801 +ct.4440000+ct.446.01.00 +ct.446.02.00+ct.4480100 )	331	1015578	1650139
	Salariile angajatilor (ct 4210000+ct.4230000+ct.4260000 +ct.4270100+ct.4270300 +ct.4280101)	332	1273891	2175743
	Total (rd.331+332+333+334)	335	2289469	3825882

Sectoarele si subsectoarele definite conform Sistemului European de Conturi (SEC' 95)	utilizator Anexa 40	Cod SEC'95
Societati nefinanciare		S.11
Societati financiare		S.12
Banca centrala		S.121
Societati care accepta depozite, exclusiv banca centrala		S.122
Fonduri de piata monetara		S.123
Fonduri de investitii, altele decat fondurile de piata monetara		S.124
Alti intermediari financiari, exclusiv societati de asigurare si fonduri de pensii		S.125
Auxiliari financiari		S.126
Societati de asigurare (SA)		S.128
Fonduri de pensii (FP)		S.129
Administratii publice		S.13
Administratia centrala(exclusiv fondurile de securitate sociala)		S.1311
Administratia locale(exclusiv fondurile de securitate sociala)		S.1313
Fonduri de securitate sociala		S.1314
Gospodariile populatiei		S.14
Restul lumii		S.2
State membre si institutii si organisme ale Uniunii Europene		S.21
Statele membre ale Uniunii Europene		S.211
Institutii si organisme ale Uniunii Europene		S.212
State nonmembre si organizatii internationale nerezidente ale Uniunii Europene		S.22

**Manager**

**Dr. Muresan Vasile**



**Director Financiar Contabil**

**Ec. Muntean Anca Elena**

SITUATIA  
PRIVIND EXERCITAREA CONTROLULUI FINANCIAR PREVENTIV  
PENTRU TRIMESTRUL III 2018  
IN MII LEI

0.0

NR. CURENT	OPERAT. CU EFECT FINANCIAR ASUP. FONDURILOR PUBL. SAU PATR. PUBLIC	CORESP. COL.1 CADRU GEN.	TOTAL OPERATIUNI		din care: REFUZATE LA VIZA		din care: NEEFFECT. REFUZ LA VIZA	
			NR. OPERATIUNI	VAL. MIL. LEI	NR. OPERATIUNI	VAL. MIL. LEI	NR. OPERATIUNI	VAL. MIL. LEI
	TOTAL (rd. 1+2+3+4+5+6+7+8+9)		1,236.00	76,547.74	0.00	0.00	0.00	0.00
1	Desch. rep. alim. retr. mod. cred. bug. Total (rd. 1.1+1.2+1.3+1.4) din care:		10.00	62,580.75	0.00	0.00	0.00	0.00
1.1	Desch. de credite	A1	10.00	62,580.75				
1.2	Repart. alim. credite	A2						
1.3	Virari de credite	A4						
1.4	Alte operatiuni	A3; A5						
2	Angaj. legale-total (2.1+2.2+2.3+2.4+2.5+2.6+2.7) din care:		80.00	240.75	0.00	0.00	0.00	0.00
2.1	Acte admin. oblig. de plata	B14; B15; B16; B17						
2.2	Contr. pr. serv. furn. bun. exec. lucr.	B1; B2	80.00	240.75				
2.3	Contracte/acord finantare	B3						
2.4	Contr./acord de imprumut	B4; B10; B21						
2.5	Contr./acord de garant.	B5; B6; B7; B8; B9						
2.6	Contr. inch. conces. part.	B12; B18; B19; B20						
2.7	Alte acte jur. oblig. plata	B11; B13						
3	Propunere angaj. cheltuieli							
4	Angajamente bugetare globale							
5	Ordonantari in avans	C10; C13						
6	Ordonantari de plata total (6.1+6.2+6.3+6.4+6.5+6.6+6.7) din care:		1,146.00	13,726.24	0.00	0.00	0.00	0.00
6.1	Drepturi de personal si obl. af.	C14	649.00	11,858.16				
6.2	Pensii ajut. rente si altele							
6.3	Serv. prest. bunuri liv. lucr. exec.	C1; C9; C11	497.00	1,868.08				
6.4	Ramburs. dob. comis. si altele	C2; C3						
6.5	Subv. trans. prime, alte form. sprij.	C5						
6.6	Finantari, cofinantari	C12						
6.7	Alte obligatii	C4; C6; C7; C8						
7	Operat. financ. de plasament	E8; E9						
8	Operatiuni privind activele	D1; D2; D3; D4; E1						
9	Alte operatiuni	E2; E3; E4; E5; E6; E7						

Manager  
Dr. Vesile Muresan

Persoana care acorda VIZA CFPP  
Director Financiar Contabil,  
Ec. Muntean Anca Elena

Spitalul Clinic de Pneumoftiziologie Cluj  
VIZAT C.F.P. PROPRIU  
DATA .....  
1

**BALANTA CONTABILA DE VERIFICARE**


Tip balanta: Sintetica de grad 1  
Total pana la: Total Sint. 1

Perioada: 01.01.2018 - 30.09.2018  
Total gen prin: Insumarea sinteticelor de grad 3

- Lei noi -

Simbol Cont	SOLD INITIAL		RULAJE CURENTE		RULAJE CUMULATE AN		TOTAL SUME		SOLD FINAL	
	DEBIT	CREDIT	DEBIT	CREDIT	DEBIT	CREDIT	DEBIT	CREDIT	DEBIT	CREDIT
103	0.00	39,144,667.38	0.00	-0.09	0.00	-0.09	0.00	39,144,667.29	0.00	39,144,667.29
105	0.00	304,071.15	14,766.78	0.00	14,766.78	0.00	14,766.78	304,071.15	0.00	289,304.37
117	0.00	8,273,282.63	7,423.71	584,564.04	7,423.71	584,564.04	7,423.71	8,859,846.67	0.00	8,852,422.96
121	0.00	641,542.57	38,275,797.46	36,421,723.05	38,275,797.46	36,421,723.05	38,275,797.46	37,063,265.62	1,212,531.84	0.00
208	161,731.84	0.00	0.00	0.00	0.00	0.00	161,731.84	0.00	161,731.84	0.00
211	18,277,893.19	0.00	0.00	0.00	0.00	0.00	18,277,893.19	0.00	18,277,893.19	0.00
212	20,866,774.19	0.00	-0.09	0.00	-0.09	0.00	20,866,774.10	0.00	20,866,774.10	0.00
213	7,756,673.01	0.00	114,238.81	18,329.48	114,238.81	18,329.48	7,870,911.82	18,329.48	7,852,582.34	0.00
214	474,765.34	0.00	0.00	-0.40	0.00	-0.40	474,765.34	-0.40	474,765.74	0.00
231	978,589.78	0.00	113,635.75	0.00	113,635.75	0.00	1,092,225.53	0.00	1,092,225.53	0.00
280	0.00	161,731.84	0.00	0.00	0.00	0.00	0.00	161,731.84	0.00	161,731.84
281	0.00	3,912,770.42	18,330.00	367,828.33	18,330.00	367,828.33	18,330.00	4,280,598.75	0.00	4,262,268.75
302	931,230.68	0.00	2,878,167.35	3,010,165.58	2,878,167.35	3,010,165.58	3,809,398.03	3,010,165.58	799,232.45	0.00
303	1,706,380.25	0.00	438,231.44	244,599.75	438,231.44	244,599.75	2,144,611.69	244,599.75	1,900,011.94	0.00
307	0.00	0.00	8,451.68	7,060.09	8,451.68	7,060.09	8,451.68	7,060.09	1,391.59	0.00
345	0.00	0.00	41,193.73	41,193.73	41,193.73	41,193.73	41,193.73	41,193.73	0.00	0.00
401	0.00	78,242.75	5,798,466.31	6,176,731.87	5,798,466.31	6,176,731.87	5,798,466.31	6,254,974.62	0.00	456,508.31
404	0.00	221,199.69	368,947.91	227,874.56	368,947.91	227,874.56	368,947.91	449,074.25	0.00	80,126.34
411	1,613,018.47	0.00	36,629,268.59	36,833,177.73	36,629,268.59	36,833,177.73	38,242,287.06	36,833,177.73	1,409,109.33	0.00
421	0.00	1,176,510.00	28,900,255.00	29,733,677.00	28,900,255.00	29,733,677.00	28,900,255.00	30,910,187.00	0.00	2,009,932.00
423	0.00	14,856.00	293,681.00	319,781.00	293,681.00	319,781.00	293,681.00	334,637.00	0.00	40,956.00
425	0.00	0.00	18,000.00	13,000.00	18,000.00	13,000.00	18,000.00	13,000.00	0.00	0.00
427	0.00	23,666.00	263,134.00	262,737.00	263,134.00	262,737.00	263,134.00	286,403.00	0.00	23,269.00
428	0.00	58,858.69	74,820.00	117,547.00	74,820.00	117,547.00	74,820.00	176,405.69	0.00	101,585.69
429	0.00	0.00	320,296.00	320,296.00	320,296.00	320,296.00	320,296.00	320,296.00	0.00	0.00
431	0.00	707,609.00	10,863,636.00	11,544,096.00	10,863,636.00	11,544,096.00	10,863,636.00	12,251,705.00	0.00	1,388,069.00
437	0.00	17,077.00	17,077.00	0.00	17,077.00	0.00	17,077.00	17,077.00	0.00	0.00
442	0.00	35,709.32	69,390.00	46,913.10	69,390.00	46,913.10	69,390.00	82,622.42	0.00	13,232.42
444	0.00	238,210.00	2,011,945.00	1,998,491.00	2,011,945.00	1,998,491.00	2,011,945.00	2,236,701.00	0.00	224,756.00
446	0.00	16,973.00	218,072.00	225,139.00	218,072.00	225,139.00	218,072.00	242,112.00	0.00	24,040.00
461	10,364.00	0.00	235,436.10	8,125.10	235,436.10	8,125.10	245,800.10	8,125.10	237,675.00	0.00
462	0.00	4,720.73	20,180.37	17,840.42	20,180.37	17,840.42	20,180.37	22,561.15	0.00	2,380.78
468	0.00	0.00	943,000.00	0.00	943,000.00	0.00	943,000.00	0.00	943,000.00	0.00
473	0.00	0.00	14,214.57	14,172.29	14,214.57	14,172.29	14,214.57	14,172.29	42.28	0.00
512	0.00	0.00	748.75	748.75	748.75	748.75	748.75	748.75	0.00	0.00
519	0.00	0.00	0.00	943,000.00	0.00	943,000.00	0.00	943,000.00	0.00	943,000.00
531	0.00	0.00	107,258.01	106,228.52	107,258.01	106,228.52	107,258.01	106,228.52	1,029.49	0.00
532	662.20	0.00	613,440.00	603,567.20	613,440.00	603,567.20	614,102.20	603,567.20	10,535.00	0.00

Simbol Cont	SOLD INITIAL		RULAJE CURENTE		RULAJE CUMULATE AN		TOTAL SUME		SOLD FINAL	
	DEBIT	CREDIT	DEBIT	CREDIT	DEBIT	CREDIT	DEBIT	CREDIT	DEBIT	CREDIT
550	64,580.46	0.00	42,727.00	5,721.77	42,727.00	5,721.77	107,307.46	5,721.77	101,585.69	0.00
552	10,845.78	0.00	14,408.51	21,271.85	14,408.51	21,271.85	25,254.29	21,271.85	3,982.44	0.00
560	2,180,188.98	0.00	38,005,968.74	943,150.00	38,005,968.74	943,150.00	40,186,157.72	943,150.00	39,243,007.72	0.00
581	0.00	0.00	14,092.98	14,092.98	14,092.98	14,092.98	14,092.98	14,092.98	0.00	0.00
602	0.00	0.00	3,240,525.17	3,240,525.17	3,240,525.17	3,240,525.17	3,240,525.17	3,240,525.17	0.00	0.00
603	0.00	0.00	8,298.30	8,298.30	8,298.30	8,298.30	8,298.30	8,298.30	0.00	0.00
610	0.00	0.00	502,714.52	502,714.52	502,714.52	502,714.52	502,714.52	502,714.52	0.00	0.00
611	0.00	0.00	103,744.69	103,744.69	103,744.69	103,744.69	103,744.69	103,744.69	0.00	0.00
613	0.00	0.00	3,423.70	3,423.70	3,423.70	3,423.70	3,423.70	3,423.70	0.00	0.00
614	0.00	0.00	4,065.53	4,065.53	4,065.53	4,065.53	4,065.53	4,065.53	0.00	0.00
623	0.00	0.00	3,988.00	3,988.00	3,988.00	3,988.00	3,988.00	3,988.00	0.00	0.00
624	0.00	0.00	12,936.34	12,936.34	12,936.34	12,936.34	12,936.34	12,936.34	0.00	0.00
626	0.00	0.00	41,529.53	41,529.53	41,529.53	41,529.53	41,529.53	41,529.53	0.00	0.00
627	0.00	0.00	291.87	291.87	291.87	291.87	291.87	291.87	0.00	0.00
628	0.00	0.00	1,631,485.55	1,631,485.55	1,631,485.55	1,631,485.55	1,631,485.55	1,631,485.55	0.00	0.00
629	0.00	0.00	59,838.00	59,838.00	59,838.00	59,838.00	59,838.00	59,838.00	0.00	0.00
635	0.00	0.00	225,139.00	225,139.00	225,139.00	225,139.00	225,139.00	225,139.00	0.00	0.00
641	0.00	0.00	29,733,677.00	29,733,677.00	29,733,677.00	29,733,677.00	29,733,677.00	29,733,677.00	0.00	0.00
642	0.00	0.00	601,370.00	601,370.00	601,370.00	601,370.00	601,370.00	601,370.00	0.00	0.00
645	0.00	0.00	1,372,769.00	1,372,769.00	1,372,769.00	1,372,769.00	1,372,769.00	1,372,769.00	0.00	0.00
658	0.00	0.00	41,402.89	41,402.89	41,402.89	41,402.89	41,402.89	41,402.89	0.00	0.00
665	0.00	0.00	474.96	474.96	474.96	474.96	474.96	474.96	0.00	0.00
679.00	0.00	0.00	320,296.00	320,296.00	320,296.00	320,296.00	320,296.00	320,296.00	0.00	0.00
681	0.00	0.00	367,827.41	367,827.41	367,827.41	367,827.41	367,827.41	367,827.41	0.00	0.00
750	0.00	0.00	1,440.00	1,440.00	1,440.00	1,440.00	1,440.00	1,440.00	0.00	0.00
751	0.00	0.00	36,889,226.48	36,889,226.48	36,889,226.48	36,889,226.48	36,889,226.48	36,889,226.48	0.00	0.00
770	0.00	0.00	0.00	36,575,856.76	0.00	36,575,856.76	0.00	36,575,856.76	0.00	0.00
772	0.00	0.00	131,405.41	131,405.41	131,405.41	131,405.41	131,405.41	131,405.41	0.00	0.00
779	0.00	0.00	41,193.73	41,193.73	41,193.73	41,193.73	41,193.73	41,193.73	0.00	0.00
TOTAL GENERAL	55,033,698.17	55,033,698.17	243,107,763.54	243,107,763.54	243,107,763.54	243,107,763.54	298,141,461.71	298,141,461.71	94,594,107.51	94,594,107.51



MANAGER  
**DR. MURESAN VASILE**  
 DIRECTOR FINANCIAR CONTABIL  
 EC. ANCA ELENA MUNTEAN

*(Handwritten signature)*

**BALANTA CONTABILA DE VERIFICARE**

Tip balanta: Toate conturile  
Perioada: 01.01.2018 - 30.09.2018  
Total pana la: Total Sint. 1  
Total gen prin: Insumarea sinteticelor de grad 3

- Lei noi -

Symbol Cont	SOLD INITIAL		RULAJE CURENTE		RULAJE CUMULATE AN		TOTAL SUME		SOLD FINAL	
	DEBIT	CREDIT	DEBIT	CREDIT	DEBIT	CREDIT	DEBIT	CREDIT	DEBIT	CREDIT
103.00.00	0.00	39,144,667.38	0.00	-0.09	0.00	-0.09	0.00	0.00	0.00	39,144,667.29
<b>103.00 : TOTAL</b>	<b>0.00</b>	<b>39,144,667.38</b>	<b>0.00</b>	<b>-0.09</b>	<b>0.00</b>	<b>-0.09</b>	<b>0.00</b>	<b>0.00</b>	<b>0.00</b>	<b>39,144,667.29</b>
103 : TOTAL	0.00	39,144,667.38	0.00	-0.09	0.00	-0.09	0.00	0.00	0.00	39,144,667.29
105.03.00	0.00	304,019.32	14,714.95	0.00	14,714.95	0.00	14,714.95	0.00	0.00	304,019.32
<b>105.03 : TOTAL</b>	<b>0.00</b>	<b>304,019.32</b>	<b>14,714.95</b>	<b>0.00</b>	<b>14,714.95</b>	<b>0.00</b>	<b>14,714.95</b>	<b>0.00</b>	<b>0.00</b>	<b>304,019.32</b>
105.04 : TOTAL	0.00	51.83	51.83	0.00	51.83	0.00	51.83	0.00	0.00	289,304.37
<b>105 : TOTAL</b>	<b>0.00</b>	<b>51.83</b>	<b>51.83</b>	<b>0.00</b>	<b>51.83</b>	<b>0.00</b>	<b>51.83</b>	<b>0.00</b>	<b>0.00</b>	<b>289,304.37</b>
117.00.00.01.09	0.00	304,071.15	14,766.78	0.00	14,766.78	0.00	14,766.78	0.00	0.00	304,071.15
117.00.00.01.10	0.00	20,065.37	0.00	0.00	0.00	0.00	0.00	0.00	0.00	20,065.37
117.00.00.01.12	0.00	134,001.27	3,832.03	0.00	3,832.03	0.00	3,832.03	0.00	0.00	134,001.27
117.00.00.01.22	209.17	0.00	0.00	0.00	0.00	0.00	209.17	0.00	209.17	0.00
117.00.00.01.01	0.00	330,075.37	0.00	14,766.78	0.00	14,766.78	0.00	0.00	0.00	344,842.15
<b>117.00.00.01 : TOTAL</b>	<b>0.00</b>	<b>483,932.84</b>	<b>3,832.03</b>	<b>14,766.78</b>	<b>3,832.03</b>	<b>14,766.78</b>	<b>3,832.03</b>	<b>0.00</b>	<b>0.00</b>	<b>498,699.62</b>
117.00.00.10.01	0.00	56.60	-150.00	0.00	-150.00	0.00	-150.00	0.00	0.00	206.60
117.00.00.10.02	0.00	70.96	0.00	0.00	0.00	0.00	0.00	0.00	0.00	70.96
117.00.00.10.03	9,937.56	0.00	0.00	0.00	0.00	0.00	9,937.56	0.00	9,937.56	0.00
117.00.00.10.04	49.68	0.00	0.00	0.00	0.00	0.00	49.68	0.00	49.68	0.00
117.00.00.10.05	5,545.32	0.00	0.00	0.00	0.00	0.00	5,545.32	0.00	5,545.32	0.00
117.00.00.10.15	0.00	7,806,754.79	3,741.68	569,797.26	3,741.68	569,797.26	3,741.68	0.00	0.00	8,376,552.05
<b>117.00.00.10 : TOTAL</b>	<b>0.00</b>	<b>7,791,349.79</b>	<b>3,591.68</b>	<b>569,797.26</b>	<b>3,591.68</b>	<b>569,797.26</b>	<b>3,591.68</b>	<b>0.00</b>	<b>0.00</b>	<b>8,361,147.05</b>
117.00.00 : TOTAL	0.00	8,275,282.63	7,423.71	584,564.04	7,423.71	584,564.04	7,423.71	0.00	0.00	8,859,846.67
<b>117.00 : TOTAL</b>	<b>0.00</b>	<b>8,275,282.63</b>	<b>7,423.71</b>	<b>584,564.04</b>	<b>7,423.71</b>	<b>584,564.04</b>	<b>7,423.71</b>	<b>0.00</b>	<b>0.00</b>	<b>8,859,846.67</b>
121.00.00.10	0.00	641,542.57	38,275,797.46	36,421,723.05	7,423.71	36,421,723.05	38,275,797.46	7,423.71	1,212,531.84	8,852,422.96
<b>121.00.00 : TOTAL</b>	<b>0.00</b>	<b>641,542.57</b>	<b>38,275,797.46</b>	<b>36,421,723.05</b>	<b>7,423.71</b>	<b>36,421,723.05</b>	<b>38,275,797.46</b>	<b>7,423.71</b>	<b>1,212,531.84</b>	<b>8,852,422.96</b>
121.00 : TOTAL	0.00	641,542.57	38,275,797.46	36,421,723.05	7,423.71	36,421,723.05	38,275,797.46	7,423.71	1,212,531.84	8,852,422.96
121 : TOTAL	0.00	641,542.57	38,275,797.46	36,421,723.05	7,423.71	36,421,723.05	38,275,797.46	7,423.71	1,212,531.84	8,852,422.96
208.02.00	161,731.84	0.00	0.00	0.00	0.00	0.00	161,731.84	0.00	161,731.84	0.00
<b>208.02 : TOTAL</b>	<b>161,731.84</b>	<b>0.00</b>	<b>0.00</b>	<b>0.00</b>	<b>0.00</b>	<b>0.00</b>	<b>161,731.84</b>	<b>0.00</b>	<b>161,731.84</b>	<b>0.00</b>
208 : TOTAL	161,731.84	0.00	0.00	0.00	0.00	0.00	161,731.84	0.00	161,731.84	0.00
211.01.00.01	16,483,707.39	0.00	0.00	0.00	0.00	0.00	16,483,707.39	0.00	16,483,707.39	0.00
211.01.00.02	1,794,185.80	0.00	0.00	0.00	0.00	0.00	1,794,185.80	0.00	1,794,185.80	0.00
<b>211.01.00 : TOTAL</b>	<b>18,277,893.19</b>	<b>0.00</b>	<b>0.00</b>	<b>0.00</b>	<b>0.00</b>	<b>0.00</b>	<b>18,277,893.19</b>	<b>0.00</b>	<b>18,277,893.19</b>	<b>0.00</b>
211.01 : TOTAL	18,277,893.19	0.00	0.00	0.00	0.00	0.00	18,277,893.19	0.00	18,277,893.19	0.00
211 : TOTAL	18,277,893.19	0.00	0.00	0.00	0.00	0.00	18,277,893.19	0.00	18,277,893.19	0.00
212.09.01.01	16,965,744.68	0.00	-0.09	0.00	0.00	0.00	16,965,744.59	0.00	16,965,744.59	0.00
212.09.01.02	3,901,029.51	0.00	0.00	0.00	0.00	0.00	3,901,029.51	0.00	3,901,029.51	0.00
<b>212.09.01 : TOTAL</b>	<b>20,866,774.19</b>	<b>0.00</b>	<b>-0.09</b>	<b>0.00</b>	<b>-0.09</b>	<b>0.00</b>	<b>20,866,774.10</b>	<b>0.00</b>	<b>20,866,774.10</b>	<b>0.00</b>

Simbol Cont	SOLD INITIAL		RULAJE CURENTE		RULAJE CUMULATE AN		TOTAL SUME		SOLD FINAL	
	DEBIT	CREDIT	DEBIT	CREDIT	DEBIT	CREDIT	DEBIT	CREDIT	DEBIT	CREDIT
212.09 : TOTAL	20,866,774.19	0.00	-0.09	0.00	-0.09	0.00	20,866,774.10	0.00	20,866,774.10	0.00
212 : TOTAL	20,866,774.19	0.00	-0.09	0.00	-0.09	0.00	20,866,774.10	0.00	20,866,774.10	0.00
213.01.00.01	7,420,516.16	0.00	114,238.81	-0.52	114,238.81	-0.52	7,534,754.97	-0.52	7,534,754.97	0.00
213.01.00.02	64,303.33	0.00	0.00	18,340.00	0.00	18,340.00	64,303.33	18,340.00	45,963.33	0.00
213.01.00 : TOTAL	7,484,819.49	0.00	114,238.81	18,339.48	114,238.81	18,339.48	7,599,058.30	18,339.48	7,580,718.82	0.00
213.01 : TOTAL	7,484,819.49	0.00	114,238.81	18,339.48	114,238.81	18,339.48	7,599,058.30	18,339.48	7,580,718.82	0.00
213.02.00.01	174,371.33	0.00	0.00	0.00	0.00	0.00	174,371.33	0.00	174,371.33	0.00
213.02.00 : TOTAL	174,371.33	0.00	0.00	0.00	0.00	0.00	174,371.33	0.00	174,371.33	0.00
213.02 : TOTAL	174,371.33	0.00	0.00	0.00	0.00	0.00	174,371.33	0.00	174,371.33	0.00
213.03.00.01	97,482.02	0.00	0.00	-10.00	0.00	-10.00	97,482.02	-10.00	97,492.02	0.00
213.03.00 : TOTAL	97,482.02	0.00	0.00	-10.00	0.00	-10.00	97,482.02	-10.00	97,492.02	0.00
213.03 : TOTAL	97,482.02	0.00	0.00	-10.00	0.00	-10.00	97,482.02	-10.00	97,492.02	0.00
213.04.00.02	0.17	0.00	0.00	0.00	0.00	0.00	0.17	0.00	0.17	0.00
213.04.00 : TOTAL	0.17	0.00	0.00	0.00	0.00	0.00	0.17	0.00	0.17	0.00
213.04 : TOTAL	0.17	0.00	0.00	0.00	0.00	0.00	0.17	0.00	0.17	0.00
213 : TOTAL	7,756,673.01	0.00	114,238.81	18,329.48	114,238.81	18,329.48	7,870,911.82	18,329.48	7,852,582.34	0.00
214.00.00.01	438,658.56	0.00	0.00	0.00	0.00	0.00	438,658.56	0.00	438,658.56	0.00
214.00.00.02	36,106.78	0.00	0.00	-0.40	0.00	-0.40	36,106.78	-0.40	36,107.18	0.00
214.00.00 : TOTAL	474,765.34	0.00	0.00	-0.40	0.00	-0.40	474,765.34	-0.40	474,765.74	0.00
214.00 : TOTAL	474,765.34	0.00	0.00	-0.40	0.00	-0.40	474,765.34	-0.40	474,765.74	0.00
214 : TOTAL	474,765.34	0.00	0.00	-0.40	0.00	-0.40	474,765.34	-0.40	474,765.74	0.00
231.00.00.01	390,794.04	0.00	4,879.00	0.00	4,879.00	0.00	395,673.04	0.00	395,673.04	0.00
231.00.00.02	587,795.74	0.00	108,756.75	0.00	108,756.75	0.00	696,552.49	0.00	696,552.49	0.00
231.00.00 : TOTAL	978,589.78	0.00	113,635.75	0.00	113,635.75	0.00	1,092,225.53	0.00	1,092,225.53	0.00
231.00 : TOTAL	978,589.78	0.00	113,635.75	0.00	113,635.75	0.00	1,092,225.53	0.00	1,092,225.53	0.00
231 : TOTAL	978,589.78	0.00	113,635.75	0.00	113,635.75	0.00	1,092,225.53	0.00	1,092,225.53	0.00
280.08.00.8	0.00	161,731.84	0.00	0.00	0.00	0.00	0.00	161,731.84	0.00	161,731.84
280.08.00 : TOTAL	0.00	161,731.84	0.00	0.00	0.00	0.00	0.00	161,731.84	0.00	161,731.84
280.08 : TOTAL	0.00	161,731.84	0.00	0.00	0.00	0.00	0.00	161,731.84	0.00	161,731.84
280 : TOTAL	0.00	161,731.84	0.00	0.00	0.00	0.00	0.00	161,731.84	0.00	161,731.84
281.03.00.1.1	0.00	3,534,018.13	0.00	-3,534,018.13	0.00	-3,534,018.13	0.00	0.00	0.00	0.00
281.03.00.1 : TOTAL	0.00	3,534,018.13	0.00	-3,534,018.13	0.00	-3,534,018.13	0.00	0.00	0.00	0.00
281.03.00.2.1	0.00	102,737.91	0.00	-102,737.91	0.00	-102,737.91	0.00	0.00	0.00	0.00
281.03.00.2.2	0.00	45,963.33	0.00	-45,963.33	0.00	-45,963.33	0.00	0.00	0.00	0.00
281.03.00.2 : TOTAL	0.00	148,701.24	0.00	-148,701.24	0.00	-148,701.24	0.00	0.00	0.00	0.00
281.03.00.3.1	0.00	97,482.02	0.00	-97,482.02	0.00	-97,482.02	0.00	0.00	0.00	0.00
281.03.00.3 : TOTAL	0.00	97,482.02	0.00	-97,482.02	0.00	-97,482.02	0.00	0.00	0.00	0.00
281.03.00.4.2	0.00	0.17	0.00	-0.17	0.00	-0.17	0.00	0.00	0.00	0.00
281.03.00.4 : TOTAL	0.00	0.17	0.00	-0.17	0.00	-0.17	0.00	0.00	0.00	0.00
281.03.00.4 : TOTAL	0.00	0.17	0.00	-0.17	0.00	-0.17	0.00	0.00	0.00	0.00
281.03.00 : TOTAL	0.00	3,780,201.56	0.00	-3,780,201.56	0.00	-3,780,201.56	0.00	0.00	0.00	0.00
281.03.01	0.00	0.00	0.00	3,869,812.84	0.00	3,869,812.84	0.00	3,869,812.84	0.00	3,869,812.84
281.03.02.01	0.00	0.00	0.00	108,522.03	0.00	108,522.03	0.00	108,522.03	0.00	108,522.03
281.03.02.02	0.00	0.00	18,340.00	45,963.33	18,340.00	45,963.33	18,340.00	45,963.33	0.00	0.00
281.03.02 : TOTAL	0.00	0.00	18,340.00	154,485.36	18,340.00	154,485.36	18,340.00	154,485.36	0.00	0.00
281.03.02 : TOTAL	0.00	0.00	18,340.00	154,485.36	18,340.00	154,485.36	18,340.00	154,485.36	0.00	0.00
281.03.03	0.00	0.00	-10.00	97,492.02	-10.00	97,492.02	-10.00	97,492.02	0.00	97,502.02

Simbol Cont	SOLD INITIAL		RULAJE CURENTE		RULAJE CUMULATE AN		TOTAL SUME		SOLD FINAL	
	DEBIT	CREDIT	DEBIT	CREDIT	DEBIT	CREDIT	DEBIT	CREDIT	DEBIT	CREDIT
281.03.04	0.00	0.00	0.00	0.17	0.00	0.17	0.00	0.17	0.00	0.17
<b>281.03 : TOTAL</b>	<b>0.00</b>	<b>3,780,201.56</b>	<b>18,330.00</b>	<b>341,588.83</b>	<b>18,330.00</b>	<b>341,588.83</b>	<b>18,330.00</b>	<b>4,121,790.39</b>	<b>0.00</b>	<b>4,103,460.39</b>
281.04.00.1	0.00	122,581.91	0.00	24,665.94	0.00	24,665.94	0.00	147,247.85	0.00	147,247.85
281.04.00.2	0.00	9,986.95	0.00	1,573.56	0.00	1,573.56	0.00	11,560.51	0.00	11,560.51
<b>281.04.00 : TOTAL</b>	<b>0.00</b>	<b>132,568.86</b>	<b>0.00</b>	<b>26,239.50</b>	<b>0.00</b>	<b>26,239.50</b>	<b>0.00</b>	<b>158,808.36</b>	<b>0.00</b>	<b>158,808.36</b>
<b>281.04 : TOTAL</b>	<b>0.00</b>	<b>132,568.86</b>	<b>0.00</b>	<b>26,239.50</b>	<b>0.00</b>	<b>26,239.50</b>	<b>0.00</b>	<b>158,808.36</b>	<b>0.00</b>	<b>158,808.36</b>
<b>281 : TOTAL</b>	<b>0.00</b>	<b>3,912,770.42</b>	<b>18,330.00</b>	<b>367,828.33</b>	<b>18,330.00</b>	<b>367,828.33</b>	<b>18,330.00</b>	<b>4,280,598.75</b>	<b>0.00</b>	<b>4,262,268.75</b>
302.02.00.01	587.57	0.00	8,327.45	8,524.87	8,327.45	8,524.87	8,915.02	8,524.87	390.15	0.00
302.02.00.02	0.00	0.00	80.97	80.97	80.97	80.97	80.97	80.97	0.00	0.00
302.02.00.05	0.00	0.00	378.15	378.15	378.15	378.15	378.15	378.15	0.00	0.00
<b>302.02.00 : TOTAL</b>	<b>587.57</b>	<b>0.00</b>	<b>8,786.57</b>	<b>8,983.99</b>	<b>8,786.57</b>	<b>8,983.99</b>	<b>9,374.14</b>	<b>8,983.99</b>	<b>390.15</b>	<b>0.00</b>
<b>302.02 : TOTAL</b>	<b>587.57</b>	<b>0.00</b>	<b>8,786.57</b>	<b>8,983.99</b>	<b>8,786.57</b>	<b>8,983.99</b>	<b>9,374.14</b>	<b>8,983.99</b>	<b>390.15</b>	<b>0.00</b>
302.04.00.01	29,045.92	0.00	54,822.61	81,731.68	54,822.61	81,731.68	83,868.53	81,731.68	2,136.85	0.00
<b>302.04.00 : TOTAL</b>	<b>29,045.92</b>	<b>0.00</b>	<b>54,822.61</b>	<b>81,731.68</b>	<b>54,822.61</b>	<b>81,731.68</b>	<b>83,868.53</b>	<b>81,731.68</b>	<b>2,136.85</b>	<b>0.00</b>
<b>302.04 : TOTAL</b>	<b>29,045.92</b>	<b>0.00</b>	<b>54,822.61</b>	<b>81,731.68</b>	<b>54,822.61</b>	<b>81,731.68</b>	<b>83,868.53</b>	<b>81,731.68</b>	<b>2,136.85</b>	<b>0.00</b>
302.07.00.01	36,494.31	0.00	289,870.66	294,457.59	289,870.66	294,457.59	326,364.97	294,457.59	31,907.38	0.00
302.07.00.02	10,593.46	0.00	81,584.13	81,069.01	81,584.13	81,069.01	92,177.59	81,069.01	11,108.58	0.00
<b>302.07.00 : TOTAL</b>	<b>47,087.77</b>	<b>0.00</b>	<b>371,454.79</b>	<b>375,526.60</b>	<b>371,454.79</b>	<b>375,526.60</b>	<b>418,542.56</b>	<b>375,526.60</b>	<b>43,015.96</b>	<b>0.00</b>
<b>302.07 : TOTAL</b>	<b>47,087.77</b>	<b>0.00</b>	<b>371,454.79</b>	<b>375,526.60</b>	<b>371,454.79</b>	<b>375,526.60</b>	<b>418,542.56</b>	<b>375,526.60</b>	<b>43,015.96</b>	<b>0.00</b>
302.08.00.01	96,396.68	0.00	259,066.53	252,453.60	259,066.53	252,453.60	355,463.21	252,453.60	103,009.61	0.00
302.08.00.02	9,111.90	0.00	39,922.61	31,098.43	39,922.61	31,098.43	49,034.51	31,098.43	17,936.08	0.00
<b>302.08.00 : TOTAL</b>	<b>105,508.58</b>	<b>0.00</b>	<b>298,989.14</b>	<b>283,552.03</b>	<b>298,989.14</b>	<b>283,552.03</b>	<b>404,497.72</b>	<b>283,552.03</b>	<b>120,945.69</b>	<b>0.00</b>
<b>302.08 : TOTAL</b>	<b>105,508.58</b>	<b>0.00</b>	<b>298,989.14</b>	<b>283,552.03</b>	<b>298,989.14</b>	<b>283,552.03</b>	<b>404,497.72</b>	<b>283,552.03</b>	<b>120,945.69</b>	<b>0.00</b>
302.09.00.1.01	217,897.07	0.00	846,477.35	886,686.32	846,477.35	886,686.32	1,064,374.42	886,686.32	177,688.10	0.00
302.09.00.1.03	16,306.40	0.00	0.00	8,807.20	0.00	8,807.20	16,306.40	8,807.20	7,499.20	0.00
302.09.00.1.08	600.69	0.00	15,269.59	12,138.43	15,269.59	12,138.43	15,870.28	12,138.43	3,731.85	0.00
302.09.00.1.10	16,174.61	0.00	0.00	12,169.92	0.00	12,169.92	16,174.61	12,169.92	4,004.69	0.00
<b>302.09.00.1 : TOTAL</b>	<b>250,978.77</b>	<b>0.00</b>	<b>861,746.94</b>	<b>919,801.87</b>	<b>861,746.94</b>	<b>919,801.87</b>	<b>1,112,725.71</b>	<b>919,801.87</b>	<b>192,923.84</b>	<b>0.00</b>
302.09.00.1.11	1,337.41	0.00	2,632.35	1,519.53	2,632.35	1,519.53	3,969.76	1,519.53	2,450.23	0.00
302.09.00.1.13	13,683.07	0.00	-1,673.88	12,009.19	-1,673.88	12,009.19	12,009.19	12,009.19	0.00	0.00
302.09.00.1.3.01	0.00	0.00	1,405.60	160.38	1,405.60	160.38	1,405.60	160.38	1,245.22	0.00
302.09.00.1.3.02	0.00	0.00	1,315.57	124.88	1,315.57	124.88	1,315.57	124.88	1,190.69	0.00
302.09.00.1.3.03	0.00	0.00	2,458.34	837.73	2,458.34	837.73	2,458.34	837.73	1,620.61	0.00
302.09.00.1.3.04	0.00	0.00	1,667.86	15.72	1,667.86	15.72	1,667.86	15.72	1,652.14	0.00
302.09.00.1.3.05	0.00	0.00	6,800.28	580.54	6,800.28	580.54	6,800.28	580.54	6,219.74	0.00
302.09.00.1.3.06	0.00	0.00	826.50	65.12	826.50	65.12	826.50	65.12	761.38	0.00
302.09.00.1.3.07	0.00	0.00	130.41	0.00	130.41	0.00	130.41	0.00	130.41	0.00
302.09.00.1.4	0.00	0.00	2,104.10	2,076.78	2,104.10	2,076.78	2,104.10	2,076.78	27.32	0.00
<b>302.09.00.1.6</b>	<b>8,734.04</b>	<b>0.00</b>	<b>82,622.33</b>	<b>29,151.72</b>	<b>82,622.33</b>	<b>29,151.72</b>	<b>91,356.37</b>	<b>29,151.72</b>	<b>62,204.65</b>	<b>0.00</b>
302.09.00.1.7	0.00	0.00	327.00	143.88	327.00	143.88	327.00	143.88	183.12	0.00
302.09.00.1.8.01	0.00	0.00	98.86	0.00	98.86	0.00	98.86	0.00	98.86	0.00
302.09.00.1.8.02	0.00	0.00	95.67	0.00	95.67	0.00	95.67	0.00	95.67	0.00
302.09.00.1.8.03	0.00	0.00	135.79	0.00	135.79	0.00	135.79	0.00	135.79	0.00
302.09.00.1.8.04	0.00	0.00	11.65	0.00	11.65	0.00	11.65	0.00	11.65	0.00
<b>302.09.00.1.8.05</b>	<b>0.00</b>	<b>0.00</b>	<b>162.18</b>	<b>0.00</b>	<b>162.18</b>	<b>0.00</b>	<b>162.18</b>	<b>0.00</b>	<b>162.18</b>	<b>0.00</b>

Symbol Cont	SOLD INITIAL		RULAJE CURENTE		RULAJE CUMULATE AN		TOTAL SUME		SOLD FINAL	
	DEBIT	CREDIT	DEBIT	CREDIT	DEBIT	CREDIT	DEBIT	CREDIT	DEBIT	CREDIT
	302.09.00.18.06	0.00	0.00	173.26	0.00	173.26	0.00	173.26	0.00	173.26
302.09.00.2.01	130,285.05	0.00	322,166.29	312,464.20	322,166.29	312,464.20	452,451.34	312,464.20	139,987.14	0.00
302.09.00.2.02	1,006.01	0.00	5,569.59	5,661.80	5,569.59	5,661.80	6,575.60	5,661.80	913.80	0.00
<b>302.09.00.2 : TOTAL</b>	<b>131,291.06</b>	<b>0.00</b>	<b>327,735.88</b>	<b>318,126.00</b>	<b>327,735.88</b>	<b>318,126.00</b>	<b>459,026.94</b>	<b>318,126.00</b>	<b>140,900.94</b>	<b>0.00</b>
302.09.00.3	238,286.19	0.00	596,400.44	700,598.11	596,400.44	700,598.11	834,686.63	700,598.11	134,088.52	0.00
302.09.00.4.01	21,257.51	0.00	84,731.98	95,884.58	84,731.98	95,884.58	105,989.49	95,884.58	10,104.91	0.00
302.09.00.4.02	3,189.20	0.00	6,812.75	8,443.05	6,812.75	8,443.05	10,001.95	8,443.05	1,558.90	0.00
<b>302.09.00.4 : TOTAL</b>	<b>24,446.71</b>	<b>0.00</b>	<b>91,544.73</b>	<b>104,327.63</b>	<b>91,544.73</b>	<b>104,327.63</b>	<b>115,991.44</b>	<b>104,327.63</b>	<b>11,663.81</b>	<b>0.00</b>
302.09.00.6	54,054.48	0.00	67,083.19	67,627.56	67,083.19	67,627.56	121,137.67	67,627.56	53,510.11	0.00
302.09.00.7.1	23,536.85	0.00	94,089.75	98,354.65	94,089.75	98,354.65	117,626.60	98,354.65	19,271.95	0.00
302.09.00.7.4	59.54	0.00	-162.60	-103.06	-162.60	-103.06	-103.06	-103.06	0.00	0.00
302.09.00.7.4.01	0.00	0.00	11.90	2.89	11.90	2.89	11.90	2.89	9.01	0.00
302.09.00.7.4.02	0.00	0.00	9.19	0.00	9.19	0.00	9.19	0.00	9.19	0.00
302.09.00.7.4.03	0.00	0.00	114.12	19.14	114.12	19.14	114.12	19.14	94.98	0.00
302.09.00.7.4.04	0.00	0.00	73.37	0.00	73.37	0.00	73.37	0.00	73.37	0.00
302.09.00.7.4.06	0.00	0.00	8.83	0.00	8.83	0.00	8.83	0.00	8.83	0.00
302.09.00.7.4.07	0.00	0.00	37.41	0.00	37.41	0.00	37.41	0.00	37.41	0.00
<b>302.09.00.7 : TOTAL</b>	<b>23,596.39</b>	<b>0.00</b>	<b>94,181.97</b>	<b>98,273.62</b>	<b>94,181.97</b>	<b>98,273.62</b>	<b>117,778.36</b>	<b>98,273.62</b>	<b>19,504.74</b>	<b>0.00</b>
302.09.00.7.5.01	0.00	0.00	10.44	0.00	10.44	0.00	10.44	0.00	10.44	0.00
302.09.00.7.5.02	0.00	0.00	17.95	0.00	17.95	0.00	17.95	0.00	17.95	0.00
302.09.00.7.5.03	0.00	0.00	17.36	0.00	17.36	0.00	17.36	0.00	17.36	0.00
302.09.00.7.5.04	0.00	0.00	4.24	0.00	4.24	0.00	4.24	0.00	4.24	0.00
302.09.00.7.5.05	0.00	0.00	19.59	0.00	19.59	0.00	19.59	0.00	19.59	0.00
302.09.00.8	2,592.72	0.00	4,057.64	4,931.02	4,057.64	4,931.02	6,650.36	4,931.02	1,719.34	0.00
<b>302.09.00 : TOTAL</b>	<b>749,000.84</b>	<b>0.00</b>	<b>2,144,114.24</b>	<b>2,260,371.28</b>	<b>2,144,114.24</b>	<b>2,260,371.28</b>	<b>2,893,115.08</b>	<b>2,260,371.28</b>	<b>632,743.80</b>	<b>0.00</b>
<b>302.09 : TOTAL</b>	<b>749,000.84</b>	<b>0.00</b>	<b>2,144,114.24</b>	<b>2,260,371.28</b>	<b>2,144,114.24</b>	<b>2,260,371.28</b>	<b>2,893,115.08</b>	<b>2,260,371.28</b>	<b>632,743.80</b>	<b>0.00</b>
<b>302 : TOTAL</b>	<b>931,230.68</b>	<b>0.00</b>	<b>2,878,167.35</b>	<b>3,010,165.58</b>	<b>2,878,167.35</b>	<b>3,010,165.58</b>	<b>3,809,398.03</b>	<b>3,010,165.58</b>	<b>799,232.45</b>	<b>0.00</b>
303.01.00.01.01	13,732.43	0.00	118,788.26	123,832.64	118,788.26	123,832.64	132,520.69	123,832.64	8,688.05	0.00
303.01.00.01.02	34,006.76	0.00	16,898.62	18,123.03	16,898.62	18,123.03	50,905.38	18,123.03	32,782.35	0.00
303.01.00.01.03	4,601.35	0.00	14,344.50	15,711.01	14,344.50	15,711.01	18,945.85	15,711.01	3,234.84	0.00
303.01.00.01.04	14,500.70	0.00	43,304.23	56,180.49	43,304.23	56,180.49	57,804.93	56,180.49	1,624.44	0.00
<b>303.01.00.01 : TOTAL</b>	<b>66,841.24</b>	<b>0.00</b>	<b>193,335.61</b>	<b>213,847.17</b>	<b>193,335.61</b>	<b>213,847.17</b>	<b>260,176.85</b>	<b>213,847.17</b>	<b>46,329.68</b>	<b>0.00</b>
303.01.00.02.01	6,609.82	0.00	9,470.28	10,180.24	9,470.28	10,180.24	16,080.10	10,180.24	5,899.86	0.00
303.01.00.02.02	3,943.29	0.00	0.00	464.10	0.00	464.10	3,943.29	464.10	3,479.19	0.00
303.01.00.02.03	0.00	0.00	385.56	385.56	385.56	385.56	385.56	385.56	0.00	0.00
303.01.00.02.04	568.71	0.00	4,694.82	4,542.32	4,694.82	4,542.32	5,263.53	4,542.32	721.21	0.00
<b>303.01.00.02 : TOTAL</b>	<b>11,121.82</b>	<b>0.00</b>	<b>14,550.66</b>	<b>15,572.22</b>	<b>14,550.66</b>	<b>15,572.22</b>	<b>25,672.48</b>	<b>15,572.22</b>	<b>10,100.26</b>	<b>0.00</b>
<b>303.01.00 : TOTAL</b>	<b>77,963.06</b>	<b>0.00</b>	<b>207,886.27</b>	<b>229,419.39</b>	<b>207,886.27</b>	<b>229,419.39</b>	<b>285,849.33</b>	<b>229,419.39</b>	<b>56,429.94</b>	<b>0.00</b>
<b>303.01 : TOTAL</b>	<b>77,963.06</b>	<b>0.00</b>	<b>207,886.27</b>	<b>229,419.39</b>	<b>207,886.27</b>	<b>229,419.39</b>	<b>285,849.33</b>	<b>229,419.39</b>	<b>56,429.94</b>	<b>0.00</b>
303.02.00.01.01	642,085.60	0.00	124,322.63	5,256.84	124,322.63	5,256.84	766,408.23	5,256.84	761,151.39	0.00
303.02.00.01.02	144,201.57	0.00	18,123.03	624.21	18,123.03	624.21	162,324.60	624.21	161,700.39	0.00
303.02.00.01.03	362,614.95	0.00	15,615.81	0.00	15,615.81	0.00	378,230.76	0.00	378,230.76	0.00
303.02.00.01.04	340,001.63	0.00	55,133.61	0.00	55,133.61	0.00	395,135.24	0.00	395,135.24	0.00
<b>303.02.00.01 : TOTAL</b>	<b>1,488,903.75</b>	<b>0.00</b>	<b>213,195.08</b>	<b>5,881.05</b>	<b>213,195.08</b>	<b>5,881.05</b>	<b>1,702,098.83</b>	<b>5,881.05</b>	<b>1,696,217.78</b>	<b>0.00</b>
303.02.00.02.01	72,633.77	0.00	11,758.11	3,758.52	11,758.11	3,758.52	84,391.88	3,758.52	80,633.36	0.00

Simbol Cont	SOLD INITIAL		RULAJE CURENTE		RULAJE CUMULATE AN		TOTAL SUME		SOLD FINAL	
	DEBIT	CREDIT	DEBIT	CREDIT	DEBIT	CREDIT	DEBIT	CREDIT	DEBIT	CREDIT
303.02.00.02.02	41,247.78	0.00	464.10	5,420.79	464.10	5,420.79	41,711.88	5,420.79	36,291.09	0.00
303.02.00.02.03	5,415.93	0.00	385.56	120.00	385.56	120.00	5,801.49	120.00	5,681.49	0.00
303.02.00.02.04	20,215.96	0.00	4,542.32	0.00	4,542.32	0.00	24,758.28	0.00	24,758.28	0.00
303.02.00.02 : TOTAL	139,513.44	0.00	17,150.09	9,299.31	17,150.09	9,299.31	156,663.53	9,299.31	147,364.22	0.00
303.02.00 : TOTAL	1,628,417.19	0.00	230,345.17	15,180.36	230,345.17	15,180.36	1,858,762.36	15,180.36	1,843,582.00	0.00
303.02 : TOTAL	1,628,417.19	0.00	230,345.17	15,180.36	230,345.17	15,180.36	1,858,762.36	15,180.36	1,843,582.00	0.00
303 : TOTAL	1,706,380.25	0.00	438,231.44	244,599.75	438,231.44	244,599.75	2,144,611.69	244,599.75	1,900,011.94	0.00
307.00.00.01	0.00	0.00	4,133.36	4,133.36	4,133.36	4,133.36	4,133.36	4,133.36	0.00	0.00
307.00.00.02	0.00	0.00	2,926.73	2,926.73	2,926.73	2,926.73	2,926.73	2,926.73	0.00	0.00
307.00.00.03	0.00	0.00	1,391.59	0.00	1,391.59	0.00	1,391.59	0.00	1,391.59	0.00
307.00.00 : TOTAL	0.00	0.00	8,451.68	7,060.09	8,451.68	7,060.09	8,451.68	7,060.09	1,391.59	0.00
307.00 : TOTAL	0.00	0.00	8,451.68	7,060.09	8,451.68	7,060.09	8,451.68	7,060.09	1,391.59	0.00
307 : TOTAL	0.00	0.00	8,451.68	7,060.09	8,451.68	7,060.09	8,451.68	7,060.09	1,391.59	0.00
345.00.00.01	0.00	0.00	41,193.73	41,193.73	41,193.73	41,193.73	41,193.73	41,193.73	0.00	0.00
345.00.00 : TOTAL	0.00	0.00	41,193.73	41,193.73	41,193.73	41,193.73	41,193.73	41,193.73	0.00	0.00
345.00 : TOTAL	0.00	0.00	41,193.73	41,193.73	41,193.73	41,193.73	41,193.73	41,193.73	0.00	0.00
401.01.00	0.00	78,242.75	5,798,466.31	6,176,731.87	5,798,466.31	6,176,731.87	5,798,466.31	6,254,974.62	0.00	456,508.31
401.01 : TOTAL	0.00	78,242.75	5,798,466.31	6,176,731.87	5,798,466.31	6,176,731.87	5,798,466.31	6,254,974.62	0.00	456,508.31
401 : TOTAL	0.00	78,242.75	5,798,466.31	6,176,731.87	5,798,466.31	6,176,731.87	5,798,466.31	6,254,974.62	0.00	456,508.31
404.01.00.081	0.00	7,038.28	29,261.67	22,223.39	29,261.67	22,223.39	29,261.67	29,261.67	0.00	0.00
404.01.00.086	0.00	556.93	556.93	0.00	556.93	0.00	556.93	556.93	0.00	0.00
404.01.00.090	0.00	0.00	4,879.00	4,879.00	4,879.00	4,879.00	4,879.00	4,879.00	0.00	0.00
404.01.00.091	0.00	15,053.45	21,460.47	86,533.36	21,460.47	86,533.36	21,460.47	101,586.81	0.00	80,126.34
404.01.00.092	0.00	198,551.03	198,551.03	0.00	198,551.03	0.00	198,551.03	198,551.03	0.00	0.00
404.01.00.094	0.00	0.00	20,944.00	20,944.00	20,944.00	20,944.00	20,944.00	20,944.00	0.00	0.00
404.01.00.095	0.00	0.00	65,448.81	65,448.81	65,448.81	65,448.81	65,448.81	65,448.81	0.00	0.00
404.01.00.096	0.00	0.00	27,846.00	27,846.00	27,846.00	27,846.00	27,846.00	27,846.00	0.00	0.00
404.01.00.097	0.00	221,199.69	368,947.91	227,874.56	368,947.91	227,874.56	368,947.91	449,074.25	0.00	0.00
404.01.00.098	0.00	221,199.69	368,947.91	227,874.56	368,947.91	227,874.56	368,947.91	449,074.25	0.00	0.00
404.01.00.099	0.00	221,199.69	368,947.91	227,874.56	368,947.91	227,874.56	368,947.91	449,074.25	0.00	0.00
404.01.00.100	0.00	0.00	36,629,268.59	36,833,177.73	36,629,268.59	36,833,177.73	38,242,287.06	36,833,177.73	1,409,109.33	0.00
404.01.00.101	1,613,018.47	0.00	1,613,018.47	0.00	1,613,018.47	0.00	1,613,018.47	1,613,018.47	0.00	0.00
404.01.00.102	0.00	88,620.00	1,656,214.00	1,681,150.00	1,656,214.00	1,681,150.00	1,656,214.00	1,769,770.00	0.00	113,556.00
404.01.00.103	0.00	87,697.00	1,934,749.00	1,984,630.00	1,934,749.00	1,984,630.00	1,934,749.00	2,072,327.00	0.00	137,578.00
404.01.00.104	0.00	305,030.00	11,104,149.00	11,581,149.00	11,104,149.00	11,581,149.00	11,104,149.00	11,886,179.00	0.00	782,030.00
404.01.00.105	0.00	1,176,510.00	28,900,255.00	29,733,677.00	28,900,255.00	29,733,677.00	28,900,255.00	30,910,187.00	0.00	2,009,932.00
404.01.00.106	0.00	1,176,510.00	28,900,255.00	29,733,677.00	28,900,255.00	29,733,677.00	28,900,255.00	30,910,187.00	0.00	2,009,932.00
404.01.00.107	0.00	1,176,510.00	28,900,255.00	29,733,677.00	28,900,255.00	29,733,677.00	28,900,255.00	30,910,187.00	0.00	2,009,932.00
404.01.00.108	0.00	8,724.00	181,534.00	196,558.00	181,534.00	196,558.00	181,534.00	205,282.00	0.00	23,748.00
404.01.00.109	0.00	1,098.00	8,086.00	6,988.00	8,086.00	6,988.00	8,086.00	8,086.00	0.00	0.00
404.01.00.110	0.00	1,079.00	14,150.00	15,552.00	14,150.00	15,552.00	14,150.00	16,631.00	0.00	2,481.00
404.01.00.111	0.00	3,955.00	89,911.00	100,683.00	89,911.00	100,683.00	89,911.00	104,638.00	0.00	14,727.00

Symbol Cont	SOLD INITIAL		RULAJE CURENTE		RULAJE CUMULATE AN		TOTAL SUME		SOLD FINAL	
	DEBIT	CREDIT	DEBIT	CREDIT	DEBIT	CREDIT	DEBIT	CREDIT	DEBIT	CREDIT
423.00.00 : TOTAL	0.00	14,856.00	293,681.00	319,781.00	293,681.00	319,781.00	293,681.00	334,637.00	0.00	40,956.00
423.00 : TOTAL	0.00	14,856.00	293,681.00	319,781.00	293,681.00	319,781.00	293,681.00	334,637.00	0.00	40,956.00
423 : TOTAL	0.00	14,856.00	293,681.00	319,781.00	293,681.00	319,781.00	293,681.00	334,637.00	0.00	40,956.00
425.00.00.01	0.00	0.00	18,000.00	13,000.00	18,000.00	13,000.00	18,000.00	13,000.00	5,000.00	0.00
425.00.00 : TOTAL	0.00	0.00	18,000.00	13,000.00	18,000.00	13,000.00	18,000.00	13,000.00	5,000.00	0.00
425.00 : TOTAL	0.00	0.00	18,000.00	13,000.00	18,000.00	13,000.00	18,000.00	13,000.00	5,000.00	0.00
427.01.00.1.01	0.00	700.00	3,712.00	4,012.00	3,712.00	4,012.00	3,712.00	4,712.00	0.00	1,000.00
427.01.00.1 : TOTAL	0.00	700.00	3,712.00	4,012.00	3,712.00	4,012.00	3,712.00	4,712.00	0.00	1,000.00
427.01.00.2.01	0.00	12,040.00	100,470.00	96,468.00	100,470.00	96,468.00	100,470.00	108,508.00	0.00	8,038.00
427.01.00.2.02	0.00	420.00	3,707.00	3,687.00	3,707.00	3,687.00	3,707.00	4,107.00	0.00	400.00
427.01.00.2.04	0.00	520.00	3,148.00	2,778.00	3,148.00	2,778.00	3,148.00	3,298.00	0.00	150.00
427.01.00.2 : TOTAL	0.00	12,980.00	107,325.00	102,933.00	107,325.00	102,933.00	107,325.00	115,913.00	0.00	8,588.00
427.01.00.3.01	0.00	7,343.00	80,784.00	83,043.00	80,784.00	83,043.00	80,784.00	90,386.00	0.00	9,602.00
427.01.00.3.02	0.00	743.00	7,652.00	7,780.00	7,652.00	7,780.00	7,652.00	8,523.00	0.00	871.00
427.01.00.3.04	0.00	1,145.00	12,719.00	13,086.00	12,719.00	13,086.00	12,719.00	14,231.00	0.00	1,512.00
427.01.00.3.05	0.00	755.00	8,215.00	8,325.00	8,215.00	8,325.00	8,215.00	9,080.00	0.00	865.00
427.01.00.3 : TOTAL	0.00	9,986.00	109,370.00	112,234.00	109,370.00	112,234.00	109,370.00	122,220.00	0.00	12,850.00
427.01.00.5.01	0.00	0.00	40,204.00	41,035.00	40,204.00	41,035.00	40,204.00	41,035.00	0.00	831.00
427.01.00.5.02	0.00	0.00	525.00	525.00	525.00	525.00	525.00	525.00	0.00	0.00
427.01.00.5.04	0.00	0.00	1,998.00	1,998.00	1,998.00	1,998.00	1,998.00	1,998.00	0.00	0.00
427.01.00.5 : TOTAL	0.00	0.00	42,727.00	43,558.00	42,727.00	43,558.00	42,727.00	43,558.00	0.00	831.00
427.01.00 : TOTAL	0.00	23,666.00	263,134.00	262,737.00	263,134.00	262,737.00	263,134.00	286,403.00	0.00	23,269.00
427.01 : TOTAL	0.00	23,666.00	263,134.00	262,737.00	263,134.00	262,737.00	263,134.00	286,403.00	0.00	23,269.00
428.01.01.1	0.00	58,858.69	0.00	42,727.00	0.00	42,727.00	0.00	101,585.69	0.00	101,585.69
428.01.01.2	0.00	0.00	74,820.00	74,820.00	74,820.00	74,820.00	74,820.00	74,820.00	0.00	0.00
428.01.01 : TOTAL	0.00	58,858.69	74,820.00	117,547.00	74,820.00	117,547.00	74,820.00	176,405.69	0.00	101,585.69
428.01 : TOTAL	0.00	58,858.69	74,820.00	117,547.00	74,820.00	117,547.00	74,820.00	176,405.69	0.00	101,585.69
428 : TOTAL	0.00	58,858.69	74,820.00	117,547.00	74,820.00	117,547.00	74,820.00	176,405.69	0.00	101,585.69
429.00.00	0.00	0.00	320,296.00	320,296.00	320,296.00	320,296.00	320,296.00	320,296.00	0.00	0.00
429.00 : TOTAL	0.00	0.00	320,296.00	320,296.00	320,296.00	320,296.00	320,296.00	320,296.00	0.00	0.00
429 : TOTAL	0.00	0.00	320,296.00	320,296.00	320,296.00	320,296.00	320,296.00	320,296.00	0.00	0.00
431.01.00.01	0.00	213,547.00	719,633.00	575,433.00	719,633.00	575,433.00	719,633.00	788,980.00	0.00	69,347.00
431.01.00.02	0.00	26,871.00	85,110.00	66,088.00	85,110.00	66,088.00	85,110.00	92,959.00	0.00	7,849.00
431.01.00.04	0.00	26,398.00	95,252.00	78,436.00	95,252.00	78,436.00	95,252.00	104,834.00	0.00	9,582.00
431.01.00.05	0.00	70,319.00	70,319.00	0.00	70,319.00	0.00	70,319.00	70,319.00	0.00	0.00
431.01.00 : TOTAL	0.00	337,135.00	970,314.00	719,957.00	970,314.00	719,957.00	970,314.00	1,057,092.00	0.00	86,778.00
431.01 : TOTAL	0.00	337,135.00	970,314.00	719,957.00	970,314.00	719,957.00	970,314.00	1,057,092.00	0.00	86,778.00
431.02.00.01	0.00	107,801.00	3,235,895.00	3,557,801.00	3,235,895.00	3,557,801.00	3,235,895.00	3,665,602.00	0.00	429,707.00
431.02.00.02	0.00	13,566.00	375,622.00	411,115.00	375,622.00	411,115.00	375,622.00	424,681.00	0.00	49,059.00
431.02.00.04	0.00	13,325.00	440,580.00	486,611.00	440,580.00	486,611.00	440,580.00	499,936.00	0.00	59,356.00
431.02.00.05	0.00	46,727.00	2,528,148.00	2,818,104.00	2,528,148.00	2,818,104.00	2,528,148.00	2,864,831.00	0.00	336,683.00
431.02.00 : TOTAL	0.00	181,419.00	6,580,245.00	7,273,631.00	6,580,245.00	7,273,631.00	6,580,245.00	7,455,050.00	0.00	874,805.00
431.02 : TOTAL	0.00	181,419.00	6,580,245.00	7,273,631.00	6,580,245.00	7,273,631.00	6,580,245.00	7,455,050.00	0.00	874,805.00

Simbol Cont	SOLD INITIAL		RULAJE CURENTE		RULAJE CUMULATE AN		TOTAL SUME		SOLD FINAL	
	DEBIT	CREDIT	DEBIT	CREDIT	DEBIT	CREDIT	DEBIT	CREDIT	DEBIT	CREDIT
431.03.00.01	0.00	53,371.00	53,371.00	0.00	0.00	53,371.00	0.00	53,371.00	0.00	0.00
431.03.00.02	0.00	6,717.00	6,717.00	0.00	0.00	6,717.00	0.00	6,717.00	0.00	0.00
431.03.00.04	0.00	6,599.00	6,599.00	0.00	0.00	6,599.00	0.00	6,599.00	0.00	0.00
431.03.00.05	0.00	22,947.00	22,947.00	0.00	0.00	22,947.00	0.00	22,947.00	0.00	0.00
<b>431.03.00 : TOTAL</b>	<b>0.00</b>	<b>89,634.00</b>	<b>89,634.00</b>	<b>0.00</b>	<b>0.00</b>	<b>89,634.00</b>	<b>0.00</b>	<b>89,634.00</b>	<b>0.00</b>	<b>0.00</b>
<b>431.03 : TOTAL</b>	<b>0.00</b>	<b>89,634.00</b>	<b>89,634.00</b>	<b>0.00</b>	<b>0.00</b>	<b>89,634.00</b>	<b>0.00</b>	<b>89,634.00</b>	<b>0.00</b>	<b>0.00</b>
431.04.00.01	0.00	56,250.00	1,300,997.00	1,415,557.00	1,415,557.00	1,300,997.00	1,415,557.00	1,471,807.00	0.00	170,810.00
431.04.00.02	0.00	7,102.00	151,752.00	164,275.00	164,275.00	151,752.00	164,275.00	171,377.00	0.00	19,625.00
431.04.00.04	0.00	6,978.00	177,552.00	194,278.00	194,278.00	177,552.00	194,278.00	201,256.00	0.00	23,704.00
431.04.00.05	0.00	24,263.00	1,013,889.00	1,123,586.00	1,123,586.00	1,013,889.00	1,123,586.00	1,147,849.00	0.00	133,960.00
<b>431.04.00 : TOTAL</b>	<b>0.00</b>	<b>94,593.00</b>	<b>2,644,190.00</b>	<b>2,897,696.00</b>	<b>2,897,696.00</b>	<b>2,644,190.00</b>	<b>2,897,696.00</b>	<b>2,992,289.00</b>	<b>0.00</b>	<b>348,099.00</b>
<b>431.04 : TOTAL</b>	<b>0.00</b>	<b>94,593.00</b>	<b>2,644,190.00</b>	<b>2,897,696.00</b>	<b>2,897,696.00</b>	<b>2,644,190.00</b>	<b>2,897,696.00</b>	<b>2,992,289.00</b>	<b>0.00</b>	<b>348,099.00</b>
431.05.00.01	0.00	2,868.00	2,868.00	0.00	0.00	2,868.00	0.00	2,868.00	0.00	0.00
431.05.00.02	0.00	361.00	361.00	0.00	0.00	361.00	0.00	361.00	0.00	0.00
431.05.00.04	0.00	354.00	354.00	0.00	0.00	354.00	0.00	354.00	0.00	0.00
431.05.00.05	0.00	1,245.00	1,245.00	0.00	0.00	1,245.00	0.00	1,245.00	0.00	0.00
<b>431.05.00 : TOTAL</b>	<b>0.00</b>	<b>4,828.00</b>	<b>4,828.00</b>	<b>0.00</b>	<b>0.00</b>	<b>4,828.00</b>	<b>0.00</b>	<b>4,828.00</b>	<b>0.00</b>	<b>0.00</b>
<b>431.05 : TOTAL</b>	<b>0.00</b>	<b>4,828.00</b>	<b>4,828.00</b>	<b>0.00</b>	<b>0.00</b>	<b>4,828.00</b>	<b>0.00</b>	<b>4,828.00</b>	<b>0.00</b>	<b>0.00</b>
431.06.00.01	0.00	0.00	280,795.00	319,268.00	319,268.00	280,795.00	319,268.00	319,268.00	0.00	38,473.00
431.06.00.02	0.00	0.00	32,592.00	37,007.00	37,007.00	32,592.00	37,007.00	37,007.00	0.00	4,415.00
431.06.00.04	0.00	0.00	38,435.00	43,769.00	43,769.00	38,435.00	43,769.00	43,769.00	0.00	5,334.00
431.06.00.05	0.00	0.00	222,847.00	253,012.00	253,012.00	222,847.00	253,012.00	253,012.00	0.00	30,165.00
<b>431.06.00 : TOTAL</b>	<b>0.00</b>	<b>0.00</b>	<b>574,669.00</b>	<b>653,056.00</b>	<b>653,056.00</b>	<b>574,669.00</b>	<b>653,056.00</b>	<b>653,056.00</b>	<b>0.00</b>	<b>78,387.00</b>
<b>431.06 : TOTAL</b>	<b>0.00</b>	<b>0.00</b>	<b>574,669.00</b>	<b>653,056.00</b>	<b>653,056.00</b>	<b>574,669.00</b>	<b>653,056.00</b>	<b>653,056.00</b>	<b>0.00</b>	<b>78,387.00</b>
431.07.00.05	0.00	0.00	-244.00	-244.00	-244.00	-244.00	-244.00	-244.00	0.00	0.00
<b>431.07.00 : TOTAL</b>	<b>0.00</b>	<b>0.00</b>	<b>-244.00</b>	<b>-244.00</b>	<b>-244.00</b>	<b>-244.00</b>	<b>-244.00</b>	<b>-244.00</b>	<b>0.00</b>	<b>0.00</b>
<b>431.07 : TOTAL</b>	<b>0.00</b>	<b>0.00</b>	<b>-244.00</b>	<b>-244.00</b>	<b>-244.00</b>	<b>-244.00</b>	<b>-244.00</b>	<b>-244.00</b>	<b>0.00</b>	<b>0.00</b>
<b>431 : TOTAL</b>	<b>0.00</b>	<b>707,609.00</b>	<b>10,863,636.00</b>	<b>11,544,096.00</b>	<b>11,544,096.00</b>	<b>10,863,636.00</b>	<b>11,544,096.00</b>	<b>12,251,705.00</b>	<b>0.00</b>	<b>1,388,069.00</b>
437.01.00.01	0.00	5,051.00	5,051.00	0.00	0.00	5,051.00	0.00	5,051.00	0.00	0.00
437.01.00.02	0.00	647.00	647.00	0.00	0.00	647.00	0.00	647.00	0.00	0.00
437.01.00.04	0.00	635.00	635.00	0.00	0.00	635.00	0.00	635.00	0.00	0.00
437.01.00.05	0.00	2,206.00	2,206.00	0.00	0.00	2,206.00	0.00	2,206.00	0.00	0.00
<b>437.01.00 : TOTAL</b>	<b>0.00</b>	<b>8,539.00</b>	<b>8,539.00</b>	<b>0.00</b>	<b>0.00</b>	<b>8,539.00</b>	<b>0.00</b>	<b>8,539.00</b>	<b>0.00</b>	<b>0.00</b>
<b>437.01 : TOTAL</b>	<b>0.00</b>	<b>8,539.00</b>	<b>8,539.00</b>	<b>0.00</b>	<b>0.00</b>	<b>8,539.00</b>	<b>0.00</b>	<b>8,539.00</b>	<b>0.00</b>	<b>0.00</b>
437.02.00.01	0.00	5,049.00	5,049.00	0.00	0.00	5,049.00	0.00	5,049.00	0.00	0.00
437.02.00.02	0.00	644.00	644.00	0.00	0.00	644.00	0.00	644.00	0.00	0.00
437.02.00.04	0.00	634.00	634.00	0.00	0.00	634.00	0.00	634.00	0.00	0.00
437.02.00.05	0.00	2,211.00	2,211.00	0.00	0.00	2,211.00	0.00	2,211.00	0.00	0.00
<b>437.02.00 : TOTAL</b>	<b>0.00</b>	<b>8,538.00</b>	<b>8,538.00</b>	<b>0.00</b>	<b>0.00</b>	<b>8,538.00</b>	<b>0.00</b>	<b>8,538.00</b>	<b>0.00</b>	<b>0.00</b>
<b>437.02 : TOTAL</b>	<b>0.00</b>	<b>8,538.00</b>	<b>8,538.00</b>	<b>0.00</b>	<b>0.00</b>	<b>8,538.00</b>	<b>0.00</b>	<b>8,538.00</b>	<b>0.00</b>	<b>0.00</b>
442.03.00	0.00	0.00	17,077.00	0.00	0.00	17,077.00	0.00	17,077.00	0.00	0.00
<b>442.03 : TOTAL</b>	<b>0.00</b>	<b>0.00</b>	<b>34,695.00</b>	<b>34,695.00</b>	<b>34,695.00</b>	<b>34,695.00</b>	<b>34,695.00</b>	<b>34,695.00</b>	<b>0.00</b>	<b>0.00</b>
<b>442.03 : TOTAL</b>	<b>0.00</b>	<b>0.00</b>	<b>34,695.00</b>	<b>34,695.00</b>	<b>34,695.00</b>	<b>34,695.00</b>	<b>34,695.00</b>	<b>34,695.00</b>	<b>0.00</b>	<b>0.00</b>
442.07.00	0.00	35,709.32	34,695.00	12,218.10	12,218.10	34,695.00	12,218.10	47,927.42	0.00	13,232.42
<b>442.07 : TOTAL</b>	<b>0.00</b>	<b>35,709.32</b>	<b>34,695.00</b>	<b>12,218.10</b>	<b>12,218.10</b>	<b>34,695.00</b>	<b>12,218.10</b>	<b>47,927.42</b>	<b>0.00</b>	<b>13,232.42</b>
<b>442.07 : TOTAL</b>	<b>0.00</b>	<b>35,709.32</b>	<b>34,695.00</b>	<b>12,218.10</b>	<b>12,218.10</b>	<b>34,695.00</b>	<b>12,218.10</b>	<b>47,927.42</b>	<b>0.00</b>	<b>13,232.42</b>

Simbol Cont	SOLD INITIAL		RULAJE CURENTE		RULAJE CUMULATE AN		TOTAL SUME		SOLD FINAL	
	DEBIT	CREDIT	DEBIT	CREDIT	DEBIT	CREDIT	DEBIT	CREDIT	DEBIT	CREDIT
442 : TOTAL	0.00	35,709.32	69,390.00	46,913.10	69,390.00	46,913.10	69,390.00	82,622.42	0.00	13,232.42
444.00.00.01	0.00	141,208.00	1,000,403.00	969,356.00	1,000,403.00	969,356.00	1,000,403.00	1,110,564.00	0.00	110,161.00
444.00.00.02	0.00	18,092.00	121,215.00	115,837.00	121,215.00	115,837.00	121,215.00	133,929.00	0.00	12,714.00
444.00.00.04	0.00	16,614.00	129,087.00	127,240.00	129,087.00	127,240.00	129,087.00	143,854.00	0.00	14,767.00
444.00.00.05	0.00	62,296.00	761,240.00	786,058.00	761,240.00	786,058.00	761,240.00	848,354.00	0.00	87,114.00
444.00.00 : TOTAL	0.00	238,210.00	2,011,945.00	1,998,491.00	2,011,945.00	1,998,491.00	2,011,945.00	2,236,701.00	0.00	224,756.00
444.00 : TOTAL	0.00	238,210.00	2,011,945.00	1,998,491.00	2,011,945.00	1,998,491.00	2,011,945.00	2,236,701.00	0.00	224,756.00
444 : TOTAL	0.00	6,907.00	199,481.00	214,492.00	199,481.00	214,492.00	199,481.00	221,399.00	0.00	21,918.00
446.01.00.01	0.00	1,624.00	18,591.00	19,089.00	18,591.00	19,089.00	18,591.00	20,713.00	0.00	2,122.00
446.01.00.02	0.00	8,442.00	0.00	-8,442.00	0.00	-8,442.00	0.00	0.00	0.00	0.00
446.01.00.05	0.00	16,973.00	218,072.00	225,139.00	218,072.00	225,139.00	218,072.00	242,112.00	0.00	24,040.00
446.01 : TOTAL	0.00	16,973.00	218,072.00	225,139.00	218,072.00	225,139.00	218,072.00	242,112.00	0.00	24,040.00
446 : TOTAL	0.00	16,973.00	218,072.00	225,139.00	218,072.00	225,139.00	218,072.00	242,112.00	0.00	24,040.00
461.01.01	10,364.00	0.00	227,311.00	0.00	227,311.00	0.00	227,311.00	237,675.00	237,675.00	0.00
461.01.09.01	0.00	0.00	8,125.10	8,125.10	8,125.10	8,125.10	8,125.10	8,125.10	0.00	0.00
461.01.09 : TOTAL	0.00	0.00	8,125.10	8,125.10	8,125.10	8,125.10	8,125.10	8,125.10	0.00	0.00
461.01 : TOTAL	10,364.00	0.00	235,436.10	8,125.10	235,436.10	8,125.10	245,800.10	237,675.00	237,675.00	0.00
461 : TOTAL	10,364.00	0.00	235,436.10	8,125.10	235,436.10	8,125.10	245,800.10	237,675.00	237,675.00	0.00
462.01.09.01	0.00	549.31	2,461.82	1,912.73	2,461.82	1,912.73	2,461.82	2,462.04	0.00	0.22
462.01.09.02	0.00	0.00	9,667.40	9,667.40	9,667.40	9,667.40	9,667.40	9,667.40	0.00	0.00
462.01.09.04	0.00	0.00	1,440.00	1,440.00	1,440.00	1,440.00	1,440.00	1,440.00	0.00	0.00
462.01.09.06	0.00	4,171.42	6,611.15	4,820.29	6,611.15	4,820.29	6,611.15	8,991.71	0.00	2,380.56
462.01.09 : TOTAL	0.00	4,720.73	20,180.37	17,840.42	20,180.37	17,840.42	20,180.37	22,561.15	0.00	2,380.78
462.01 : TOTAL	0.00	4,720.73	20,180.37	17,840.42	20,180.37	17,840.42	20,180.37	22,561.15	0.00	2,380.78
462 : TOTAL	0.00	4,720.73	20,180.37	17,840.42	20,180.37	17,840.42	20,180.37	22,561.15	0.00	2,380.78
468.01.07	0.00	0.00	943,000.00	0.00	943,000.00	0.00	943,000.00	943,000.00	943,000.00	0.00
468.01 : TOTAL	0.00	0.00	943,000.00	0.00	943,000.00	0.00	943,000.00	943,000.00	943,000.00	0.00
468 : TOTAL	0.00	0.00	943,000.00	0.00	943,000.00	0.00	943,000.00	943,000.00	943,000.00	0.00
473.01.09	0.00	0.00	14,214.57	14,172.29	14,214.57	14,172.29	14,214.57	14,172.29	42.28	0.00
473.01 : TOTAL	0.00	0.00	14,214.57	14,172.29	14,214.57	14,172.29	14,214.57	14,172.29	42.28	0.00
473 : TOTAL	0.00	0.00	14,214.57	14,172.29	14,214.57	14,172.29	14,214.57	14,172.29	42.28	0.00
512.01.02.01	0.00	0.00	748.75	748.75	748.75	748.75	748.75	748.75	0.00	0.00
512.01.02 : TOTAL	0.00	0.00	748.75	748.75	748.75	748.75	748.75	748.75	0.00	0.00
512.01 : TOTAL	0.00	0.00	748.75	748.75	748.75	748.75	748.75	748.75	0.00	0.00
512 : TOTAL	0.00	0.00	748.75	748.75	748.75	748.75	748.75	748.75	0.00	0.00
519.01.07	0.00	0.00	0.00	943,000.00	0.00	943,000.00	0.00	943,000.00	0.00	943,000.00
519.01 : TOTAL	0.00	0.00	0.00	943,000.00	0.00	943,000.00	0.00	943,000.00	0.00	943,000.00
519 : TOTAL	0.00	0.00	0.00	943,000.00	0.00	943,000.00	0.00	943,000.00	0.00	943,000.00
531.01.01	0.00	0.00	107,258.01	106,228.52	107,258.01	106,228.52	107,258.01	106,228.52	1,029.49	0.00
531.01 : TOTAL	0.00	0.00	107,258.01	106,228.52	107,258.01	106,228.52	107,258.01	106,228.52	1,029.49	0.00
531 : TOTAL	0.00	0.00	107,258.01	106,228.52	107,258.01	106,228.52	107,258.01	106,228.52	1,029.49	0.00
532.01.00	662.20	0.00	1,920.00	2,197.20	1,920.00	2,197.20	2,582.20	2,197.20	385.00	0.00
532.01 : TOTAL	662.20	0.00	1,920.00	2,197.20	1,920.00	2,197.20	2,582.20	2,197.20	385.00	0.00
532.06.00	0.00	0.00	74,820.00	74,820.00	74,820.00	74,820.00	74,820.00	74,820.00	0.00	0.00

Symbol Cont	SOLD INITIAL		RULAJE CURENTE		RULAJE CUMULATE AN		TOTAL SUME		SOLD FINAL	
	DEBIT	CREDIT	DEBIT	CREDIT	DEBIT	CREDIT	DEBIT	CREDIT	DEBIT	CREDIT
532.06 : TOTAL	0.00	0.00	74,820.00	74,820.00	74,820.00	74,820.00	74,820.00	74,820.00	0.00	0.00
532.08.00	0.00	0.00	536,700.00	526,550.00	536,700.00	526,550.00	536,700.00	526,550.00	10,150.00	0.00
532.08 : TOTAL	0.00	0.00	536,700.00	526,550.00	536,700.00	526,550.00	536,700.00	526,550.00	10,150.00	0.00
532 : TOTAL	662.20	0.00	613,440.00	603,567.20	613,440.00	603,567.20	614,102.20	603,567.20	10,535.00	0.00
550.01.01.2	5,721.77	0.00	0.00	5,721.77	0.00	5,721.77	5,721.77	5,721.77	0.00	0.00
550.01.01 : TOTAL	5,721.77	0.00	0.00	5,721.77	0.00	5,721.77	5,721.77	5,721.77	0.00	0.00
550.01.02.01	58,858.69	0.00	42,727.00	0.00	42,727.00	0.00	101,585.69	0.00	101,585.69	0.00
550.01.02 : TOTAL	58,858.69	0.00	42,727.00	0.00	42,727.00	0.00	101,585.69	0.00	101,585.69	0.00
550.01 : TOTAL	64,580.46	0.00	42,727.00	5,721.77	42,727.00	5,721.77	107,307.46	5,721.77	101,585.69	0.00
550 : TOTAL	64,580.46	0.00	42,727.00	5,721.77	42,727.00	5,721.77	107,307.46	5,721.77	101,585.69	0.00
552.00.00.1	10,845.78	0.00	12,807.01	21,271.85	12,807.01	21,271.85	23,652.79	21,271.85	2,380.94	0.00
552.00.00.3	0.00	0.00	1,601.50	0.00	1,601.50	0.00	1,601.50	0.00	1,601.50	0.00
552.00.00 : TOTAL	10,845.78	0.00	14,408.51	21,271.85	14,408.51	21,271.85	25,254.29	21,271.85	3,982.44	0.00
552.00 : TOTAL	10,845.78	0.00	14,408.51	21,271.85	14,408.51	21,271.85	25,254.29	21,271.85	3,982.44	0.00
552 : TOTAL	10,845.78	0.00	14,408.51	21,271.85	14,408.51	21,271.85	25,254.29	21,271.85	3,982.44	0.00
560.01.01.1	0.00	0.00	9,536,950.43	0.00	9,536,950.43	0.00	9,536,950.43	0.00	9,536,950.43	0.00
560.01.01.10	0.00	0.00	56,158.00	0.00	56,158.00	0.00	56,158.00	0.00	56,158.00	0.00
560.01.01.12	0.00	0.00	2,153,887.82	0.00	2,153,887.82	0.00	2,153,887.82	0.00	2,153,887.82	0.00
560.01.01.13	0.00	0.00	11,653,946.00	0.00	11,653,946.00	0.00	11,653,946.00	0.00	11,653,946.00	0.00
560.01.01.14	0.00	0.00	457,236.16	0.00	457,236.16	0.00	457,236.16	0.00	457,236.16	0.00
560.01.01.18	0.00	0.00	10,360,748.00	0.00	10,360,748.00	0.00	10,360,748.00	0.00	10,360,748.00	0.00
560.01.01.19	0.00	0.00	131,405.41	0.00	131,405.41	0.00	131,405.41	0.00	131,405.41	0.00
560.01.01.2	0.00	0.00	338,801.43	150.00	338,801.43	150.00	338,801.43	150.00	338,651.43	0.00
560.01.01.3	0.00	0.00	10,000.00	0.00	10,000.00	0.00	10,000.00	0.00	10,000.00	0.00
560.01.01.6	0.00	0.00	1,467.00	0.00	1,467.00	0.00	1,467.00	0.00	1,467.00	0.00
560.01.01.7	0.00	0.00	2,036,614.58	0.00	2,036,614.58	0.00	2,036,614.58	0.00	2,036,614.58	0.00
560.01.01.8	0.00	0.00	9,140.00	0.00	9,140.00	0.00	9,140.00	0.00	9,140.00	0.00
560.01.01.8.2	0.00	0.00	105,055.04	0.00	105,055.04	0.00	105,055.04	0.00	105,055.04	0.00
560.01.01.8.5	0.00	0.00	943,000.00	0.00	943,000.00	0.00	943,000.00	0.00	943,000.00	0.00
560.01.01.9	0.00	0.00	211,558.87	0.00	211,558.87	0.00	211,558.87	0.00	211,558.87	0.00
560.01.01 : TOTAL	0.00	0.00	38,005,968.74	150.00	38,005,968.74	150.00	38,005,968.74	150.00	38,005,818.74	0.00
560.01 : TOTAL	0.00	0.00	38,005,968.74	150.00	38,005,968.74	150.00	38,005,968.74	150.00	38,005,818.74	0.00
560.03.00	2,180,188.98	0.00	0.00	943,000.00	0.00	943,000.00	2,180,188.98	943,000.00	1,237,188.98	0.00
560.03 : TOTAL	2,180,188.98	0.00	0.00	943,000.00	0.00	943,000.00	2,180,188.98	943,000.00	1,237,188.98	0.00
560 : TOTAL	2,180,188.98	0.00	38,005,968.74	943,150.00	38,005,968.74	943,150.00	40,186,157.72	39,243,007.72	39,243,007.72	0.00
581.01.01	0.00	0.00	14,092.98	14,092.98	14,092.98	14,092.98	14,092.98	14,092.98	0.00	0.00
581.01 : TOTAL	0.00	0.00	14,092.98	14,092.98	14,092.98	14,092.98	14,092.98	14,092.98	0.00	0.00
581 : TOTAL	0.00	0.00	14,092.98	14,092.98	14,092.98	14,092.98	14,092.98	14,092.98	0.00	0.00
602.02.00.01	0.00	0.00	8,903.02	8,903.02	8,903.02	8,903.02	8,903.02	8,903.02	0.00	0.00
602.02.00.02	0.00	0.00	80.97	80.97	80.97	80.97	80.97	80.97	0.00	0.00
602.02.00 : TOTAL	0.00	0.00	8,983.99	8,983.99	8,983.99	8,983.99	8,983.99	8,983.99	0.00	0.00
602.02 : TOTAL	0.00	0.00	8,983.99	8,983.99	8,983.99	8,983.99	8,983.99	8,983.99	0.00	0.00
602.04.00.01	0.00	0.00	231,216.51	231,216.51	231,216.51	231,216.51	231,216.51	231,216.51	0.00	0.00
602.04.00.02	0.00	0.00	450.00	450.00	450.00	450.00	450.00	450.00	0.00	0.00
602.04.00 : TOTAL	0.00	0.00	231,666.51	231,666.51	231,666.51	231,666.51	231,666.51	231,666.51	0.00	0.00
602.04.00 : TOTAL	0.00	0.00	231,666.51	231,666.51	231,666.51	231,666.51	231,666.51	231,666.51	0.00	0.00

Simbol Cont	SOLD INITIAL		RULAJE CURENTE		RULAJE CUMULATE AN		TOTAL SUME		SOLD FINAL	
	DEBIT	CREDIT	DEBIT	CREDIT	DEBIT	CREDIT	DEBIT	CREDIT	DEBIT	CREDIT
602.04 : TOTAL	0.00	0.00	231,666.51	231,666.51	231,666.51	231,666.51	231,666.51	231,666.51	0.00	0.00
602.07.00.01	0.00	0.00	276,549.74	276,549.74	276,549.74	276,549.74	276,549.74	276,549.74	0.00	0.00
602.07.00.02	0.00	0.00	81,068.94	81,068.94	81,068.94	81,068.94	81,068.94	81,068.94	0.00	0.00
602.07.00 : TOTAL	0.00	0.00	357,618.68	357,618.68	357,618.68	357,618.68	357,618.68	357,618.68	0.00	0.00
602.07 : TOTAL	0.00	0.00	357,618.68	357,618.68	357,618.68	357,618.68	357,618.68	357,618.68	0.00	0.00
602.08.00.01	0.00	0.00	217,265.17	217,265.17	217,265.17	217,265.17	217,265.17	217,265.17	0.00	0.00
602.08.00.02	0.00	0.00	15,124.04	15,124.04	15,124.04	15,124.04	15,124.04	15,124.04	0.00	0.00
602.08.00 : TOTAL	0.00	0.00	232,389.21	232,389.21	232,389.21	232,389.21	232,389.21	232,389.21	0.00	0.00
602.08 : TOTAL	0.00	0.00	232,389.21	232,389.21	232,389.21	232,389.21	232,389.21	232,389.21	0.00	0.00
602.09.00.03.01	0.00	0.00	782,708.01	782,708.01	782,708.01	782,708.01	782,708.01	782,708.01	0.00	0.00
602.09.00.03.03	0.00	0.00	1,107,506.54	1,107,506.54	1,107,506.54	1,107,506.54	1,107,506.54	1,107,506.54	0.00	0.00
602.09.00.03.04	0.00	0.00	98,035.23	98,035.23	98,035.23	98,035.23	98,035.23	98,035.23	0.00	0.00
602.09.00.04.01	0.00	0.00	309,462.72	309,462.72	309,462.72	309,462.72	309,462.72	309,462.72	0.00	0.00
602.09.00.04.02	0.00	0.00	5,661.80	5,661.80	5,661.80	5,661.80	5,661.80	5,661.80	0.00	0.00
602.09.00.05.01	0.00	0.00	8,977.60	8,977.60	8,977.60	8,977.60	8,977.60	8,977.60	0.00	0.00
602.09.00.06.01	0.00	0.00	89,071.83	89,071.83	89,071.83	89,071.83	89,071.83	89,071.83	0.00	0.00
602.09.00.06.02	0.00	0.00	8,443.05	8,443.05	8,443.05	8,443.05	8,443.05	8,443.05	0.00	0.00
602.09.00 : TOTAL	0.00	0.00	2,409,866.78	2,409,866.78	2,409,866.78	2,409,866.78	2,409,866.78	2,409,866.78	0.00	0.00
602.09 : TOTAL	0.00	0.00	2,409,866.78	2,409,866.78	2,409,866.78	2,409,866.78	2,409,866.78	2,409,866.78	0.00	0.00
602 : TOTAL	0.00	0.00	3,240,525.17	3,240,525.17	3,240,525.17	3,240,525.17	3,240,525.17	3,240,525.17	0.00	0.00
603.00.00	0.00	0.00	0.01	0.01	0.01	0.01	0.01	0.01	0.00	0.00
603.00.00.01	0.00	0.00	43.48	43.48	43.48	43.48	43.48	43.48	0.00	0.00
603.00.00.02	0.00	0.00	8,254.81	8,254.81	8,254.81	8,254.81	8,254.81	8,254.81	0.00	0.00
603.00.00 : TOTAL	0.00	0.00	8,298.30	8,298.30	8,298.30	8,298.30	8,298.30	8,298.30	0.00	0.00
603.00 : TOTAL	0.00	0.00	8,298.30	8,298.30	8,298.30	8,298.30	8,298.30	8,298.30	0.00	0.00
610.00.00	0.00	0.00	502,714.52	502,714.52	502,714.52	502,714.52	502,714.52	502,714.52	0.00	0.00
610.00 : TOTAL	0.00	0.00	502,714.52	502,714.52	502,714.52	502,714.52	502,714.52	502,714.52	0.00	0.00
610 : TOTAL	0.00	0.00	502,714.52	502,714.52	502,714.52	502,714.52	502,714.52	502,714.52	0.00	0.00
611.00.00	0.00	0.00	103,744.69	103,744.69	103,744.69	103,744.69	103,744.69	103,744.69	0.00	0.00
611.00 : TOTAL	0.00	0.00	103,744.69	103,744.69	103,744.69	103,744.69	103,744.69	103,744.69	0.00	0.00
611 : TOTAL	0.00	0.00	103,744.69	103,744.69	103,744.69	103,744.69	103,744.69	103,744.69	0.00	0.00
613.00.00	0.00	0.00	3,423.70	3,423.70	3,423.70	3,423.70	3,423.70	3,423.70	0.00	0.00
613.00 : TOTAL	0.00	0.00	3,423.70	3,423.70	3,423.70	3,423.70	3,423.70	3,423.70	0.00	0.00
613 : TOTAL	0.00	0.00	3,423.70	3,423.70	3,423.70	3,423.70	3,423.70	3,423.70	0.00	0.00
614.00.00	0.00	0.00	4,065.53	4,065.53	4,065.53	4,065.53	4,065.53	4,065.53	0.00	0.00
614.00 : TOTAL	0.00	0.00	4,065.53	4,065.53	4,065.53	4,065.53	4,065.53	4,065.53	0.00	0.00
614 : TOTAL	0.00	0.00	4,065.53	4,065.53	4,065.53	4,065.53	4,065.53	4,065.53	0.00	0.00
623.00.00	0.00	0.00	3,988.00	3,988.00	3,988.00	3,988.00	3,988.00	3,988.00	0.00	0.00
623.00 : TOTAL	0.00	0.00	3,988.00	3,988.00	3,988.00	3,988.00	3,988.00	3,988.00	0.00	0.00
623 : TOTAL	0.00	0.00	3,988.00	3,988.00	3,988.00	3,988.00	3,988.00	3,988.00	0.00	0.00
624.01.00	0.00	0.00	10,196.51	10,196.51	10,196.51	10,196.51	10,196.51	10,196.51	0.00	0.00
624.01 : TOTAL	0.00	0.00	10,196.51	10,196.51	10,196.51	10,196.51	10,196.51	10,196.51	0.00	0.00
624.02.00	0.00	0.00	2,739.83	2,739.83	2,739.83	2,739.83	2,739.83	2,739.83	0.00	0.00
624.02 : TOTAL	0.00	0.00	2,739.83	2,739.83	2,739.83	2,739.83	2,739.83	2,739.83	0.00	0.00

Simbol Cont	SOLD INITIAL		RULAJE CURENTE		RULAJE CUMULATE AN		TOTAL SUME		SOLD FINAL	
	DEBIT	CREDIT	DEBIT	CREDIT	DEBIT	CREDIT	DEBIT	CREDIT	DEBIT	CREDIT
<b>624 : TOTAL</b>	0.00	0.00	12,936.34	12,936.34	12,936.34	12,936.34	12,936.34	12,936.34	0.00	0.00
626.00.00	0.00	0.00	41,529.53	41,529.53	41,529.53	41,529.53	41,529.53	41,529.53	0.00	0.00
<b>626.00 : TOTAL</b>	0.00	0.00	41,529.53	41,529.53	41,529.53	41,529.53	41,529.53	41,529.53	0.00	0.00
626 : TOTAL	0.00	0.00	41,529.53	41,529.53	41,529.53	41,529.53	41,529.53	41,529.53	0.00	0.00
627.00.00	0.00	0.00	291.87	291.87	291.87	291.87	291.87	291.87	0.00	0.00
<b>627.00 : TOTAL</b>	0.00	0.00	291.87	291.87	291.87	291.87	291.87	291.87	0.00	0.00
627 : TOTAL	0.00	0.00	291.87	291.87	291.87	291.87	291.87	291.87	0.00	0.00
628.00.00	0.00	0.00	1,631,485.55	1,631,485.55	1,631,485.55	1,631,485.55	1,631,485.55	1,631,485.55	0.00	0.00
<b>628.00 : TOTAL</b>	0.00	0.00	1,631,485.55	1,631,485.55	1,631,485.55	1,631,485.55	1,631,485.55	1,631,485.55	0.00	0.00
628 : TOTAL	0.00	0.00	1,631,485.55	1,631,485.55	1,631,485.55	1,631,485.55	1,631,485.55	1,631,485.55	0.00	0.00
629.01.00	0.00	0.00	59,838.00	59,838.00	59,838.00	59,838.00	59,838.00	59,838.00	0.00	0.00
<b>629.01 : TOTAL</b>	0.00	0.00	59,838.00	59,838.00	59,838.00	59,838.00	59,838.00	59,838.00	0.00	0.00
629 : TOTAL	0.00	0.00	59,838.00	59,838.00	59,838.00	59,838.00	59,838.00	59,838.00	0.00	0.00
635.01.00.01	0.00	0.00	214,492.00	214,492.00	214,492.00	214,492.00	214,492.00	214,492.00	0.00	0.00
635.01.00.02	0.00	0.00	19,089.00	19,089.00	19,089.00	19,089.00	19,089.00	19,089.00	0.00	0.00
635.01.00.05	0.00	0.00	-8,442.00	-8,442.00	-8,442.00	-8,442.00	-8,442.00	-8,442.00	0.00	0.00
<b>635.01.00 : TOTAL</b>	0.00	0.00	225,139.00	225,139.00	225,139.00	225,139.00	225,139.00	225,139.00	0.00	0.00
635.01 : TOTAL	0.00	0.00	225,139.00	225,139.00	225,139.00	225,139.00	225,139.00	225,139.00	0.00	0.00
635 : TOTAL	0.00	0.00	225,139.00	225,139.00	225,139.00	225,139.00	225,139.00	225,139.00	0.00	0.00
641.00.00.01	0.00	0.00	14,486,748.00	14,486,748.00	14,486,748.00	14,486,748.00	14,486,748.00	14,486,748.00	0.00	0.00
641.00.00.02	0.00	0.00	1,681,150.00	1,681,150.00	1,681,150.00	1,681,150.00	1,681,150.00	1,681,150.00	0.00	0.00
641.00.00.04	0.00	0.00	1,984,630.00	1,984,630.00	1,984,630.00	1,984,630.00	1,984,630.00	1,984,630.00	0.00	0.00
641.00.00.05	0.00	0.00	11,581,149.00	11,581,149.00	11,581,149.00	11,581,149.00	11,581,149.00	11,581,149.00	0.00	0.00
<b>641.00.00 : TOTAL</b>	0.00	0.00	29,733,677.00	29,733,677.00	29,733,677.00	29,733,677.00	29,733,677.00	29,733,677.00	0.00	0.00
641.00 : TOTAL	0.00	0.00	29,733,677.00	29,733,677.00	29,733,677.00	29,733,677.00	29,733,677.00	29,733,677.00	0.00	0.00
641 : TOTAL	0.00	0.00	29,733,677.00	29,733,677.00	29,733,677.00	29,733,677.00	29,733,677.00	29,733,677.00	0.00	0.00
642.00.00.01	0.00	0.00	35,970.00	35,970.00	35,970.00	35,970.00	35,970.00	35,970.00	0.00	0.00
642.00.00.02	0.00	0.00	5,655.00	5,655.00	5,655.00	5,655.00	5,655.00	5,655.00	0.00	0.00
642.00.00.04	0.00	0.00	3,525.00	3,525.00	3,525.00	3,525.00	3,525.00	3,525.00	0.00	0.00
642.00.00.05	0.00	0.00	29,670.00	29,670.00	29,670.00	29,670.00	29,670.00	29,670.00	0.00	0.00
642.00.00.07	0.00	0.00	238,000.00	238,000.00	238,000.00	238,000.00	238,000.00	238,000.00	0.00	0.00
642.00.00.08	0.00	0.00	39,150.00	39,150.00	39,150.00	39,150.00	39,150.00	39,150.00	0.00	0.00
642.00.00.09	0.00	0.00	28,750.00	28,750.00	28,750.00	28,750.00	28,750.00	28,750.00	0.00	0.00
642.00.00.10	0.00	0.00	220,650.00	220,650.00	220,650.00	220,650.00	220,650.00	220,650.00	0.00	0.00
<b>642.00.00 : TOTAL</b>	0.00	0.00	601,370.00	601,370.00	601,370.00	601,370.00	601,370.00	601,370.00	0.00	0.00
642.00 : TOTAL	0.00	0.00	601,370.00	601,370.00	601,370.00	601,370.00	601,370.00	601,370.00	0.00	0.00
642 : TOTAL	0.00	0.00	601,370.00	601,370.00	601,370.00	601,370.00	601,370.00	601,370.00	0.00	0.00
645.01.00.01	0.00	0.00	575,433.00	575,433.00	575,433.00	575,433.00	575,433.00	575,433.00	0.00	0.00
645.01.00.02	0.00	0.00	66,088.00	66,088.00	66,088.00	66,088.00	66,088.00	66,088.00	0.00	0.00
645.01.00.04	0.00	0.00	78,436.00	78,436.00	78,436.00	78,436.00	78,436.00	78,436.00	0.00	0.00
645.01.00.05	0.00	0.00	159,666.00	159,666.00	159,666.00	159,666.00	159,666.00	159,666.00	0.00	0.00
<b>645.01.00 : TOTAL</b>	0.00	0.00	879,623.00	879,623.00	879,623.00	879,623.00	879,623.00	879,623.00	0.00	0.00
645.01 : TOTAL	0.00	0.00	879,623.00	879,623.00	879,623.00	879,623.00	879,623.00	879,623.00	0.00	0.00
645.05.00.02	0.00	0.00	-244.00	-244.00	-244.00	-244.00	-244.00	-244.00	0.00	0.00
<b>645.05.00 : TOTAL</b>	0.00	0.00	-244.00	-244.00	-244.00	-244.00	-244.00	-244.00	0.00	0.00
645.05 : TOTAL	0.00	0.00	-244.00	-244.00	-244.00	-244.00	-244.00	-244.00	0.00	0.00



Simbol Cont	SOLD INITIAL		RULAJE CURENTE		RULAJE CUMULATE AN		TOTAL SUME		SOLD FINAL	
	DEBIT	CREDIT	DEBIT	CREDIT	DEBIT	CREDIT	DEBIT	CREDIT	DEBIT	CREDIT
751.05.00 : TOTAL	0.00	0.00	111,819.17	111,819.17	111,819.17	111,819.17	111,819.17	111,819.17	0.00	0.00
751.05 : TOTAL	0.00	0.00	111,819.17	111,819.17	111,819.17	111,819.17	111,819.17	111,819.17	0.00	0.00
751 : TOTAL	0.00	0.00	36,889,226.48	36,889,226.48	36,889,226.48	36,889,226.48	36,889,226.48	36,889,226.48	0.00	0.00
770.00.00.001	0.00	0.00	0.00	0.00	0.00	0.00	0.00	0.00	0.00	0.00
770.00.00.005	0.00	0.00	0.00	0.00	0.00	0.00	0.00	0.00	0.00	0.00
770.00.00.006	0.00	0.00	0.00	0.00	0.00	0.00	0.00	0.00	0.00	0.00
770.00.00 : TOTAL	0.00	0.00	0.00	0.00	0.00	0.00	0.00	0.00	0.00	0.00
770.00 : TOTAL	0.00	0.00	0.00	0.00	0.00	0.00	0.00	0.00	0.00	0.00
770 : TOTAL	0.00	0.00	0.00	0.00	0.00	0.00	0.00	0.00	0.00	0.00
772.02.00	0.00	0.00	131,405.41	131,405.41	131,405.41	131,405.41	131,405.41	131,405.41	0.00	0.00
772 : TOTAL	0.00	0.00	131,405.41	131,405.41	131,405.41	131,405.41	131,405.41	131,405.41	0.00	0.00
779.01.01	0.00	0.00	41,193.73	41,193.73	41,193.73	41,193.73	41,193.73	41,193.73	0.00	0.00
779.01 : TOTAL	0.00	0.00	41,193.73	41,193.73	41,193.73	41,193.73	41,193.73	41,193.73	0.00	0.00
779 : TOTAL	0.00	0.00	41,193.73	41,193.73	41,193.73	41,193.73	41,193.73	41,193.73	0.00	0.00
TOTAL GENERAL	55,033,698.17	55,033,698.17	243,107,763.54	243,107,763.54	243,107,763.54	243,107,763.54	298,141,461.71	298,141,461.71	94,594,107.51	94,594,107.51

MANAGER  
DR. MURESAN VASILE

DIRECTOR FINANCIAR CONTABIL  
EC. ANCA ELENA MUNTEAN




**Balanta cont 40 - FURNIZORI SI CONTURI ASIMILATE**

Explicatii	Cod fiscal	Sold initial	Facturi	Plati	Sold final
A&A PRO DIAGNOSTIC SRL (401.01.00.1003)	23068692	142.80	333.20	476.00	0.00
ACOR SERVICE (401.01.00.068)	10696741	0.00	612,625.17	612,625.17	0.00
ACVAROM INTERNATIONAL (401.01.00.944)	28911176	0.00	84,490.00	80,622.50	3,867.50
ADION PRODIMPETRANS (401.01.00.492)		0.00	333.20	333.20	0.00
AGENTIA REGIONALA PT PROTECTIA MEDIULUI CLUJ (401.01.00.705)	4288144	0.00	500.00	500.00	0.00
AGRIROM SRL (401.01.00.959)	9140172	0.00	6,812.46	6,365.56	446.90
AIR LIQUIDE VITALAIRE ROMANIA (401.01.00.1034)	18179732	0.00	1,699.99	1,699.99	0.00
AIR LIQUIDE VITALAIRE ROMANIA SRL (404.01.00.095)	18179732	0.00	65,448.81	65,448.81	0.00
ALEX ROM SRL (404.01.00.081)	RO6343504	7,038.28	22,223.39	29,261.67	0.00
ALGIPO SRL (401.01.00.970)	12768690	0.00	8,738.56	8,738.56	0.00
ALLERGY FARM SRL (401.01.00.1133)	30602300	0.00	2,677.50	2,677.50	0.00
ALPHA NED 2000 EXIM (401.01.00.837)	13393416	0.00	5,767.35	4,951.24	816.11
ALVIS COMSERV SRL (401.01.00.1028)	RO9434259	0.00	3,701.64	3,701.64	0.00
AMBIENT (401.01.00.989)	3099430	0.00	1,130.50	1,130.50	0.00
AMS 2000 TRADING IMPEX S.R.L. (401.01.00.060)	9603757	0.00	785.40	785.40	0.00
ANCONA IMPORT EXPORT (401.01.00.239)	234737	0.00	11,852.40	11,852.40	0.00
ANTIMA RETAIL SRL (401.01.00.1144)	30366688	0.00	342.24	0.00	342.24
ARKAS PRODEXIM S.R.L. (401.01.00.186)	14953341	0.00	1,225.70	1,225.70	0.00
ASCENSO SRL (401.01.00.911)	207139	0.00	5,112.42	5,112.42	0.00
ASCENSORUL SA (401.01.00.826)	397270	0.00	1,599.36	1,599.36	0.00
ASPECT CONCEPT SRL (401.01.00.940)	RO32220691	0.00	1,329.92	0.00	1,329.92
AURASIG SRL (401.01.00.595)	24001534	0.00	27,000.00	27,000.00	0.00
AUSTRSAL TRADE (401.01.00.742)	3738836	0.00	9,225.54	8,061.72	1,163.82
AUTO MURESAN SRL (401.01.00.638)	17509700	0.00	7,342.78	7,342.78	0.00
AVENA MEDICA SRL (401.01.00.271)	24684380	0.00	488.42	381.32	107.10
AVENA MEDICA SRL ILFOV (401.01.00.751)	24684380	0.00	40.46	40.46	0.00
AXIOMED SOLUTIONS (401.01.00.990)	29887513	0.00	1,356.60	1,356.60	0.00
B BRAUN MEDICAL S.R.L. (401.01.00.027)	11080242	1,056.24	63,742.07	57,565.33	7,232.98
BALMED S.R.L. (401.01.00.172)	4281740	0.00	1,547.00	1,547.00	0.00
BIEM COMPACT PRESTCOM (401.01.00.426)	8508129	0.00	4,609.46	4,609.46	0.00
BIOMAXIMA CLINICAL SRL (401.01.00.1095)	28399247	0.00	710.44	490.29	220.15
BIOSTEC CLINILAB S.R.L. (401.01.00.131)	11324711	0.00	45,220.00	42,364.00	2,856.00

Explicatii	Cod fiscal	Sold initial	Facturi	Plati	Sold final
BLOR RETAIL SA (401.01.00.1124)	15704730	0.00	22.00	22.00	0.00
BONAS IMPORT EXPORT (401.01.00.753)	228824	436.62	52,117.90	47,844.00	4,710.52
BRAX TRADING SRL (401.01.00.1113)	32088141	0.00	109,048.64	65,429.18	43,619.46
BRUM INTERPREST PARTNERS (401.01.00.781)	28556228	0.00	2,153.30	2,153.30	0.00
BUGETUL DE STAT (401.01.00.227)	8609468	0.00	558.00	558.00	0.00
BUNZL DISTRIBUTIE SRL (401.01.00.794)	8808509	0.00	2,366.43	2,366.43	0.00
CAFF DIGITAL (401.01.00.1024)	27462818	0.00	40,306.62	40,306.62	0.00
CANBRIS SRL (401.01.00.930)	8440740	0.00	357.00	357.00	0.00
CARBOCHIM (401.01.00.460)	RO 201535	0.00	159.00	159.00	0.00
CASA (401.01.00.370)		0.00	6,410.48	6,410.48	0.00
CASA DE ASIGURARI DE SANATATE A JUDETULUI CLUJ (401.01.00.265)	11324762	0.00	10,154.30	10,154.30	0.00
CASA DE EDITURA NAPOCA (401.01.00.350)	RO204469	0.00	210.00	210.00	0.00
CENTRUL DE CALCUL (401.01.00.1000)	2163993	0.00	428.40	428.40	0.00
CENTRUL MEDICAL UNIREA SRL (401.01.00.1075)	5919324	0.00	5,463.00	5,463.00	0.00
CENTRUL REGIONAL DE FORMARE CONTINUA (401.01.00.135)	7933953	0.00	505.00	505.00	0.00
CENTRUL REGIONAL DE TRANSFUZIE SANGUINA CLUJ (401.01.00.312)	4378913	0.00	3,255.00	3,255.00	0.00
CENTRUL TERITORIAL DE CALCUL ELECTRONIC (401.01.00.128)	2040729	110.25	996.24	996.03	110.46
CHIMGRUP SRL (401.01.00.1131)	12169063	0.00	45.00	45.00	0.00
CHIMIMPORTEXPORT PLURIMEX SRL (401.01.00.233)	12498	0.00	126.27	126.27	0.00
CINA CARMANGERIE (401.01.00.051)	2878920	5,697.40	65,179.11	64,265.81	6,610.70
CIORCA ADRIANA -PFA (404.01.00.086)	28292649	556.93	0.00	556.93	0.00
CIORCA ADRIANA PFA (401.01.00.1035)	28292649	3,336.99	1,500.00	4,836.99	0.00
CLAUROM PREST SERVICE S.R.L (401.01.00.181)	6975179	0.00	1,755.00	1,170.00	585.00
CNCAN (401.01.00.410)	10792013	0.00	580.00	580.00	0.00
COMPANIA DE APA SOMES (401.01.00.122)	201217	0.00	72,644.06	65,483.71	7,160.35
COMPANIA DE TRANSPORT PUBLIC (401.01.00.881)	201195	0.00	1,395.00	1,240.00	155.00
COMPANIA NATIONALA PENTRU CONTROLUL CAZANELOR (401.01.00.674)	27787860	0.00	476.00	476.00	0.00
COMPANIA NATIONALA UNIFARM S.A. (401.01.00.045)	11653560	0.00	1,343.65	1,343.65	0.00
COMPLET TRADING SRL (401.01.00.874)	18784164	0.00	14,093.77	13,439.27	654.50
CONSULTANTA STANDARDE ISO SRL (401.01.00.1016)	29287500	0.00	3,882.97	3,882.97	0.00
CORAL IMPEX SRL (401.01.00.749)	4986244	418.23	1,098.88	1,517.11	0.00
CRIO-2 SRL (401.01.00.317)	4414293	0.00	17,021.76	16,605.26	416.50
DACORUM GRUP (401.01.00.1070)	11609301	0.00	7,282.80	7,282.80	0.00
DANIANA (401.01.00.002)	14493308	1,231.39	39,851.80	37,514.53	3,568.66
DANTE INTERNATIONAL S A (401.01.00.910)	14399840	0.00	12,852.00	12,852.00	0.00
DASCAL VASILE PFA (401.01.00.1026)	36112854	1,040.00	8,320.00	7,280.00	2,080.00

Explicatii	Cod fiscal	Sold initial	Facturi	Plati	Sold final
DATAMED SRL (401.01.00.403)	015344290	0.00	1,785.00	1,785.00	0.00
DDD INSECTO SRL (401.01.00.1052)	34426060	2,380.00	2,380.00	2,380.00	2,380.00
DECEAN DEODOR (401.01.00.198)	1650505010318	0.00	160.00	160.00	0.00
DEDEMAN SRL (401.01.00.696)	2816464	0.00	8,752.74	8,776.54	-23.80
DENNVER COMIMPEX (401.01.00.333)	6099702	2,376.26	38,123.55	34,238.86	6,260.95
DEY PRODCOM IMPEX (401.01.00.1051)	RO6520789	0.00	34,224.40	34,224.40	0.00
DG DIAGNOSTIC S.R.L (401.01.00.250)	14600277	0.00	53,445.06	45,091.29	8,353.77
DIALAB SOLUTIONS SRL (401.01.00.762)	23818271	0.00	8,032.50	7,140.00	892.50
DIRECTIA DE POSTA (401.01.00.155)	30565694	0.00	1,986.70	1,986.70	0.00
DIRECTIA DE SANATATE PUBLICA A JUDETULUI CLUJ (401.01.00.327)	4305873	0.00	1,230.00	1,230.00	0.00
DIRECTIA SANITAR VETERINARA SI PENTRU SIGURANTA AL (401.01.00.562)	29863301	0.00	478.38	478.38	0.00
DNN IMPEX SRL (401.01.00.1145)	35119196	0.00	2,270.52	2,270.52	0.00
DONATH MEDIA SRL (401.01.00.1119)	38019116	0.00	820.00	820.00	0.00
DOZIMED SRL (401.01.00.323)	12076622	0.00	2,142.00	1,927.80	214.20
DR.K.MEDICAL LEGIST (401.01.00.817)	25003460	0.00	3,570.00	3,570.00	0.00
DRAGER MEDICAL ROMANIA (401.01.00.644)	2836925	0.00	7,987.78	7,987.78	0.00
DUCFARM (401.01.00.1116)	13607501	1,378.00	4,134.00	5,512.00	0.00
DUTCHMED SRL (404.01.00.096)	2456853	0.00	27,846.00	27,846.00	0.00
DYNAMIC TOOLS SRL (401.01.00.1083)	35959908	0.00	3,353.50	3,353.50	0.00
E ON GAZ ROMANIA (401.01.00.137)	22124891	0.00	402,903.28	381,222.15	21,681.13
ECHO PLUS SRL (401.01.00.796)	18957613	0.00	47,496.02	41,025.98	6,470.04
ELECTROTERRA (401.01.00.639)	17921778	0.00	1,904.00	1,904.00	0.00
ELIT SRL (401.01.00.1030)	14444712	1,279.12	49,940.63	46,653.87	4,565.88
ENGLÖBER SRL (401.01.00.995)	17463468	0.00	952.00	952.00	0.00
EPRUBETA FARM SRL (401.01.00.509)	11171693	0.00	2,318.12	2,175.32	142.80
ESRO TRANS (401.01.00.546)	RO24485566	0.00	1,880.20	1,880.20	0.00
EUOMED SRL (401.01.00.471)	RO15652630	0.00	29,309.70	29,309.70	0.00
EUOPHARM HOLDING S.A (401.01.00.014)	6567900	0.00	35,730.46	32,610.00	3,120.46
EXIMAL IMPEX SRL (401.01.00.053)	6702713	0.00	19,373.65	17,061.42	2,312.23
EXPERT DIPLOMATIC TOUR (401.01.00.1127)	38464202	0.00	650.00	650.00	0.00
FARMACEUTICA REMEDIA DISTRIBUTION&LOGISTICS (401.01.00.1005)	3572074	270.39	9,337.13	9,322.98	284.54
FARMEXIM (401.01.00.229)	335278	1,951.97	75,696.77	75,462.98	2,185.76
FARMEXPERT DCI BUCURESTI (401.01.00.170)	24481335	420.74	287,343.17	265,554.75	22,209.16
FEFROM IMPORT EXPORT (401.01.00.1128)	6810200	0.00	7,163.80	5,735.80	1,428.00
FELSIN FARM S.R.L (401.01.00.025)	3024756	0.00	21,150.81	20,003.37	1,147.44
FIDELIO FARM SRL (401.01.00.316)	15399342	0.00	49,197.15	37,784.85	11,412.30
FILARO SRL (401.01.00.899)	2589710	0.00	5,535.88	5,535.88	0.00

Explicatii	Cod fiscal	Sold initial	Facturi	Plati	Sold final
FILDAS TRADING S.R.L (401.01.00.019)	4851409	0.00	41,025.86	41,025.86	0.00
FRESENIUS KABI (401.01.00.020)	3391027	0.00	33,072.72	31,243.15	1,829.57
FRESENIUS KABI (404.01.00.094)	3391027	0.00	20,944.00	20,944.00	0.00
GENERALI ASIGURARI (401.01.00.1022)	2886621	0.00	1,067.59	1,067.59	0.00
GENODYNAMIC SRL (401.01.00.845)	17133869	0.00	1,130.50	1,130.50	0.00
GMA PRODCOM SRL (401.01.00.850)	15770920	3,769.92	13,268.50	13,268.50	0.00
GOFA INVEST SRL (401.01.00.448)	13899171	0.00	57,599.37	54,352.02	7,017.27
GREENBERG & COHEN CONSULT S.R.L. (401.01.00.208)	14166519	0.00	51,678.13	45,728.13	5,950.00
HAEMOLAB IMPEX SRL (401.01.00.272)	9205492	0.00	15,622.32	14,450.17	1,172.15
HIPERDIA S.A. (401.01.00.423)	3598139	0.00	545.00	545.00	0.00
HOSTVISION SRL (401.01.00.955)	12764176	0.00	348.00	348.00	0.00
HYPERICUM SRL (401.01.00.539)	37681823	0.00	15,580.37	15,580.37	0.00
IELCIU BIANCA MIHAELA (401.01.00.1090)	4247888	0.00	35,400.00	35,400.00	0.00
ILMANO (401.01.00.244)	RO35	0.00	51,279.08	51,279.08	0.00
IMECO SA PUNCT DE LUCRU SATU MARE (401.01.00.1080)	12960504	0.00	348.80	348.80	0.00
INDECO SOFT SRL (401.01.00.775)	13373052	0.00	1,785.00	1,785.00	0.00
INFO WORLD SRL (401.01.00.325)	16674718	0.00	156,972.90	138,539.80	18,433.10
INFOMED FLUIDS SRL (401.01.00.641)	RO4354523	0.00	43,351.48	37,729.26	5,622.22
INST REGIONAL DE GASTROENTEROLOGIE OCT FODOR (401.01.00.702)	34965529	0.00	6,217.03	5,172.03	1,045.00
INST NAT DE CERC DEZV MEDICO MILITARA CANTACUZINO (401.01.00.236)	12653879	9,460.50	23,443.00	25,870.60	7,032.90
INSTITUTUL DE UROLOGIE SI TRANSPLANT RENAL (401.01.00.808)	4617719	0.00	1,620.00	1,430.00	190.00
INSTITUTUL ONCOLOGIC (401.01.00.148)	4547125	0.00	4,448.00	3,848.00	600.00
INTER INSTALATII SERVICE (401.01.00.319)	15520176	0.00	9,717.80	8,418.60	1,299.20
INTERNATIONAL LABORATORY SRL (401.01.00.679)	26403546	0.00	5,783.40	3,522.40	2,261.00
INTRATEST SA (401.01.00.926)	RO17218655	0.00	202.31	202.31	0.00
IOANA TRANS IMPORT-EXPORT S.R.L. (401.01.00.130)	2899257	4,292.81	1,069.93	1,069.93	0.00
IRINI TEHNICON SRL (404.01.00.092)	11786788	198,551.03	24,952.28	26,208.21	3,036.88
JOHANES QUAITAT SRL (401.01.00.1059)	18456663	0.00	0.00	198,551.03	0.00
KAPAMED INTERNATIONAL SRL (401.01.00.920)	29589509	0.00	7,761.45	7,761.45	0.00
KARISSMED TRADE SRL (401.01.00.1058)	32813052	197.54	1,547.00	1,547.00	0.00
KARL STORZ ENDOSCOPIA ROMANIA (401.01.00.643)	22505268	0.00	1,938.51	2,136.05	0.00
KATALIN NOHSE CHIMIST IMPORT SRL (401.01.00.853)	9768631	0.00	35,224.00	35,224.00	0.00
LBW EDITURI SPECIALIZATE SRL (401.01.00.1129)	30792727	0.00	1,584.37	0.00	1,584.37
LECOM (401.01.00.221)	11040604	0.00	290.00	290.00	0.00
LINDE GAZ (401.01.00.758)	8721959	3,755.42	38,649.20	36,349.50	6,055.12
LORSO SERVICES (401.01.00.972)	8293771	153.27	29,327.76	26,242.66	3,238.37
		1,963.50	3,927.00	5,890.50	0.00

Explicatii	Cod fiscal	Sold initial	Facturi	Plati	Sold final
LUAN VISION (401.01.00.778)	23801784	0.00	8,544.20	8,544.20	0.00
LUCA CONSTRUCT SRL (404.01.00.091)	9347357	15,053.45	86,533.36	21,460.47	80,126.34
M A CRISTINA SRL (401.01.00.1084)	4255520	0.00	5,634.55	5,074.21	560.34
M-G EXIM ROMITALIA (401.01.00.549)	10363240	0.00	8,517.76	6,659.95	1,857.81
MALESI SRL (401.01.00.1122)	24227907	0.00	485.10	485.10	0.00
MARANTEC SRL (401.01.00.671)	18164090	0.00	1,027.04	1,027.04	0.00
MED TEHNICA (401.01.00.1139)	29837639	0.00	249.90	249.90	0.00
MEDCLAS (401.01.00.779)	17149792	0.00	2,998.80	2,998.80	0.00
MEDCOM DISTRIBUTION (401.01.00.885)	28133801	0.00	392.70	0.00	392.70
MEDFARM TRADING SRL (401.01.00.788)	5803531	0.00	21.42	21.42	0.00
MEDIA IMAGINATION SRL (401.01.00.263)	16031437	0.00	891.21	891.21	0.00
MEDICAL GRUP (401.01.00.985)	RO17845905	0.00	15,257.94	15,257.94	0.00
MEDICAL PSIHO GRUP SRL (401.01.00.1136)	14873552	0.00	357.00	357.00	0.00
MEDICAMED MARKET SRL (401.01.00.1087)	25612609	142.80	4,284.00	3,712.80	714.00
MEDICLIM S.R.L. (401.01.00.058)	6300279	523.60	3,217.76	3,741.36	0.00
MEDICODE SRL (401.01.00.701)	26648686	0.00	9,520.00	9,520.00	0.00
MEDIMAX MEDICAL (401.01.00.999)	32106957	0.00	3,272.50	3,272.50	0.00
MEDIMPACT (401.01.00.547)	RO 13720895	0.00	617.61	617.61	0.00
MEDIPLUS EXIM S.A. (401.01.00.013)	9311280	0.00	83,175.54	75,112.48	8,063.06
MEDIPROD TEHNOLOGY (401.01.00.847)	238944602	0.00	8,746.50	8,746.50	0.00
MEDIQ INNOVATIVE TECHNOLOGIES SRL (401.01.00.1088)	26308935	0.00	5,483.52	5,483.52	0.00
MEDISERV SRL (401.01.00.315)	15169122	0.00	22,231.58	22,231.58	0.00
MEDIXFARM TEHNOPLUS SRL (401.01.00.977)	33629482	0.00	19,522.84	19,522.84	0.00
MEGAMIX COMIMPEX SRL (401.01.00.1140)	RO5227617	0.00	4,360.40	4,360.40	0.00
MERCATOR MEDICAL SRL (401.01.00.791)	18547761	3,213.00	37,355.29	37,765.84	2,802.45
METRO & CARRY ROMANIA SRL (401.01.00.055)	8119423	3,703.55	62,206.59	56,600.82	9,309.32
MICROCOMPUTER SERVICE (401.01.00.095)	2320656	0.00	79,461.00	70,632.00	8,829.00
MICROELECTRONICA (401.01.00.774)	RO0211520	0.00	122.94	122.94	0.00
MIKROBIOLOGIE LABOR- TECHNIC DISTRUBUTIE SRL (401.01.00.1107)	35611503	0.00	924.18	711.17	213.01
MOBIL DACAMI IMPEX SRL (401.01.00.1125)	6858543	0.00	79.73	79.73	0.00
MOBILA CASA AUGUSTIN SRL (401.01.00.1032)	15810919	0.00	1,099.95	1,099.95	0.00
MOL ROMANIA (401.01.00.395)	RO7745470	0.00	160.08	160.08	0.00
MONITORUL DE CLUJ (401.01.00.1072)	27203732	0.00	100.00	100.00	0.00
MPM PRODCOM SRL (401.01.00.335)	10017077	0.00	172.00	172.00	0.00
NEOTECH (401.01.00.933)	14486378	0.00	2,873.85	2,873.85	0.00
NEW ELLE MEDICAL (401.01.00.745)	27451231	0.00	5,355.00	5,355.00	0.00
NEWMEDICS COM SRL (401.01.00.207)	16020624	0.00	775.00	775.00	0.00
NORD PHARMA SRL (401.01.00.163)	14477809	0.00	816.16	816.16	0.00

Explicatii	Cod fiscal	Sold initial	Facturi	Plati	Sold final
NORDIC CHEMICALS SRL (401.01.00.367)	31878614	0.00	342.72	342.72	0.00
NOVAFIT 2000 SRL (401.01.00.393)	RO15178082	0.00	11,661.27	11,045.21	616.06
NOVAINTERMED (401.01.00.462)	6220293	0.00	51,408.48	51,408.48	0.00
NOVITRADE SRL (401.01.00.866)	RO15011423	3,412.81	41,280.39	39,751.49	4,941.71
NUOVO DECOR SRL (401.01.00.896)	15218195	0.00	447.00	447.00	0.00
OFICIAL PRESS (401.01.00.998)	34336600	0.00	1,413.00	1,413.00	0.00
OFICIUL DE CADASTRU SI PUBLICITATE IMOBILIARA (401.01.00.1123)	9800163	0.00	492.00	492.00	0.00
OMV PETROM MARKETING SRL (401.01.00.115)	11201891	820.28	8,477.48	7,722.32	1,575.44
ORANGE (401.01.00.140)	9010105	0.00	10,952.98	9,502.80	1,450.18
ORDINUL ASISTENTILOR FILIALA CLUJ (401.01.00.690)	10861032	0.00	2,205.00	2,205.00	0.00
PANSIPROD DISTRIBUTIE (401.01.00.912)	32011857	0.00	3,484.32	3,484.32	0.00
PARTINERS MEDICAL SOLUTION S.R.L. (401.01.00.059)	12036920	437.92	7,686.21	7,862.33	261.80
PAUL HARTMANN S.R.L. (401.01.00.006)	3102390	0.00	10,394.66	8,576.93	1,817.73
PBX TELECOM (401.01.00.110)	16469985	0.00	8,025.00	7,940.00	85.00
PEDIPAT SRL (401.01.00.420)	14266062	0.00	304,680.00	304,680.00	0.00
PETEAN STEFAN (401.01.00.040)	1540314120759	0.00	43,988.60	25,945.60	18,043.00
PFA DR BARSAN BIANCA (401.01.00.1143)	39171197	0.00	18,000.00	18,000.00	0.00
PFA PASCU LIVIU (401.01.00.800)	21525046	0.00	19,410.00	19,410.00	0.00
PFA PIPER NICOLAE (401.01.00.542)	RO21724618	0.00	3,000.00	3,000.00	0.00
PFA POP MARIANA LUMINITA (401.01.00.803)	28365759	0.00	2,400.00	2,400.00	0.00
PFA SOFRONICIU ANISOARA (401.01.00.1137)	39364082	0.00	7,943.49	7,943.49	0.00
PFA TAGOREAN SEVER (401.01.00.383)	19678714	0.00	23,550.00	20,790.00	2,760.00
PHARM AHEAD SRL (401.01.00.1077)	29852817	0.00	4,005.75	4,005.75	0.00
PHARMA S.A IASI (401.01.00.028)	13591928	0.00	80,761.39	31,875.54	48,885.85
PHARMAFARM S.A (401.01.00.632)	200106	3,112.88	22,803.35	23,874.66	2,041.57
PHILADELPHIA IMPORT EXPORT SRL (401.01.00.306)	2892623	0.00	1,036.00	1,036.00	0.00
POLIKER IMPEX S.R.L. (401.01.00.057)	6541641	0.00	23.50	23.50	0.00
PRAGMATIC S.R.L. (401.01.00.050)	6494051	0.00	123.12	0.00	123.12
PRIMEX MEDICAL S.R.L. (401.01.00.200)	12958261	0.00	380.80	380.80	0.00
PRION POCT (401.01.00.988)	25426886	8,925.00	124,950.00	124,950.00	8,925.00
PRO PLATE PROCESSING (401.01.00.1135)	38818687	0.00	5,500.00	5,500.00	0.00
PROD IELMOB SRL (401.01.00.1121)	32390700	0.00	16,588.60	16,588.60	0.00
PROMPT URG SRL (401.01.00.804)	16491486	0.00	48,789.50	42,952.00	5,837.50
RADX CONSULT SRL (401.01.00.895)	24236379	0.00	9,880.00	9,880.00	0.00
RAFI INTERNATIONAL (401.01.00.213)	9245101	0.00	13,657.87	11,121.74	2,536.13
RENAR BUCURESTI ASOCIATIE NONPROFIT (401.01.00.524)	4311980	0.00	455.04	455.04	0.00
RENTROP @STRATON (401.01.00.795)	7782311	0.00	1,155.00	1,155.00	0.00
RETCO SRL (401.01.00.981)	1110230	0.00	963.90	0.00	963.90
RO INTERACTIVE TECH SRL (401.01.00.943)	8343888	0.00	743.75	743.75	0.00

Explicatii	Cod fiscal	Sold initial	Facturi	Plati	Sold final
ROCO SISTEM (401.01.00.1117)	15889930	216.58	429.60	646.18	0.00
ROMASTRU TRADING S.R.L. (401.01.00.047)	6769462	0.00	36,054.67	33,464.83	2,589.84
ROMEDICA SRL (401.01.00.1115)	RO11664591	0.00	535.50	0.00	535.50
ROMVERA SRL (401.01.00.613)	15798084	0.00	1,356.60	1,356.60	0.00
ROPECO BUCURESTI SRL (401.01.00.1079)	RO4912700	0.00	1,359.10	1,359.10	0.00
ROSAL GRUP SRL (401.01.00.687)	18007133	0.00	25,476.67	22,350.69	3,125.98
ROSPOT SRL (401.01.00.1138)	13507766	0.00	182.96	182.96	0.00
RUBINRO COM SERV SRL (401.01.00.710)	5773783	0.00	63.00	63.00	0.00
SADACHIT PRODCOM SRL (401.01.00.505)	5360833	0.00	2,648.94	2,648.94	0.00
SAFIRUL (401.01.00.162)	251878	0.00	2,981.82	2,981.82	0.00
SALVOSAN CIOBANCA SRL (401.01.00.773)	67264	0.00	75,200.00	75,200.00	0.00
SANIMED INTERNATIONAL IMPEX SRL (401.01.00.246)	15995515	0.00	260,275.02	258,847.02	1,428.00
SAPACO 2000 SA (401.01.00.1085)	12358950	0.00	1,309.00	1,309.00	0.00
SECUREX (401.01.00.171)	15414442	0.00	14,695.93	14,695.93	0.00
SELGROS CASH@CARRY (401.01.00.322)	11805367	0.00	36,969.50	30,238.71	6,730.79
SERVICIUL DE AMBULANTA CLUJ (401.01.00.245)	7489169	0.00	14,714.38	11,333.00	3,381.38
SERVICIUL JUDETEAN DE AMBULANTA MARAMURES (401.01.00.1132)	7572662	0.00	267.20	267.20	0.00
SIMU M TUDOR DAN (401.01.00.1086)	37724649	0.00	133,400.00	133,400.00	0.00
SOC DE DISTRIBUTIE A EN EL TRANSILVANIA NORD (401.01.00.1118)	14496789	0.00	113.05	113.05	0.00
SOF MEDICA SRL (401.01.00.608)	6719715	0.00	5,009.90	2,975.00	2,034.90
SORIMED DENTAL (401.01.00.1096)	29444257	0.00	149.94	99.96	49.98
SPD STAR SRL (401.01.00.964)	15965131	0.00	19,462.21	17,279.75	2,182.46
SPITALUL CLINIC DE INFECTIOASE CLUJ (401.01.00.145)	4485715	0.00	15,400.00	14,120.00	1,280.00
SPITALUL CLINIC DE RECUPERARE (401.01.00.150)	4288063	0.00	1,325.00	1,025.00	300.00
SPITALUL CLINIC JUDETEAN CLUJ (401.01.00.121)	4288080	0.00	431,072.45	431,072.45	0.00
SPITALUL CLINIC MUNICIPAL (401.01.00.880)	4547117	0.00	200.00	200.00	0.00
SPITALUL UNIVERSITAR CFR CLUJ (401.01.00.129)	4288349	0.00	615.00	615.00	0.00
STERICYCLE ROMANIA SRL (401.01.00.952)	15071999	0.00	55,179.47	49,491.27	5,688.20
STERISYSTEMS (401.01.00.615)	RO18077589	0.00	2,784.60	1,475.60	1,309.00
STERISYSTEMS SRL (401.01.00.619)	RO18077589	0.00	666.40	666.40	0.00
STIP PRODEXPO (401.01.00.102)	6556286	0.00	190.40	190.40	0.00
STRICT PREST SRL (401.01.00.254)	4924543	325.82	3,258.20	2,932.38	651.64
SUNNA ROLLERS (401.01.00.1141)	RO31367512	0.00	1,679.00	1,679.00	0.00
SYNTTERGY CONSULT SRL (401.01.00.927)	14446373	0.00	1,067.43	1,067.43	0.00
TEHNIC GAZ SRL (401.01.00.756)	RO11994258	0.00	702.10	702.10	0.00
TEHNO ELECTRO MEDICAL COMPANY (401.01.00.098)	217930	1,487.50	119,974.98	115,417.28	6,045.20
TEHNO IMPLANT D S R L (401.01.00.089)	11993520	0.00	238.00	238.00	0.00
TEHNOIMED APARATURA ELECTRONICA SI MEDICALA SRL	207376	0.00	3,711.03	3,711.03	0.00



Utilizator: EC. MUNTEAN ANCA

## Bilant

Perioada Indicator1 01.01.2017 - 31.12.2017

Perioada Indicator2 01.01.2018 - 30.09.2018

- Lei noi -

Cod	DENUMIRE INDICATOR	VALOARE INDICATOR1	VALOARE INDICATOR2
01	03 Active fixe necorporale	0.00	0.00
02	04 Instalatii tehnice,mijloace de transport, animale, plantatii, mobilier,aparatura birotica si alte ac	5,297,257.71	5.157.305 9,260,765.25 ✓
03	05 Terenuri si cladiri	39,144,667.38	✓ 39,144,667.29 ✓
04	15 Total active necurente	44,441,925.09	✓ 48,405,432.54 ✓
05	19 Stocuri	2,637,610.93	✓ 2,700,635.98 ✓
06	21 Creante din opratiuni comerciale, avansuri si alte decontari	1,623,382.47	✓ 1,651,826.61 ✓
07	22 Creante din operatiuni comerciale si avansuri	1,623,382.47	✓ 1,646,784.33 ✓
08	27 Imprumuturi pe termen scurt acordate	0.00	✓ 943,000.00 ✓
09	30 Total creante curente	1,623,382.47	✓ 2,594,826.61 ✓
10	33 Conturi la trezorerie, casa,alte valori, avansuri trezorerie	2,196,756.53	- 2,672,162.89 ✓
11	33.1 Dobanda de incasat, alte valori, avansuri de trezorerie	662.20	385.00 ✓
12	35 Conturi la institutii de credit, casa, avansuri de trezorerie	58,858.69	101,585.69 ✓
13	40 Total disponibilitati si alte valori	2,256,277.42	2,774,133.58 ✓
14	45 Total active curente	6,517,270.82	8,069,596.17 ✓
15	46 Total active	50,959,195.91	56,475,028.71 ✓
16	60 Datorii comerciale, avansuri si alte decontari	304,163.17	538,973.15 ✓
17	61 Datorii comerciale si avansuri	299,442.44	536,634.65 ✓
18	62 Datorii catre bugete	1,020,299.05	1,574,048.92 ✓
19	63.1 Contributii sociale	724,686.00	1,309,682.00 ✓
20	70 Imprumuturi pe termen scurt	0.00	943,000.00 ✓
21	72 Salariile angajatilor si contributiile aferente	1,273,890.69	2,175,742.69 ✓
22	78 Total datorii curente	2,598,352.91	5,231,764.76 ✓
23	79 Total datorii	2,598,352.91	5,231,764.76 ✓
24	80 Active nete	48,360,843.00	51,243,263.95 ✓
25	84 Rezerve fonduri	39,448,738.53	39,433,971.66 ✓
26	85 Rezultatul reportat (ct117-sold creditor)	8,275,282.63	8,852,422.96 ✓
27	87 Rezultatul reportat (ct.117-sold debtor)	0.00	0.00
28	87.1 Rezultatul patrimonial al exercitiului (ct.121-sold creditor)	641,542.57	0.00
29	87.2 Rezultatul patrimonial al exercitiului (ct.121-sold debtor)	0.00	1,212,531.84
30	90 Total capitaluri proprii	48,365,563.73	49,498,926.46

Angajamente legale  
din perioada 1.07.2018 - 30.09.2018

Nr total contracte 80

valoare angajamente legale

240.751,70



## Lista contractelor

Data: 01.07.2018 - 30.09.2018  
 Expirare: 01.01.2018 - 31.12.2018

Valabilitate: 01.01.2018 - 31.12.2018

- Lei noi -

Nr. crt.	Nume furnizor	Nr. contract	Data	Denumire produs	Valoare fara TVA	Valoare cu TVA	Tip contract	Nr. registr.	Termen de plata
1	ALPHA NED 2000 EXIM SRL	434	09.08.2018	SONDE FOLEY NR.16	262.00	311.78	Achizitii directe	434	60 zile calendaristice
2	AVENA MEDICA SRL	464	10.09.2018	VACUETE GLICEMIE GRI	90.00	107.10	Achizitii directe	464	60 zile calendaristice
3	AXIOMED SOLUTIONS SRL	410	18.07.2018	PIPETE PASTEUR 3 ML, STERILA	1,140.00	1,356.60	Achizitie directa SEAP	410	60 zile calendaristice
4	BRAX TRADING	420	23.07.2018	REACTIVI GENEXPERT MTB/RIF	36,655.00	43,619.45	Licitatie deschisa - contract subsecvent	38	60 zile calendaristice
5	COMPANIA NATIONALA UNIFARM SA	444	23.08.2018	SULFAT DE MAGNEZIU 250MG/ML	488.64	532.61	Achizitii directe	444	60 zile calendaristice
6	COMPLET TRADING SRL	409	18.07.2018	MASCA DE PROTECTIE FFP2 CU FILTRU HEPA 3M	550.00	654.50	Achizitie directa SEAP	409	60 zile calendaristice
7	DG DIAGNOSTIC	405	16.07.2018	SP- CREATININA JAFFE 5X25 /5X25 ML	142.88	170.03	Achizitie directa SEAP	405	60 zile calendaristice
8	DG DIAGNOSTIC	405	16.07.2018	SP- FERITINA 2X20/2X5/ 1X3 ML (CAL)	750.30	892.86	Achizitie directa SEAP	405	60 zile calendaristice
9	DG DIAGNOSTIC	405	16.07.2018	SP- HDL DIRECT 10X24 ML/ 10X8 ML (CAL)	954.00	1,135.26	Achizitie directa SEAP	405	60 zile calendaristice
10	DG DIAGNOSTIC	405	16.07.2018	SP- PROTEINA TOTALA 10X 25 ML	52.64	62.64	Achizitie directa SEAP	405	60 zile calendaristice
11	DG DIAGNOSTIC	405	16.07.2018	SP- STRIPURI URINARE URISPIN 100 BUC	243.00	289.17	Achizitie directa SEAP	405	60 zile calendaristice
12	DG DIAGNOSTIC	405	16.07.2018	SP-ACID URIC 5X25/5X25 ML	112.80	134.23	Achizitie directa SEAP	405	60 zile calendaristice
13	DG DIAGNOSTIC	405	16.07.2018	SP-ALP 10X20ML /10X5 ML	173.90	206.94	Achizitie directa SEAP	405	60 zile calendaristice
14	DG DIAGNOSTIC	405	16.07.2018	SP-ALT/GPT 10X20 ML 10X5 ML	195.00	232.05	Achizitie directa SEAP	405	60 zile calendaristice
15	DG DIAGNOSTIC	405	16.07.2018	SP-ASO/CRP/RF CONTROL.LOW LEVEL 4X1 ML	205.44	244.47	Achizitie directa SEAP	405	60 zile calendaristice
16	DG DIAGNOSTIC	405	16.07.2018	SP-ASSO/CRP/RF/CONTRO L.HIGH LEVEL 4X1 ML	253.99	302.25	Achizitie directa SEAP	405	60 zile calendaristice
17	DG DIAGNOSTIC	405	16.07.2018	SP-AST/GOT 10X20 /10X5 ML	195.00	232.05	Achizitie directa SEAP	405	60 zile calendaristice
18	DG DIAGNOSTIC	405	16.07.2018	SP-BILIRUBINA TOTALA DPD 10X20ML/10X5 ML	324.96	386.70	Achizitie directa SEAP	405	60 zile calendaristice
19	DG DIAGNOSTIC	405	16.07.2018	SP-CALCIU ARSENAZO	73.32	87.25	Achizitie directa SEAP	405	60 zile calendaristice

Nr. crt.	Nume furnizor	Nr. contract	Data	numire produs	Valoare fara TVA	Valoa cu TVA	Tip contract	Nr. registr.	Termen de plata
20	DG DIAGNOSTIC	405	16.07.2018	10X25 ML SP-CHOLESTEROL 10X25 ML	178.42	212.32	Achizitie directa SEAP	405	60 zile calendaristice
21	DG DIAGNOSTIC	405	16.07.2018	SP-CRP2X20ML/2X5ML/1X1 ML (CAL)	375.62	446.99	Achizitie directa SEAP	405	60 zile calendaristice
22	DG DIAGNOSTIC	405	16.07.2018	SP-FIER FERROZINE 10X25 /3X5 ML	165.44	196.87	Achizitie directa SEAP	405	60 zile calendaristice
23	DG DIAGNOSTIC	405	16.07.2018	SP-GAMMA GT 10X20 ML /10X5ML	304.00	361.76	Achizitie directa SEAP	405	60 zile calendaristice
24	DG DIAGNOSTIC	405	16.07.2018	SP-GLUCOZA10X25 ML	124.92	148.65	Achizitie directa SEAP	405	60 zile calendaristice
25	DG DIAGNOSTIC	405	16.07.2018	SP-LDH 10X20 /10X5	200.64	238.76	Achizitie directa SEAP	405	60 zile calendaristice
26	DG DIAGNOSTIC	405	16.07.2018	SP-TRIGLICERIDE GPO-POD 10X25 ML	180.00	214.20	Achizitie directa SEAP	405	60 zile calendaristice
27	DG DIAGNOSTIC	405	16.07.2018	SP-UREA 10X20/10X5 ML	253.80	302.02	Achizitie directa SEAP	405	60 zile calendaristice
28	DG DIAGNOSTIC	405	16.07.2018	SPINTROL "H" CALIBRATOR 4X3 ML	540.50	643.20	Achizitie directa SEAP	405	60 zile calendaristice
29	DG DIAGNOSTIC	405	16.07.2018	SPINTROL "H" NORMAL 4X5 ML	270.25	321.60	Achizitie directa SEAP	405	60 zile calendaristice
30	DG DIAGNOSTIC	405	16.07.2018	SPINTROL "H"PATHOLOGICAL 4X5 ML	270.25	321.60	Achizitie directa SEAP	405	60 zile calendaristice
31	DG DIAGNOSTIC	405	16.07.2018	VIT FLACOANE DE 2 ML	324.30	385.90	Achizitie directa SEAP	405	60 zile calendaristice
32	DG DIAGNOSTIC	405	16.07.2018	VIT-FLACOANE DE 6 ML(500)	300.00	357.00	Achizitie directa SEAP	405	60 zile calendaristice
33	DG DIAGNOSTIC	462	03.09.2018	MAGNEZIU XYLIDYL BLUE 10X25 ML	156.04	185.69	Achizitie directa SEAP	462	60 zile calendaristice
34	DG DIAGNOSTIC	462	03.09.2018	SP- FERITINA 2X20/2X5/ 1X3 ML (CAL)	375.15	446.43	Achizitie directa SEAP	462	60 zile calendaristice
35	DG DIAGNOSTIC	462	03.09.2018	SP- FERITINA CONTROL ( 1X2 ML)	114.96	136.80	Achizitie directa SEAP	462	60 zile calendaristice
36	DG DIAGNOSTIC	462	03.09.2018	SP- STRIPURI URINARE URISPIN 100 BUC	162.00	192.78	Achizitie directa SEAP	462	60 zile calendaristice
37	DG DIAGNOSTIC	462	03.09.2018	SP-ACID URIC 5X25/5X25 ML	112.80	134.23	Achizitie directa SEAP	462	60 zile calendaristice
38	DG DIAGNOSTIC	462	03.09.2018	SP-ADA CONTROL 2X1 ML	230.30	274.06	Achizitie directa SEAP	462	60 zile calendaristice
39	DG DIAGNOSTIC	462	03.09.2018	SP-ALP 10X20ML /10X5 ML	86.95	103.47	Achizitie directa SEAP	462	60 zile calendaristice
40	DG DIAGNOSTIC	462	03.09.2018	SP-ALT/GPT 10X20 ML 10X5 ML	97.50	116.03	Achizitie directa SEAP	462	60 zile calendaristice
41	DG DIAGNOSTIC	462	03.09.2018	SP-AST/GOT 10X20 /10X5 ML	97.50	116.03	Achizitie directa SEAP	462	60 zile calendaristice
42	DG DIAGNOSTIC	462	03.09.2018	SP-BILIRUBINA TOTALA DPD 10X20ML/10X5 ML	324.96	386.70	Achizitie directa SEAP	462	60 zile calendaristice

Nr. crt.	Nume furnizor	Nr. contract	Data	Denumire produs	Valoare fara TVA	Valoarea cu TVA	Tip contract	Nr. registr.	Termen de plata
43	DG DIAGNOSTIC	462	03.09.2018	SP-CRP2X20ML/2X5ML/1X1 ML (CAL)	563.43	670.48	Achizitie directa SEAP	462	60 zile calendaristice
44	DG DIAGNOSTIC	462	03.09.2018	SP-GAMMA GT 10X20 ML /10X5ML	152.00	180.88	Achizitie directa SEAP	462	60 zile calendaristice
45	DG DIAGNOSTIC	462	03.09.2018	SP-GLUCOZA10X25 ML	124.92	148.65	Achizitie directa SEAP	462	60 zile calendaristice
46	DG DIAGNOSTIC	462	03.09.2018	SP-LDH 10X20 /10X5	401.28	477.52	Achizitie directa SEAP	462	60 zile calendaristice
47	DG DIAGNOSTIC	462	03.09.2018	SP-TRIGLICERIDE GPO-POD 10X25 ML	360.00	428.40	Achizitie directa SEAP	462	60 zile calendaristice
48	DG DIAGNOSTIC	462	03.09.2018	SP-UREA 10X20/10X5 ML	126.90	151.01	Achizitie directa SEAP	462	60 zile calendaristice
49	DG DIAGNOSTIC	469	12.09.2018	SP- HDL DIRECT 10X24 ML/ 10X8 ML (CAL)	954.00	1,135.26	Achizitie directa SEAP	469	60 zile calendaristice
50	DG DIAGNOSTIC	469	12.09.2018	SP-ADA COLORIMETRIC 1X40 ML 1X20 ML (CAL)	482.08	573.68	Achizitie directa SEAP	469	60 zile calendaristice
51	DG DIAGNOSTIC	469	12.09.2018	SP-ADA CONTROL 2X1 ML	230.30	274.06	Achizitie directa SEAP	469	60 zile calendaristice
52	DG DIAGNOSTIC	469	12.09.2018	SPINTROL "H" CALIBRATOR 4X3 ML	540.50	643.20	Achizitie directa SEAP	469	60 zile calendaristice
53	DG DIAGNOSTIC	469	12.09.2018	SPINTROL "H" NORMAL 4X5 ML	270.25	321.60	Achizitie directa SEAP	469	60 zile calendaristice
54	DG DIAGNOSTIC	469	12.09.2018	SPINTROL "H"PATHOLOGICAL 4X5 ML	270.25	321.60	Achizitie directa SEAP	469	60 zile calendaristice
	Total DG DIAGNOSTIC				13,399.44	15,945.33			
55	EUROPHARM HOLDING S A	411	19.07.2018	DIGOXIN 0.25 MG TABLETE	58.08	63.30	Achizitii directe	411	60 zile calendaristice
56	EUROPHARM HOLDING S A	411	19.07.2018	MAALOX 400MG COMPR.	1,992.00	2,171.52	Achizitii directe	411	60 zile calendaristice
57	EUROPHARM HOLDING S A	422	24.07.2018	CARBAMAZEPINA 200MG TER	470.40	512.64	Achizitii directe	422	60 zile calendaristice
58	EUROPHARM HOLDING S A	460	30.08.2018	ZANOCIN 200MG.OFLOXACIN	1,620.00	1,765.80	Licitatii electronice	460	60 zile calendaristice
	Total EUROPHARM HOLDING S A				4,140.48	4,513.26			
59	FARMACEUTICA REMEDIA DISTRIBUTION & LOGISTICS	417	20.07.2018	SPAZZ 40MG COMPR.	136.00	148.24	Achizitii directe	417	60 zile calendaristice
60	FARMEXIM	397	05.07.2018	URSOFALK 250MG	46.00	50.14	Achizitii directe	397	60 zile calendaristice
61	FARMEXIM	408	17.07.2018	URSOFALK 250MG	46.00	50.14	Achizitii directe	408	60 zile calendaristice
62	FARMEXIM	418	20.07.2018	AMIODARONA LPH 200MG	66.90	72.93	Achizitii directe	418	60 zile calendaristice
63	FARMEXIM	423	24.07.2018	ANXIAR 1MG COMPR.	141.00	153.75	Achizitii directe	423	60 zile calendaristice
	Total FARMEXIM				299.90	326.96			
64	FARMEXPERT DCI BUCURESTI SUCURSALA CLUJ	394	02.07.2018	TYGACIL 50MG	1,761.40	1,919.93	Achizitii directe	394	60 zile calendaristice
65	FARMEXPERT DCI BUCURESTI SUCURSALA CLUJ	395	04.07.2018	ZEROSTAT VT SPACER	962.64	1,145.54	Achizitii directe	395	60 zile calendaristice
66	FARMEXPERT DCI BUCURESTI SUCURSALA CLUJ	428	01.08.2018	IPRATROPIU/SALBUTAMOL 0.5MG/2.5MG	10,500.30	11,445.30	Achizitii directe	428	60 zile calendaristice

Nr. crt.	Nume furnizor	Nr. contract	Data	Denumire produs	Valoare fara TVA	Valoa cu TVA	Tip contract	Nr. registr.	Termen de plata
67	FARMEPERT DCI BUCURESTI SUCURSALA CLUJ	457	29.08.2018	TAVANIC 500MG	3,351.60	3,653.24	Licitatii electronice	457	60 zile calendaristice
68	FARMEPERT DCI BUCURESTI SUCURSALA CLUJ	465	11.09.2018	CLEXANE 6000UI/0.6ML	240.00	261.60	Achizitii directe	465	60 zile calendaristice
	Total FARMEPERT DCI BUCURESTI SUCURSALA CLUJ				16,815.94	18,425.61			
69	FELSIN FARM S R L	412	19.07.2018	HIDROCORTIZON 100MG EIPICO	3,640.00	3,967.60	Achizitii directe	412	60 zile calendaristice
70	FELSIN FARM S R L	442	21.08.2018	CONTRLOLOC 40MG SOL.INJ FL.	1,820.00	1,983.80	Achizitii directe	442	60 zile calendaristice
	Total FELSIN FARM S R L				5,460.00	5,951.40			
71	FRESENIUS KABI ROMANIA S R L	404	16.07.2018	FLUCONAZOL200MG/100ML	2,625.00	2,861.25	Achizitii directe	404	60 zile calendaristice
72	FRESENIUS KABI ROMANIA S R L	435	09.08.2018	KABIVEN PERIPHERAL*1920ML	2,250.00	2,452.50	Achizitii directe	435	60 zile calendaristice
	Total FRESENIUS KABI ROMANIA S R L				4,875.00	5,313.75			
73	INSTIT NAT DE CERC DEZV MEDICO MILITARA CANTACUZINO	426	01.08.2018	MEDIU LOWENSTEIN JENSEN	5,910.00	7,032.90	Licitatie deschisa - contract subsecvent	34	60 zile calendaristice
74	MEDICAMED MARKET SRL	421	23.07.2018	TEST IMUNOCROMATOGRAFIC RAPID TB MPT64	600.00	714.00	Licitatie deschisa - contract subsecvent	35	60 zile calendaristice
75	MEDICAMED MARKET SRL	479	24.09.2018	TEST IMUNOCROMATOGRAFIC RAPID TB MPT64	1,200.00	1,428.00	Licitatie deschisa - contract subsecvent	35	60 zile calendaristice
	Total MEDICAMED MARKET SRL				1,800.00	2,142.00			
76	MEDICLIM SRL	478	21.09.2018	MYCOBACTERIUM FORTUITUM ACCC 6841	435.00	517.65	Achizitie directa SEAP	478	60 zile calendaristice
77	MEDIMPACT SRL	431	07.08.2018	VENTISORB 5L	825.00	981.75	Achizitii directe	431	60 zile calendaristice
78	MEDIPLUS EXIM S A	440	13.08.2018	OMNIPAQUE 350MG L/ML*100ML	4,800.00	5,232.00	Achizitii directe	440	60 zile calendaristice
79	MEDIPLUS EXIM S A	459	30.08.2018	AMIKOZIT 500MG/2ML TSS	2,820.00	3,073.80	Achizitii directe	459	60 zile calendaristice
	Total MEDIPLUS EXIM S A				7,620.00	8,305.80			
80	NORD PHARMA S R L	484	27.09.2018	BORAX SUBST.	6.00	7.14	Achizitii directe	484	60 zile calendaristice
81	NORD PHARMA S R L	484	27.09.2018	GLICERINA FARMACEUTICA	25.80	30.80	Achizitii directe	484	60 zile calendaristice
82	NORD PHARMA S R L	484	27.09.2018	IOD FARMACEUTIC	9.60	11.42	Achizitii directe	484	60 zile calendaristice
83	NORD PHARMA S R L	484	27.09.2018	IODURA DE POTASIU	6.20	7.38	Achizitii directe	484	60 zile calendaristice
84	NORD PHARMA S R L	484	27.09.2018	TALC SUBST.	10.00	11.90	Achizitii directe	484	60 zile calendaristice
85	NORD PHARMA S R L	484	27.09.2018	ULEI DE PARAFINA	32.00	38.00	Achizitii directe	484	60 zile calendaristice
	Total NORD PHARMA S R L				89.60	106.64			
86	NOVAINTERMED SRL	463	04.09.2018	MEDII SI REACTIVI COMPATIBILI CU SIST.	13,149.00	15,647.31	Licitatie deschisa - contract subsecvent	42	60 zile calendaristice

Nr. crt.	Nume furnizor	Nr. contract	Data	Denumire produs	Valoare fara TVA	Valoarea cu TVA	Tip contract	Nr. registr.	Termen de plata
87	NOVITRADE SRL	446	28.08.2018	MGIT960 PT CULTIVAREA IN MEDIU LICHID A MYCOBACTERIUM TUBERCU	444.00	528.36	Selectii de oferte	446	60 zile calendaristice
88	NOVITRADE SRL	446	28.08.2018	BRANULE GALBENE G24	72.00	85.68	Selectii de oferte	446	60 zile calendaristice
89	NOVITRADE SRL	446	28.08.2018	SERINGA 50 ML CU AC	384.00	456.96	Selectii de oferte	446	60 zile calendaristice
90	NOVITRADE SRL	456	29.08.2018	BRANULE VERZI G18	156.00	185.64	Achizitii directe	456	60 zile calendaristice
91	NOVITRADE SRL	456	29.08.2018	SONDE FOLEY NR.12	14.40	17.14	Achizitii directe	456	60 zile calendaristice
92	NOVITRADE SRL	467	11.09.2018	SERINGA INSULINA 1ML	136.00	161.84	Achizitii directe	467	60 zile calendaristice
	Total NOVITRADE SRL				1,206.40	1,435.62			
93	PARTNERS MEDICAL SOLUTION	400	12.07.2018	EPRUBETE CU DOP, STERILE, 12 ML	3,000.00	3,570.00	Achizitii directa SEAP	400	60 zile calendaristice
94	PAUL HARTMANN SRL	433	08.08.2018	BANDA ADEZIVA 5/9.2M.L	4,500.00	5,355.00	Achizitii directe	433	60 zile calendaristice
95	PAUL HARTMANN SRL	433	08.08.2018	COSMOPOR 15/8CM	600.00	714.00	Achizitii directe	433	60 zile calendaristice
	Total PAUL HARTMANN SRL				5,100.00	6,069.00			
96	PHARMA S A IASI	413	19.07.2018	CLOROCALCIN 50ML	100.00	109.00	Achizitii directe	413	60 zile calendaristice
97	PHARMA S A IASI	425	31.07.2018	IZONIAZIDA 300MG.CSS	570.00	621.30	Achizitii directe	425	60 zile calendaristice
98	PHARMA S A IASI	437	09.08.2018	ETAMBUTOL 400 MG	1,350.00	1,471.50	Licitatii electronice	437	60 zile calendaristice
99	PHARMA S A IASI	436	09.08.2018	VEROSPIRON 50MG.(SPIRONOLACTONA)	284.40	309.96	Achizitii directe	436	60 zile calendaristice
100	PHARMA S A IASI	450	28.08.2018	CICLOSERINA 250MG.	8,040.00	8,763.60	Licitatii electronice	450	60 zile calendaristice
101	PHARMA S A IASI	448	28.08.2018	ETAMBUTOL 400 MG	9,450.00	10,300.50	Licitatii electronice	448	60 zile calendaristice
102	PHARMA S A IASI	451	28.08.2018	IZONIAZIDA 300 MG	285.00	310.65	Licitatii electronice	451	60 zile calendaristice
103	PHARMA S A IASI	454	28.08.2018	IZONIAZIDA 300MG.CSS	1,140.00	1,242.60	Licitatii electronice	454	60 zile calendaristice
104	PHARMA S A IASI	452	28.08.2018	PIRAZINAMIDA 500MG TABLETE	12,150.00	13,243.50	Achizitii directe	452	60 zile calendaristice
105	PHARMA S A IASI	449	28.08.2018	ROCLARIN 500MG TSS	351.00	382.59	Licitatii electronice	449	60 zile calendaristice
106	PHARMA S A IASI	447	28.08.2018	SINERDOL 150MG CAPS.	880.00	959.20	Licitatii electronice	447	60 zile calendaristice
107	PHARMA S A IASI	453	28.08.2018	SINERDOL ISO 300MG+150MG	11,400.00	12,426.00	Licitatii electronice	453	60 zile calendaristice
108	PHARMA S A IASI	468	11.09.2018	VEROSPIRON 50MG.(SPIRONOLACTONA)	1,137.60	1,239.84	Achizitii directe	468	60 zile calendaristice
109	PHARMA S A IASI	472	18.09.2018	ETAMBUTOL 400 MG	1,620.00	1,765.80	Licitatii electronice	472	60 zile calendaristice
110	PHARMA S A IASI	471	18.09.2018	IZONIAZIDA 100MG	420.00	457.80	Licitatii electronice	471	60 zile calendaristice
111	PHARMA S A IASI	474	18.09.2018	PIRAZINAMIDA 500MG TABLETE	1,215.00	1,324.35	Licitatii electronice	474	60 zile calendaristice
112	PHARMA S A IASI	473	18.09.2018	SINERDOL 150MG CAPS.	330.00	359.70	Licitatii electronice	473	60 zile calendaristice
113	PHARMA S A IASI	475	18.09.2018	SINERDOL ISO 300MG+150MG	2,280.00	2,485.20	Licitatii electronice	475	60 zile calendaristice

Nr. crt.	Nume furnizor	Nr. contract	Data	Denumire produs	Valoare fara TVA	Valoa cu TVA	Tip contract	Nr. registr.	Termen de plata
	Total PHARMA S A IASI				53,003.00	57,773.09			
114	ROMASTRU TRADING SRL	396	04.07.2018	CATHEJELL LIDOCAINE GEL*12.5GR	168.00	183.12	Achizitii directe	396	60 zile calendaristice
115	ROVAL MED	485	27.09.2018	PLASTURI FIXATORI B.6/8CM	1,275.00	1,517.25	Achizitii directe	485	60 zile calendaristice
116	SANIMED INTERNATIONAL IMPEX SRL	427	01.08.2018	KIT AURAMINA RHODAMINA ( 3X 1000 ML)	1,200.00	1,428.00	Achizitie directa SEAP	427	60 zile calendaristice
117	STERISYSTEMS SRL	455	29.08.2018	INDIC BIOLOG STERIL ABUR	260.00	309.40	Achizitie directa SEAP	455	60 zile calendaristice
118	TOP DIAGNOSTICS SRL	480	24.09.2018	GENOTYPE MTB DR PLUS COMPATIBIL CU SISTEMUL GENOTYPE	14,551.68	17,316.50	Licitatie deschisa - contract subsecvent	43	60 zile calendaristice
119	TOP DIAGNOSTICS SRL	481	24.09.2018	GENOTYPE MTBDRSL COMPATIBIL CU SISTEMUL GENOTYPE PENTRU LPA	15,502.08	18,447.48	Licitatie deschisa - contract subsecvent	44	60 zile calendaristice
	Total TOP DIAGNOSTICS SRL				30,053.76	35,763.98			
120	TUNIC PROD SRL	406	16.07.2018	TUB CONIC TIP FALCON, STERIL TBC	640.00	761.60	Achizitii directe SEAP	406	60 zile calendaristice
<b>Total valoare :</b>					<b>210,047.16</b>	<b>240,751.70</b>			



Av. în contabil  
3x 2018

Direcția Generală Buget, Finanțe, Resurse Umane  
Nr. 32328/01.10.2018

**CĂTRE,  
TOATE SUBUNITĂȚILE**

„Spitalul Clinic de Pneumoftiziologie Leon Daniello Cluj-Napoca”	
INTRARE NR.	3865
IEȘIRE	
Ziua 02	Luna 10 Anul 2018

Prin prezenta, vă comunicăm faptul că termenul de depunere a situațiilor financiare încheiate la data de 30.09.2018 este data de **12.10.2018**.

Situațiile financiare se întocmesc în lei, fără subdiviziuni ale leului și se compun din:

- bilanț - anexa 1
- contul de rezultat patrimonial - anexa 2
- situația fluxurilor de trezorerie - **anexele 3 și 4**, însoțite de extrasele de cont la 30.09.2018.
- conturi de execuție bugetară - **anexele 7, 9, 11, 12, 13, 17, 18** ( plățile la 30 .09. 2018 vor fi verificate obligatoriu cu contul de execuție detaliat pe aliniate de la trezorerie, care va fi atașat în dosar)
- disponibil din mijloace cu destinație specială - **anexa 14 b**
- plăți restante – **anexa 30b**
- situația activelor și datoriilor instituțiilor publice din administrația locală - **anexa 40b**

**Vă rugăm să luați măsurile corespunzătoare pentru ca datele din bilanțul lunar la 30.09.2018 să corespundă cu datele din bilanțul trimestrial! Dacă există anumite diferențe, se va anexa o notă explicativă pentru justificarea diferențelor pe fiecare rând.**

Situațiile financiare vor fi însoțite de Raportul de analiză pe bază de bilanț la data de 30.09.2018, care cuprinde note explicative precizate în Ordinul Ministrului Finanțelor Publice

nr.616/2006, privind activele fixe, stocurile, creanțele, datoriile, capitalurile, execuția bugetelor de venituri și cheltuieli, precum și alte note considerate necesare.

Formularele ce compun situațiile financiare sunt afișate pe site-ul Ministerului Finanțelor Publice: [www.mfinante.ro/legislație/reglementări contabile](http://www.mfinante.ro/legislație/reglementări_contabile).

Nerespectarea termenelor stabilite conform legii, constituie contravenție, conform prevederilor art.41, pct.2, lit.f din Legea nr.82/1991, republicată și se sancționează cu amendă de la 1000 la 3000 lei.

**PREȘEDINTE**

**ALIN TIȘE**



**DIRECTOR GENERAL**

Cristina Șchiop

**ȘEF SERVICIU FINANCIAR CONTABIL**

Lăcrimioara Huldușan

Intocmit

Negrea Aurelia

**SERVICIUL FINANCIAR CONTABIL**

Str. Calea Dorobanților, nr.106, C.P. 400609, Cluj-Napoca, Cluj,  
Tel: 0372640021 | Fax: 0372640022 | cam. 303  
E-mail: [cjeluj@cjeluj.ro](mailto:cjeluj@cjeluj.ro), [infopublic@cjeluj.ro](mailto:infopublic@cjeluj.ro) | Web: [www.cjeluj.ro](http://www.cjeluj.ro)