

Ampecat,
Consiliul de Administratie
Președinția
Dr. Sorina Dumo

Ex. Spital
CONSILIUL JUDEȚEAN CLUJ
Registratura generală
Nr. 24441
Data 17. IUL. 2018

**RAPORT EXPLICATIV
PRIVIND DAREA DE SEAMA CONTABILA
INCHEIATA LA DATA DE 30.06.2018**

Prezentare Generala – Spitalul Clinic de Pneumoftiziologie Leon Daniello Cluj

Denumire, Sediul : Spitalul Clinic de Pneumoftiziologie Leon Daniello, Cluj- Napoca,
str. B.P. Hasdeu nr. 6 , cod postal : 400371

Telefon Centrala : 0264-597453

Manager spital ; dr. Vasile Muresan : tel / fax **0264- 592176 ,**

Director medical ;Dr.Boldeanu Daniela;

Director financiar contabil ; ec. Muntean Anca Elena ; tel / fax **0264- 591263 ,**

e-mail : spital_pneumo@yahoo.com

website : www.pneumocluj.ro

Structura Organizatorica :

Spitalul are in structura 230 de paturi din care :

- 3 sectii clinice de pneumologie cu 140 de paturi din care 29 paturi TBC .
- O sectie de chirurgie toracica cu 30 de paturi din care 5 paturi compartiment ATI, singura sectie de profil din centrul universitar Cluj .
- Sectia Sanatoriala Pneumologie - TBC Savadisla cu 60 de paturi (situat in comuna Savadisla la 20 km de Cluj)
- Laboratorul Clinic de Analize Medicale cu compartimentele de Hematologie, Biochimie, Micologie, Bacteriologia Non-Tuberculoasa , Citologie , Bacteriologia Tuberculozei. Performantele laboratorului au fost apreciate de catre expertii Organizatiei Mondiale a Sanatatii care ne-au vizitat incepand cu anul 1995. Rezultatele excelente au recomandat Laboratorul pentru numirea ca Laborator National de Referinta pentru micobacterii (OMS 733/1997; OMS 91/2002; HG 292/2007). Laboratorul de analize medicale a fost dotat in decursul timpului cu echipament modern, circuitele au fost refacute astfel incat sa se realizeze cerintele standardului SREN ISO/CEI 17025/2007. Pentru activitatile desfasurate in compartimentul de bacteriologie a tuberculozei laboratorul este acreditat RENAR din anul 2007 si reacreditat conform standard SREN ISO/CEI 15189/2007 din decembrie 2011 pentru activitatile referitoare la diagnosticul bacteriologic al tuberculozei (microscopie , cultura si antibiograma).
- Laboratorul de Bronhologie, dotat cu aparatura video-endoscopica moderna care desfasoara activitati diagnostice si terapeutice, fiind singurul Laborator de profil din Centrul Universitar Cluj .
- Laboratorul de Radiologie si Imagistica Medicala, dotat cu 3 aparate noi de radiologie
- Laboratorul de Explorari functionale
- Dispensarul TBC Cluj, functioneaza cu 3 cabinete de consultatii adulti, un cabinet consultatii copii , compartiment de radiologie si un punct de laborator pentru diagnostic bacteriologic al tuberculozei. Dispensarul TBC are rol de for metodologic judetean in activitatile de profil

Spitalul Clinic de Pneumoftiziologie „Leon Daniello” Cluj-Napoca constituie în același timp bază de învățământ și cercetare științifică medicală care consolidează calitatea actului medical cu respectarea drepturilor pacienților, a eticii și deontologiei medicale.

Spitalul Clinic de Pneumoftiziologie „Leon Daniello” Cluj-Napoca asigură prin secțiile clinice și serviciile din structură asistență medico-chirurgicală complexă, curativă, preventivă și de recuperare a pacienților cu afecțiuni respiratorii non-tuberculoase (BPOC, Astm bronic, patologie tumorală malignă și benignă, pleurezii, supurații bronho-pulmonare, etc.) din Județul Cluj și județele limitrofe.

Sectia Clinica de Chirurgie Toracica asigura asistenta medicala curativa pentru pacientii cu tumori maligne si benigne, pneumotorax, traumatisme toracice, etc. asigurand prin linia de garda permanenta in acest domeniu si colaborand cu Unitatea de Primiri Urgente (UPU) a Spitalului Clinic Judetean Cluj.

Structura de Personal :

Spitalul functionaza cu un numar de 450 de angajati, din care : 36 medici, 221 medici rezidenti, 93 personal mediu sanitar (asistente medicale, registratori medicali, statistica medicala), 56 personal auxiliar sanitar (infirmiere, ingrijitoare, brancardier), 24 muncitori (paza, intretinere centrala termica, statie oxigen, statie clorinare, statie epurare, spalatoarea, lenjerese, ingrijitor spatii verzi si curatenie, bloc alimentar, birouri si cabinete etc.), 2 farmacisti, 1 psiholog, 1 preot, 16 personal TESA.

Principii, politici si metode contabile

Contabilitatea institutiei noastre este organizata si condusa cu respectarea stricta a principiilor de baza a contabilitatii, conform prevederilor Legii contabilitatii nr. 82/1991 (republicata cu modificarile si completarile ulterioare), OMF 1.917/2005 pentru aprobarea Normelor metodologice privind organizarea si conducerea contabilitatii institutiilor publice, operatiunile economico-financiare, fiind consemnate in documente legale si contabilizate corect.

Scopul politicilor contabile este de a stabili metode contabile (metode detaliate de evaluare, masurare, si constatare) alese dintr-un cadru general acceptate de legislatia in vigoare, care sa fie utilizate permanent si care sa ofere o imagine fidela a institutiei publice, a pozitiei sale financiare, a performantelor sale si a evolutiei pozitiei sale financiare.

Evidenta contabila este condusa de personal calificat si autorizat, in conformitate cu Legea contabilitatii nr.82/1991 cu modificarile ulterioare, operatiunile economice derulate in cursul anului sunt evidentiata in contabilitate cronologic si sistematic in baza documentelor justificative.

Contabilitatea institutiei se tine in partida dubla si urmareste sa asigure informatii ordonatorilor de credite cu privire la executia bugetelor de venituri si cheltuieli, patrimoniul aflat in administrare cat si informatii privind performantele financiare si fluxurile de trezorerie.

Contabilitatea analitica este organizata conform normelor contabile, intocmindu-se balanta analitica pentru conturile de furnizori, creante, clienti, debitori, materiale.

Datele din contabilitatea analitica se preiau in contabilitatea sintetica dupa care se intocmeste balanta de verificare.

Reglementari contabile aplicate la intocmirea si prezentarea situatiilor financiare la data de 31 decembrie 2016

Ordin.1780/19.12.2014

Legea contabilitatii; nr.82 /1991 republicata,

- Ordinul Ministerului Finantelor Publice nr.1917/2005
- Ordinul Ministerului Finantelor Publice nr. 2985 / 16.12.2011
- Ordinul 479 / 05.04.2012

Situațiile financiare prezentate cuprind :

- Anexa 1 “Bilant “
- Anexa 2 “Contul de rezultat patrimonial “
- Anexa 3 “Situatia fluxurilor de trezorerie “
- Anexa 4 “ Situatie fluxurilor de trezorerie (Banci)
- Anexa 7 si 11 “Contul de executie a bugetului institutiilor publice – Cheltuieli “
- Anexa 9 “Contul de executie a bugetului institutiilor publice – Venituri “
- Anexa 40 b “ Situatie activelor si datoriilor financiare ale institutiilor publice “
- Situatie soldurilor conturilor de Trezorerie .
- Raportul privind exercitarea controlului financiar preventiv propriu
- Balanta de verificare la data de 30.06.2018
- Note explicative
- Raport explicativ
- Declaratie cu prevederile art. 30 din legea contabilitatii 82/1991
- Situatie sintetica a rezultatelor autoevaluarii.
- OMFP NR.4075 / 18.12.2015 –Norme metodologice privind incheierea exercitiului bugetar al anului 2015.

Au fost respectate Normele metodologice privind conducerea contabilității și întocmirii bilanțului contabil și a situațiilor financiare conform Ordinului nr.2985/16.12.2011 și 479 / 05.04.2012, în conformitate cu următoarele principii contabile:

- *Principiul continuitatii activitatii* – Spitalul isi va continua activitatea de asistenta medicala în mod normal, fara reducerea semnificativa a acesteia .
- *Principiul permanentei metodelor si a comparabilitatii informatiilor* – s-au aplicat aceleasi reguli, metode, norme privind evaluarea, înregistrarea în contabilitate a elementelor patrimoniale, asigurând comparabilitatea în timp a informatiilor .
- *Principiul prudentei* – evaluarea s-a facut pe o baza prudenta

Metoda de evaluare a activelor fixe si circulante :

- evaluarea cladirilor s-a efectuat de catre un expert autorizat in anul 2008 si in anul 2011;
- evaluarea terenurilor nu s-a efectuat , din lipsa de fonduri iar suprafata terenului dat în administrare spitalului nostru de catre Consiliul Judetean Cluj, nu este delimitat de terenul ce apartine de Spitalul Judetean de Urgenta Cluj .
- *Principiul contabilitatii pe baza de angajamente* – au fost luate în considerare toate veniturile si cheltuielile exercitiului, fara a se tine seama de data încasarii sau de efectuarea platii;
- *Principiul evaluarii separate a elementelor de activ si de datorii* – elementele de activ si de datorii au fost evaluate separat .

Debitorii înregistrați în evidența contabilă sunt cerți și reflectă corect debitele, stabilite conform prevederilor legale ;

Creațiile înregistrate în evidența contabilă sunt certe și au fost constituite conform prevederilor legale ;

- *Principiul intangibilitatii exercitiului* – Soldurile existente la 31.12.2016 au fost preluate corect in luna ianuarie 2017, verificandu-se acestea in primele luni ale anului 2017
- *Principiul necompensarii* – Nu s-au efectuat compensări între conturile bilanțiere și nici între conturile de venituri și cheltuieli ; Conturile reprezentând creațiile și obligațiile au fost inventariate și analizate constatându-se că acestea sunt reale, certe și neprescise ; Obligațiile de plată către terți (furnizori) sunt obligații de plată curente ce urmează a fi onorate la termenele de scadență ;

Spitalul nu are datorii restante (arierate).

- *Principiul materialitatii (pragului de semnificatie)* – la intocmirea situatiilor financiare au fost luate in considerare toate elementele semnificative si nesemnificative .
- *Principiul prevalentei economicului asupra juridicului* – informatiile prezentate în situatiile financiare reflecta realitatea economica a evenimentelor, nu numai forma lor juridica, asa cum reiese din documentele justificative;

Contul de rezultat patrimonial reflectă fidel veniturile și cheltuielile aferente perioadei raportate ;

Moneda de raportare : Situatiile financiare sunt intocmite in lei .
Metoda de amortizare a activelor fixe : prin amortizare lineara
Politica de imprumuturi , existenta contractelor de leasing ; - nu este cazul
Inregistrarea castigurilor si pierderilor de curs valutar ; nu este cazul .

Execuția bugetului de venituri și cheltuieli al instituției s-a efectuat cu respectarea prevederilor Legii nr. 500/11.07.2002 privind finanțele publice, precum și a Ordinului MF nr. 1.792/24.12.2002 privind angajarea, lichidarea, ordonanțarea și plata cheltuielilor bugetare ;

Operațiunile patrimoniale ale instituției au fost înregistrate în evidența contabilă numai după ce acestea au fost supuse vizei de control financiar preventiv, exercitată conform prevederilor OMF nr. 923/16.04.2003 ;OMF NR.4075/2015.

Manager
Dr. Vasile Muresan

3ex.MA/MV



Director Financiar Contabil
Ec. Muntean Anca Elena

NOTA EXPLICATIVA
Privind cresterile Semnificative ale sumelor raportate in
Bilantul incheiat la 30.06.2018

Analiza soldurilor din „ Bilant”

Randul 22 – Creante comerciale si avansuri – la 30.06.2018 prezinta un sold final de 1.532.433 lei reprezentand soldul conturilor:

- Ct.411 « Clienti » prezinta un sold final debitor de 1.349.804.60 lei, din care servicii medicale CAS Cluj 1.222.869.53 , diferenta de 126.935.07 lei reprezinta servicii medicale interclinice pe anul 2016 -2017,2018 de la restul spitalelor, studii clinice.
- Ct.461 « Debitori » prezinta un sold final de 182.628 lei suma reprezentand debitori din sume achitate pentru concedii medicale pentru care fondul constituit conform dispozitiilor legale nu a fost suficient.

Randul 61 – Datorii comerciale si avansuri – la 30.06.2018 prezinta un sold final de 655.420 lei, reprezentand soldul conturilor :

- Ct. 401 « Furnizori » la sfarsitul perioadei prezinta un sold creditor de 569.026.77 lei reprezentand datorii curente ,facturi inregistrate pana la 30.06.2018 ce urmeaza a fi achitate in cursul lunii iulie 2018.

Randul 63.1-Contributii sociale-la 30.06.2018 prezinta un sold final de 1309.489 lei reprezentand soldul conturilor :

• Ct.431<Asigurari sociale> la sfarsitul perioadei prezinta un sold creditor 1.388.309 lei , reprezentand asigurari sociale si contributii aferente pentru luna iunie 2018 care se vor achita in luna iulie 2018.

- Ct.444 « Impozit pe venituri din salarii » la sfarsitul perioadei prezinta sold creditor 238.332 lei reprezentand impozit pe salarii si contributii aferente pentru luna iunie 2018 care se vor achita in luna iulie 2018.
- Ct.446 ”Fond handicap” prezinta un sold final creditor de 25.048 lei

Randul 72 – Salariile angajatiilor si contributiile aferente » - la 30.06.2018 prezinta un sold final creditor de 2.284.213 lei, care reprezinta salariile angajatiilor si contributii aferente pentru luna iunie 2018 , care se vor achita in luna iulie 2018.

La sfarsitul trimestrului II 2018 ,unitatea noastra nu inregistreaza datorii care depasesc termenul prevazut de lege sau contract .

Manager,
Dr.Vasile Muresan



Director Financiar Contabil
Ec.Muntean Anca Elena

BILANT

incheiat la 30.06.2018


- lei -

Nr. rand	Denumirea indicatorilor	Cod	Sold la:	
			inceputul anului	sfarsitul perioadei
A	B	C	1	2
	Instalatii tehnice, mijloace de transport, animale, plantatii, mobilier, aparatura birotica si alte active corporale (ct.2130100+2130200+2130300+2130400+2140000+2310000-2810300-2810400-2910300-2910400-2930200*)	04	5297258	5144422
	Terenuri si cladiri (ct.2110100+2110200+2120000+2310000-2810100-2810200-2910100-2910200-2930200)	05	39144667	39144667
	TOTAL ACTIVE NECURENTE (rd.03+04+05+06+07+09)	15	44441925	44289089
	Stocuri (ct.3010000+3020100+3020200+3020300+3020400+3020500+ 3020600+ 3020700+3020800+3020900+3030100+3030200+ 3040100+ 3040200+3050100+3050200+3070000+3090000+ 3310000+ 3320000+3410000+3450000+3460000+3470000+ 3490000+ 3510100+3510200+3540100+ 3540500+3540600+ 3560000+ 3570000+3580000+ 3590000+3610000+ 3710000+3810000+/-3480000+/-3780000-3910000 -3920100-3920200-3930000-3940100-3940500-3940600-3950100-3950200-3950300-3950400-3950600-3950700-3950800-3960000-3970000-3980000)	19	2637611	2564977
	Creante din operatiuni comerciale, avansuri si alte decontari (ct.2320000+2340000+4090101+4090102+4110101+ 4110108+4130100+ 4180000+4250000+4280102+ 4610101+ 4610109+4730109**+4810101+ 4810102+ 4810103+4810200+4810300+4810900+ 4820000+ 4830000 + 4890000 - 4910100-4960100+5120800), din care:	21	1623382	1533933
	Creante comerciale si avansuri (ct.2320000+2340000+4090101+4090102+ 4110101+ 4110108+4130100 +4180000+4610101+4610109 -4910100 - 4960100), din care :	22	1623382	1532433
	Împrumuturi pe termen scurt acordate (ct.2670101+2670102+2670103+2670104+2670105+ 2670108+2670601 +2670602+ 2670603+2670604+ 2670605+ 2670609+4680101+ 4680102 +4680103+ 4680104 +4680105+4680106+4680107+ 4680108+ 4680109 + 4690103+4690105+ 4690106+4690108+ 4690109)	27		943000
	Total creante curente (rd. 21+23+25+27)	30	1623382	2476933
	Conturi la trezorerie, casa în lei (ct.5100000+5120101+5120501+5130101+5130301+5130302+5140101+5140301+5140302+5150101+5150103+5150301+5150500+5150600+5160101+5160301+5160302+5170101+5170301+5170302+5200100+5210100+5210300+5230000+5250101+5250102+5250301+5250302+5250400+5260000+5270000+5280000+5290101+5290201+5290301+5290400+5290901+5310101+5500101+5510000+5520000+5550101+5550400+5570101+5580101+5580201+5590101+5600101+5600300+5600401+5610100+5610300+5620101+5620300+5620401+5710100+5710300+5710400+5740101+5740102+5740301+5740302+5740400+5750100+5750300+5750400-7700000)	33	2196757	2829759
	Dobânda de încasat, alte valori, avansuri de trezorerie (ct.5180701+5320100+5320200+5320300+5320400+ 5320500+5320600+ 5320800+5420100)	33.1	662	960
	Conturi la institutii de credit, BNR, casa în valuta (ct.5110101+5110102+5120102+5120402+5120502+5130102+	35	58859	91997

A	B	C	1	2
	5130202+5140102+5140202+5150102+5150202+5150302+ 5160102+5160202+5170102+5170202+5290102+5290202+ 5290302+5290902+5310402+5410102+5410202+5500102+ 5550102+5550202+5570202+5580102+5580202+5580302+558030 3+5590102+5590202+5600102+5600103+5600402+5620102+5620 103+5620402)			
	Total disponibilitati si alte valori (rd.33+33.1+35+35.1)	40	2256278	2922716
	TOTAL ACTIVE CURENTE (rd.19+30+31+40+41+41.1+42)	45	6517271	7964626
	TOTAL ACTIVE (rd.15+45)	46	50959196	52253715
	Datorii comerciale, avansuri si alte decontari (ct.2690100+4010100+4030100+4040100+4050100+ 4080000+ 4190000+ 4620101+4620109 +4730109+ 4810101+4810102+ 4810103+4810200+ 4810300+ 4810900+4820000+ 4830000+4890000+ 5090000+ 5120800), din care:	60	304163	658745
	Datorii comerciale si avansuri (ct. 4010100+4030100+4040100+4050100+ 4080000+ 4190000+ 4620101+ 4620109), din care:	61	299442	655420
	Datorii catre bugete (ct. 4310100+4310200 + 4310300 + 4310400 + 4310500+ 4310700+ 4370100 + 4370200 + 4370300 + 4400000+4410000+ 4420300 + 4420800 + 4440000 + 4460000 4480100 +4550501 + 4550502+ 4550503+ 4620109+ 4670100+ 4670200 + 4670300 + 4670400 + 4670500+ 4670900+ 4730109+4810900+ 4820000), din care:	62	1015578	1676992
	Contributii sociale (ct.4310100+4310200+4310300+4310400+4310500+4310700+437 0100+4370200+4370300)	63.1	724686	1309489
	Împrumuturi pe termen scurt - sume ce urmeaza a fi platite într-o perioada de pâna la un an (ct.5180601+5180603+5180604+5180605+5180606 + 5180608+ 5180609+5180800+5190101+5190102 + 5190103+ 5190104+ 5190105+ 5190106+ 5190107+ 5190108+5190109+5190110+ 5190180+ 5190190)	70		943000
	Salariile angajatilor (ct.4210000+4230000+4260000+4270100+4270300+4280101)	72	1273891	2284213
	TOTAL DATORII CURENTE (rd.60+62+65+70+71+72+73+74+75)	78	2593632	5562950
	TOTAL DATORII (rd.58+78)	79	2593632	5562950
	ACTIVE NETE = TOTAL ACTIVE – TOTAL DATORII = CAPITALURI PROPRII (rd.80= rd.46-79 = rd.90)	80	48365564	46690765
	Rezerve, fonduri (ct.1000000+1010000+1020101+1020102+1030000+1040101+104 0102+1050100+1050200+1050300+1050400+1050500+ 1060000+ 1320000+ 1330000+1390100)	84	39448737	39448739
	Rezultatul reportat (ct.1170000- sold creditor)	85	8275284	8833979
	Rezultatul patrimonial al exercitiului (ct.1210000- sold creditor)	87	641543	
	Rezultatul patrimonial al exercitiului (ct.1210000- sold debtor)	88		1591953
	TOTAL CAPITALURI PROPRII (rd.84+85-86+87-88)	90	48365564	46690765

Manager

Dr. Muresan Vasile



Director Financiar Contabil

Ec. Muntean Anca Elena

CONTUL DE REZULTAT PATRIMONIAL

la data de 30.06.2018

Cod 02

-lei-

Nr. crt	Denumirea indicatorilor	Cod rand	An precedent	An curent
A	B	C	1	2
2.	Venituri din activitati economice (ct.7210000+7220000+7510100+7510200+/-7090000)	03	18,108,261	23,044,102
3.	Finantari, subventii, transferuri, alocatii bugetare cu destinatie speciala (ct. 7510500+7710000+7720100+7720200+7730000+7740100+7740200+7750000+7760000+7780000+7790101+790109)	04	364,713	90,513
4.	Alte venituri operationale (ct.7140000+7180000+7500000+7510300+7510400+7810200+7810300+7810401+7810402+7770000)	05	2,058	900
	TOTAL VENITURI OPERATIONALE (rd.02+03+04+05)	06	18,475,032	23,135,515
1.	Salariile si contributiile sociale aferente angajatilor (ct.6410000+6420000+6450100+6450200+6450300+ 6450400+ 6450500+6450600+6450800+6460000+6470000)	08	13,972,836	20,050,228
2.	Subventii si transferuri (ct.6700000+6710000+6720000+6730000+6740000+ 6750000+ 6760000+ 6770000+6780000+6790000)	09	605,883	320,296
3.	Stocuri, consumabile, lucrari si servicii executate de terti (ct.6010000+6020100+6020200+6020300+6020400+ 6020500+ 6020600+6020700+6020800+6020900+6030000+6060000+6070000+6080000+6090000+6100000+6110000+ 6120000+6130000+6140000+6220000+6230000+6240100+ 6240200+6260000+6270000+6280000+6290100)	10	3,854,868	3,936,111
4.	Cheltuieli de capital, amortizari si provizioane (ct.6290200+6810100+6810200+6810300+6810401+6810402+6820101+6820109+6820200+ 6890100+ 6890200)	11	219,692	244,107
5	Alte cheltuieli operationale (ct.6350000+6540000+6580000+6580101+6580109)	12	1,035	176,726
	TOTAL CHELTUIELI OPERATIONALE (rd.08+09+10+11+12)	13	18,654,314	24,727,468
	- DEFICIT (rd.13- rd.06)	16	179,282	1,591,953
	- DEFICIT (rd.16+21-15-20)	24	179,282	1,591,953
	- DEFICIT (rd. 24+29-23-28)	29.3	179,282	1,591,953
	- DEFICIT (rd. 29.3 + rd.29.4)	32	179,282	1,591,953

Manager

Director Financiar Contabil

Dr. Muresan Vasile

Ec.Muntean Anca Elena



SITUATIA FLUXURILOR DE TREZORERIE
la data de 30.06.2018

-lei-

Cod 03

DENUMIREA INDICATORULUI	Cod rand	TOTAL	CASA ct. 5310101	Buget de stat *) ct. 5200100/ 7700000	Buget local ct. 5210100/ 7700000	Buget asigurarilor sociale de stat ct. 5250101+ 5250102/ 7700000	Buget asigurarilor pentru somaj ct. 5740101+ 5740102/ 7700000	Buget Fond national de asigurari sociale de sanatate ct. 5710100/ 7700000	Buget Fond pentru mediu ct. 5750100/ 7700000	Buget trezoreriei statului ct. 5240100/ 7700000	Buget institutiilor publice finantate integral din veniturii proprii 5600101/ 7700000	Buget institutiilor publice finantate din veniturii proprii si suventii 5620101/ 7700000	Buget activitati finantate din venituri proprii si buget privatizate 5620101/ 7700000	Buget imprumuturi interne si externe ct. 5130101+ 5140101+ 5160101+ 5170101/ 7700000	Buget fonduri externe neramb (sursaD) 5150103/ 7700000	Alte disponibilitati (ct.5xx)
A	B	1	2	3	4	5	6	7	8	9	10	11	12	13	14	15
1. Incasari	02	23578570	74815	✓							23270443					233312
2. Plati	03	22719516	74062	✓							22406631					238823
3. Numerar net din activitatea operationala (rd.02-03)	04	859054	753	✓							863812					-5511
1. Incasari	06	27									27					
2. Plati	07	226079									226079					
3. Numerar net din activitatea de investitii (rd.06-07)	08	-226052									-226052					
1. Incasari	10	943000		✓							943000					
3. Numerar net din activitatea de finantare (rd.10-rd.11)	12	943000		✓							943000					
IV. CRESTEREA (DESCRESTEREA) META DE NUMERAR SI ECHIVALENT DE NUMERAR (rd.04+rd.08+rd.12)	13	1576002	753								1580760					-5511
V. NUMERAR SI ECHIVALENT DE NUMERAR LA INCEPUTUL ANULUI	14	2196757		✓							2180189					16568
- Sume utilizate din excedentul anului precedent/ sume transferate din excedent la bugetul local/sume transferate din excedent pentru constituirea de depozite în trezorerie***)	14.2	943000									943000					
VI. NUMERAR SI ECHIVALENT DE NUMERAR LA SFARSITUL PERIOADEI (rd.13+rd.14+14.1-14.2-14.3)	15	2829759	753								2817949					11057

La unitatile administrativ-teritoriale si la unitatile de invatamant preuniversitar coloana 3 nu se aduna in coloana 1 -Total

Randurile 14.1 "Sume recuperate din excedentul anului precedent" se completeaza astfel: pentru bugetele locale, institutiilor publice din veniturile proprii, fondurilor nerambursabile (sursa 08/D), situatia existentei unui buget de venituri si cheltuieli, activ. de privatizare, Fondului de mediu astfel: -cu sumele recuperate din excedentul anilor precedenti (inclusiv reintregirea excedentului cu depozite, daca operatiunile au avut loc in exercitiul financiar diferite

Randurile 14.2 "Sume utilizate din excedentul anului precedent" se completeaza astfel: pentru bugetele locale, institutiilor publice din veniturile proprii, fondurilor nerambursabile (sursa 08/D) in situatia existentei unui buget de venituri si cheltuieli, acoperirea golurilor temporare de casa; - pentru bugetul institutiilor publice finantate integral din venituri proprii si bugetul activitatilor finantate integral din venituri proprii - cu sumele transferate din excedent la bugetul local


- pentru bugetul asigurarilor de stat, bugetul Fondului national unic de asigurari sociale de sanatate, bugetul Fondului de mediu, bugetul institutiilor publice finantate integral din venituri proprii, bugetul activitatii de privatizare si bugetul activitatilor externe nerambursabile (sursa 08/D) in situatia existentei unui buget de venituri si cheltuieli - cu sume transferate sin excedent pentru constituirea de depozite in trezorerie.

***) Randul 14.3 "Sume transferate din disponibil neutilizat la finele anului precedent" se completeaza pentru bugetul fondurilor externe nerambursabile (sursa 08/D) in situatia existentei doar a u buget de cheltuieli, bugetul creditorilor bugetului neutilizat la finele anului precedent.

Viza trezorerie

Director Financiar Contabil

Ec. Muntean Anca Elena

**SPITALUL CLINIC DE PNEUMOFTIZIOLOGIE"LEON DANIELLO"CLUJ-
NAPOCA**

Nr. /11.07.2018

Catre,
Consiliul Judetean Cluj-Napoca
Serviciul Contabilitate

Va trimitem componenta soldului la casa 5311:

Suma de 752.83 lei:

- Art.20.01.05 – 153.92 lei
- art.20.01.07 – 71.32 lei
- art.20.01.08 – 246.27 lei
- art.20.01.30 – 107.69 lei
- art.20.04.01- 0.62 lei
- art 20.06.01 – 110 lei
- art 20.30.30 – 0.04 lei
- art 20.30.03 – 22.89 lei
- Art.20.02 – 40.08 lei

Manager,
Dr.Vasile Muresan



Director Financiar Contabil
Ec.Muntean Anca Elena


A handwritten signature in blue ink, corresponding to the name Ec. Muntean Anca Elena.

EXECUTIA CONTURILOR BUGETARE SI DE DISPONIBILITATI

1a: SPITALUL CLINIC DE PNEUMO LEON DANIELLO CLUJ

- lei

COD FISCAL: 4354540		DATA: 29.06.2018			
COD CONT/SURSA INDICATOR/SECTIUNE	DENUIMIRE CONT / INDICATOR	CREDITE DESCHISE / VENITURI	PLATI EFECTUATE (CHELTUIELI)	DISPONIBIL (credite-chelt/venituri-chelt)	
21	F 370400	D Varsaminte din sectiunea de functionare	204.879,00	,00	,00
21	F 395000	D Alte venituri din valorificarea unor bunuri	27,00	,00	,00
21	F 431400	D Subventii din bugetele locale pentru finantarea c	22.648,66	,00	,00
1	F 300530	F Alte venituri din concesiuni si inchirieri de catr	900,00	,00	,00
21	F 330800	F Venituri din prestari de servicii	387.286,62	,00	,00
21	F 332100	F Venituri din contractele incheiate cu casele de as	7.890.718,68	,00	,00
21	F 333000	F Venituri din contractele incheiate cu directiile d	8.287.999,69	,00	,00
21	F 333100	F Venituri din contractele incheiate cu directiile d	378.527,95	,00	,00
21	F 365000	F Alte venituri	5.940,00	,00	,00
21	F 370100	F Donatii si sponsorizari	10.000,00	,00	,00
21	F 370300	F Varsaminte din sectiunea de functionare pentru fin	204.879,00	,00	,00
21	F 410600	F Sume din excedentul anului precedent pentru acoper	943.000,00	,00	,00
21	F 433300	F Subventii din bugetul Fondului national unic de as	6.286.421,00	,00	,00
24	F 660000710000	D Sanatate - TITLUL XIII ACTIVE NEFINANCIARE (71.01+	531.000,00	<u>226.078,69</u>	<u>304.921,31</u>
24	F 660601710300	D Spitale generale - Reparatii capitale aferente act	,00	226.078,69	,00
24	F	D Total disp.(ven-ch)ct: 24 sursa: F sectiune: D	227.554,66	226.078,69	1.475,97
24	F	D Total (desch-ch)ct: 24 sursa: F sectiune: D	531.000,00	226.078,69	304.921,31
24	F 660000100000	F Sanatate - TITLUL I CHELTUIELI DE PERSONAL	31.948.160,00	<u>18.593.432,00</u>	<u>13.354.728,00</u>
24	F 660601100101	F Spitale generale - Salarii de baza	,00	11.508.448,00	,00
24	F 660601100105	F Spitale generale - Sporuri pentru conditii de munc	,00	4.088.289,00	,00
24	F 660601100106	F Spitale generale - Alte sporuri	,00	663.445,00	,00
24	F 660601100107	F Spitale generale - Ore suplimentare	,00	49.402,00	,00
24	F 660601100111	F Spitale generale - Fond aferent platii cu ora	,00	393.269,00	,00
24	F 660601100117	F Spitale generale - Indemnizatii de hrana	,00	594.896,00	,00
24	F 660601100130	F Spitale generale - Alte drepturi salariale in bani	,00	55.000,00	,00
24	F 660601100201	F Spitale generale - Tichete de masa	,00	74.820,00	,00
24	F 660601100301	F Spitale generale - Contributii de asigurari social	,00	712.555,00	,00



EXECUTIA CONTURILOR BUGETARE SI DE DISPONIBILITATI
SPITALUL CLINIC DE PNEUMO LEON DANIELLO CLUJ

COD FISCAL: 4354540					
COD CONT/SURSA INDICATOR/SECTIUNE	DENUMIRE CONT / INDICATOR	CREDITE DESCHISE / VENITURI	PLATI EFECTUATE (CHELTUIELI)	DISPONIBIL (credite-chelt/venituri-chelt)	
24	F 660601100302 F Spitale generale - Contributii de asigurari de som	,00	8.539,00 ✓	,00	
24	F 660601100303 F Spitale generale - Contributii de asigurari social	,00	89.634,00 ✓	,00	
24	F 660601100304 F Spitale generale - Contributii de asigurari pentru	,00	4.828,00 ✓	,00	
4	F 660601100306 F Spitale generale - Contributii pentru concedii si	,00	15.264,00 ✓	,00	
24	F 660601100307 F Spitale generale - Contributia asiguratorie pentru	,00	335.043,00 ✓	,00	
24	F 660000200000 F Sanatate - TITLUL II BUNURI SI SERVICII	6.655.000,00	3.348.869,26	3.306.130,74	
24	F 660601200101 F Spitale generale - Furnituri de birou	,00	45.171,04 ✓	,00	
24	F 660601200102 F Spitale generale - Materiale pentru curatenie	,00	57.443,90 ✓	,00	
24	F 660601200103 F Spitale generale - Incalzit, Iluminat si forta mot	,00	331.947,70 ✓	,00	
24	F 660601200104 F Spitale generale - Apa, canal si salubritate	,00	52.745,93 ✓	,00	
24	F 660601200105 F Spitale generale - Carburanti si lubrifianti	,00	5.797,63 ✓	,00	
24	F 660601200106 F Spitale generale - Piese de schimb	,00	99.804,23 ✓	,00	
24	F 660601200107 F Spitale generale - Transport	,00	9.747,23 ✓	,00	
24	F 660601200108 F Spitale generale - Posta, telecomunicatii, radio,	,00	27.652,13 ✓	,00	
24	F 660601200109 F Spitale generale - Materiale si prestari de servic	,00	658.284,09 ✓	,00	
24	F 660601200130 F Spitale generale - Alte bunuri si servicii pentru	,00	336.834,78 ✓	,00	
24	F 660601200200 F Spitale generale - Reparatii curente	,00	31.713,16 ✓	,00	
24	F 660601200301 F Spitale generale - Hrana pentru oameni	,00	205.422,89 ✓	,00	
24	F 660601200401 F Spitale generale - Medicamente	,00	543.577,05 ✓	,00	
24	F 660601200402 F Spitale generale - Materiale sanitare	,00	235.231,93 ✓	,00	
24	F 660601200403 F Spitale generale - Reactivi	,00	452.862,40 ✓	,00	
24	F 660601200404 F Spitale generale - Dezinfectanti	,00	57.065,67 ✓	,00	
24	F 660601200503 F Spitale generale - Lenjerie si accesorii de pat	,00	16.338,70 ✓	,00	
24	F 660601200530 F Spitale generale - Alte obiecte de inventar	,00	125.911,21 ✓	,00	
24	F 660601200601 F Spitale generale - Deplasari interne, detasari, tr	,00	2.026,00 ✓	,00	
24	F 660601200900 F Spitale generale - Materiale de laborator	,00	7.392,10 ✓	,00	
24	F 660601201100 F Spitale generale - Carti, publicatii si materiale	,00	2.461,80 ✓	,00	



EXECUTIA CONTURILOR BUGETARE SI DE DISPONIBILITATI
SPITALUL CLINIC DE PNEUMO LEON DANIELLO CLUJ

COD FISCAL: 4354540

COD CONT/SURSA INDICATOR/SECTIUNE	DENUMIRE CONT / INDICATOR	CREDITE DESCHISE / VENITURI	PLATI EFECTUATE (CHELTUIELI)	DISPONIBIL (credite-chelt/venituri-chelt)
24	F 660601201300 F Spitale generale - Pregatire profesionala	.00	6.983,23 ✓	.00
24	F 660601201400 F Spitale generale - Protectia muncii	.00	18.000,00 ✓	.00
24	F 660601203001 F Spitale generale - Reclama si publicitate	.00	737,00 ✓	.00
24	F 660601203003 F Spitale generale - Prime de asigurare non-viata	.00	3.446,59 ✓	.00
24	F 660601203030 F Spitale generale - Alte cheltuieli cu bunuri si se	.00	14.271,66 ✓	.00
24	F 660000590000 F Sanatate - TITLUL XI ALTE CHELTUIELI	1.150.000,00	464.330,00	685.670,00
24	F 660601590100 F Spitale generale - Burse	.00	320.296,00 ✓	.00
24	F 660601594000 F Spitale generale - Sume aferente persoanelor cu ha	.00	144.034,00 ✓	.00
24	F F Total disp.(ven-ch)ct: 24 sursa: F sectiune: F	23.985.914,94	22.406.631,26	1.579.283,68
24	F F Total (desch-ch)ct: 24 sursa: F sectiune: F	39.753.160,00	22.406.631,26	17.346.528,74
24	Total cont: 24	40.284.160,00	22.632.709,95	17.651.450,05
5006	Disp.sume mandat,depozit.local	32.903,94	27.568,78 ✓	5.335,16
5007	Disp.- donatii si sponsorizari	5.721,77	.00	5.721,77
82	980000 Excedent/deficit al bug.local	2.180.188,98	943.000,00	1.237.188,98

EXECUTIA CONTURILOR BUGETARE SI DE DISPONIBILITATI

1a: SPITALUL CLINIC DE PNEUMOPTIZIOLOGIE LEON DANIELLO - STUDII

- lei

COD FISCAL: 37449352

DATA : 29.06.2018

COD CONT/SURSA INDICATOR/SECTIUNE	DENUMIRE CONT / INDICATOR	CREDITE DESCHISE / VENITURI	PLATI EFECTUATE (CHELTUIELI)	DISPONIBIL (credite-chelt/venituri-chelt)
502205	Disp IP sect BL act economice	211.254,41	211.254,41 ✓	.00





RAPORT DE EXECUTIE BUGETARA COFOG 3

LA DATA: 30-JUN-18

Cod Fiscal IP : 4354540 Denumire IP : SPITALUL CLINIC DE PNEUMOFIZIOLOGIE LEON DANIELLOCLUJ-NAPOCA

Sector bugetar : 02 - Bugetul local (administratie locala)

Tip Indicator	Sursa finantare	Clasificatie Functionala	Clasificatie Functionala Descriere	Clasificatie Economica	Clasificatie Economica Descriere	Executie Cumulat
Venit	F - Integral venituri proprii	300530	Alte venituri din concesiuni si inchirieri de catre institutiile publice			900,00 ✓
Venit	F - Integral venituri proprii	330800	Venituri din prestari de servicii			387.286,62 ✓
Venit	F - Integral venituri proprii	332100	Venituri din contractele incheiate cu casele de asigurari sociale de sanatate			7.890.718,68 ✓
Venit	F - Integral venituri proprii	333000	Venituri din contractele incheiate cu directiile de sanatate publica din sume alocate de la bugetul de stat			8.287.999,69 ✓
Venit	F - Integral venituri proprii	333100	Venituri din contractele incheiate cu directiile de sanatate publica din sume alocate din veniturile proprii ale Ministerului Sanatatii			378.527,95 ✓
Venit	F - Integral venituri proprii	365000	Alte venituri			5.940,00 ✓
Venit	F - Integral venituri proprii	370100	Donatii si sponsorizari			10.000,00 ✓
Venit	F - Integral venituri proprii	370300	Varsaminte din sectiunea de functionare pentru finantarea sectiunii de dezvoltare a bugetului local			-204.879,00 ✓
Venit	F - Integral venituri proprii	370400	Varsaminte din sectiunea de functionare			204.879,00 ✓
Venit	F - Integral venituri proprii	395000	Alte venituri din valorificarea unor bunuri			27,00 ✓
Venit	F - Integral venituri proprii	410600	Sume din excedentul anului precedent pentru acoperirea golurilor temporare de casa			943.000,00 ✓
Venit	F - Integral venituri proprii	431400	Subventii din bugetele locale pentru finantarea cheltuielilor de capital din domeniul sanatatii			22.648,66 ✓
Venit	F - Integral venituri proprii	433300	Subventii din bugetul Fondului national unic de asigurari sociale de sanatate pentru acoperirea cresterilor salariale			6.286.421,00 ✓



CONFORM CU ORIGINALUL

Tip Indicator	Sursa finantare	Clasificatie Functionala	Clasificatie Functionala Descriere	Clasificatie Economica	Clasificatie Economica Descriere	Executiv Cumulat
TOTAL						24.213.469,60
VENITURI						
Cheftuiala	F - Integral venituri proprii	660601	Spitale generale	100101	Salarii de baza	11.508.448,00
Cheftuiala	F - Integral venituri proprii	660601	Spitale generale	100105	Sporuri pentru conditii de munca	4.088.289,00
Cheftuiala	F - Integral venituri proprii	660601	Spitale generale	100106	Alte sporuri	663.445,00
Cheftuiala	F - Integral venituri proprii	660601	Spitale generale	100107	Ore suplimentare	49.402,00
Cheftuiala	F - Integral venituri proprii	660601	Spitale generale	100111	Fond aferent platii cu ora	393.269,00
Cheftuiala	F - Integral venituri proprii	660601	Spitale generale	100117	Indemnizatii de hrana	594.896,00
Cheftuiala	F - Integral venituri proprii	660601	Spitale generale	100130	Alte drepturi salariale in bani	55.000,00
Cheftuiala	F - Integral venituri proprii	660601	Spitale generale	100201	Tichete de masa	74.820,00
Cheftuiala	F - Integral venituri proprii	660601	Spitale generale	100301	Contributii de asigurari sociale de stat	712.555,00
Cheftuiala	F - Integral venituri proprii	660601	Spitale generale	100302	Contributii de asigurari de somaj	8.539,00
Cheftuiala	F - Integral venituri proprii	660601	Spitale generale	100303	Contributii de asigurari sociale de sanatate	89.634,00
Cheftuiala	F - Integral venituri proprii	660601	Spitale generale	100304	Contributii de asigurari pentru accidente de munca si boli profesionale	4.828,00
Cheftuiala	F - Integral venituri proprii	660601	Spitale generale	100306	Contributii pentru concedii si indemnizatii	15.264,00
Cheftuiala	F - Integral venituri proprii	660601	Spitale generale	100307	Contributia asiguratorie pentru munca	335.043,00
Cheftuiala	F - Integral venituri proprii	660601	Spitale generale	200101	Furnituri de birou	45.171,04
Cheftuiala	F - Integral venituri proprii	660601	Spitale generale	200102	Materiale pentru curatenie	57.443,90
Cheftuiala	F - Integral venituri proprii	660601	Spitale generale	200103	Incalzit, Iluminat si forta motrica	331.947,70
Cheftuiala	F - Integral venituri proprii	660601	Spitale generale	200104	Apa, canal si salubritate	52.745,93
Cheftuiala	F - Integral venituri proprii	660601	Spitale generale	200105	Carburanti si lubrifianti	5.797,63
Cheftuiala	F - Integral venituri proprii	660601	Spitale generale	200106	Piese de schimb	99.804,23
Cheftuiala	F - Integral venituri proprii	660601	Spitale generale	200107	Transport	9.747,23
Cheftuiala	F - Integral venituri proprii	660601	Spitale generale	200108	Posta, telecomunicatii, radio, tv, internet	27.652,13
Cheftuiala	F - Integral venituri proprii	660601	Spitale generale	200109	Materiale si prestari de servicii cu caracter functional	658.284,09
Cheftuiala	F - Integral venituri proprii	660601	Spitale generale	200130	Alte bunuri si servicii pentru intretinere si functionare	336.834,78
Cheftuiala	F - Integral venituri proprii	660601	Spitale generale	200200	Reparatii curente	31.713,16
Cheftuiala	F - Integral venituri proprii	660601	Spitale generale	200301	Hrana pentru oameni	205.422,89
Cheftuiala	F - Integral venituri proprii	660601	Spitale generale	200401	Medicamente	543.577,05
Cheftuiala	F - Integral venituri proprii	660601	Spitale generale	200402	Materiale sanitare	235.231,93
Cheftuiala	F - Integral venituri proprii	660601	Spitale generale	200403	Reactivi	452.862,40
Cheftuiala	F - Integral venituri proprii	660601	Spitale generale	200404	Dezinfectanti	57.065,67
Cheftuiala	F - Integral venituri proprii	660601	Spitale generale	200503	Lenjerie si accesorii de pat	16.338,70
Cheftuiala	F - Integral venituri proprii	660601	Spitale generale	200530	Alte obiecte de inventar	125.911,21
Cheftuiala	F - Integral venituri proprii	660601	Spitale generale	200601	Deplasari interne, detasari, transferari	2.026,00
Cheftuiala	F - Integral venituri proprii	660601	Spitale generale	200900	Materiale de laborator	7.392,11
Cheftuiala	F - Integral venituri proprii	660601	Spitale generale	201100	Carti, publicatii si materiale documentare	2.461,00
Cheftuiala	F - Integral venituri proprii	660601	Spitale generale	201300	Pregatire profesionala	6.983,23
Cheftuiala	F - Integral venituri proprii	660601	Spitale generale	201400	Protectia muncii	18.000,00
Cheftuiala	F - Integral venituri proprii	660601	Spitale generale	203001	Reclama si publicitate	737,00
Cheftuiala	F - Integral venituri proprii	660601	Spitale generale	203003	Prime de asigurare non-viata	3.446,59
Cheftuiala	F - Integral venituri proprii	660601	Spitale generale	203030	Alte cheltuieli de bunuri si servicii	14.271,66
Cheftuiala	F - Integral venituri proprii	660601	Spitale generale	590100	Burse	320.296,00



CONFORM CU ORIGINALUL

Tip Indicator	Sursa finantare	Clasificatie Functionala	Clasificatie Functionala Descriere	Clasificatie Economica	Clasificatie Economica Descriere	Executie Cumulat
Cheltuiala	F - Integral venituri proprii	660601	Spitale generale	594000	Sume aferente persoanelor cu handicap neincadrate	144.034,00
Cheltuiala	F - Integral venituri proprii	660601	Spitale generale	710300	Reparatii capitale aferente activelor fixe	226.078,69
TOTAL CHELTUIELI						22.632.709,95



CONFORM CU ORIGINALUL

FXB-EXB-900

Treoreria Cluj Napoca

EXTRAS DE CONT
la data: 29.06.2018

Editat la data: 29.06.2018 09:06 PM

Page:5

NR. DOCUMENT	DATA DOC	DATA PLATI	SPITAL CLINIC PNEUMO CLUJ	IBAN PLATITOR/ Nr. referinta banca/treorerie	IBAN PLATITOR/ BENEFICIAR	RO05TREZ2165006XXX025376	COD PLATITOR/ BENEFICIAR	NUME PLATITOR/ BENEFICIAR	DEBIT	CREDIT	COD ANGAJAMENT	INDICATOR ANGAJAMENT	NR. INTERN- EXPLICATII
Sold precedent													
IBBK944983	29.06.2018	29.06.2018	PA6180629716906	RO85INGB0001008148698961	427410	COMPANIA NATIONALA POSTA ROMANA S.	Casa de Sanatate Cluj		,00	5.011,65			TZ216101677046-1780404123133 VALEAN IOAN MARIUS RA TA NR 12 SPITALIZARE.
31177	29.06.2018	29.06.2018	TZ216101473519	RO88TREZ27A660301200109X	11324762				,00	123,51			TZ216101473520-Cap 6605 03 01 Med pers contract F 3347/13 din 29 06 2018
Rulaj zi									,00	323,51			
Total sume									27.568,78	32.903,94			
Sold final									,00	5.335,16			

Intocmit si verificat,




Semnat
Data: 29.06.2018 Ora: 21:17:41
SULAIMAN-ADRIANA CHAIKH

SITUATIA CENTRALIZATOARE A CONTURILOR GESTIONARI LA DATA DE 30-06-2018

Titular:

SPITALUL CLINIC DE PNEUMOFIZIOLOGIE LEON DANIELLO

Orș Unit	Coș Data	desch Dobanda	ir Dobanda	p Sold	Client	Calit Nume	Prenume	IBAN	CNP
Valuta ROL unitatea CLUJ CLUJ-NAPOCA									
##	CLU. 25:	1-Dec-00	4,12	3,71	2664234	GES Homorode	Daniela	RO54RNCB0106026610630001	2.53E+12
##	CLU. 25:	17-Jul-01	2,34	2,11	2665501	GES Nuna	Mihaela	RO05RNCB0106026610630010	2.77E+12
##	CLU. 25:	24-Feb-05	1,36	1,22	2658,53	GES Hodrea	Valeria	RO48RNCB0106026610630012	2.64E+12
##	CLU. 25:	24-Feb-05	1,32	1,19	2557	GES Farcas	Elisabeta	RO21RNCB0106026610630013	2.64E+12
##	CLU. 25:	25-Feb-09	2,28	2,05	5348,68	GES Buze	Adriana Nic	RO10RNCB0106026610630017	2.72E+12
##	CLU. 25:	26-Feb-09	2,72	2,45	5958,43	GES Forna	Eniko	RO80RNCB0106026610630018	2.69E+12
##	CLU. 25:	26-Feb-09	2,28	2,05	5348,63	GES Sipos	Mariana	RO53RNCB0106026610630019	2.71E+12
##	CLU. 25:	26-Feb-09	2,41	2,17	5416,97	GES Useri	Maria	RO26RNCB0106026610630020	2.55E+12
##	CLU. 25:	26-Feb-09	2,01	1,81	4861,82	GES Lupea	Camelia Ali	RO96RNCB0106026610630021	2.75E+12
##	CLU. 25:	26-Feb-09	2,72	2,45	5958,41	GES Pestean	Melania Ek	RO69RNCB0106026610630022	2.74E+12
##	CLU. 25:	19-Aug-13	,95	,85	1617,36	GES Corchis	Daniela Ma	RO15RNCB0106026610630024	2.89E+12
##	CLU. 25:	19-Aug-13	1,84	1,66	3081,77	GES Bordea	Traian	RO85RNCB0106026610630025	1.72E+12
##	CLU. 25:	25-Apr-14	3,77	3,39	10623,46	GES Prècup	Dorel	RO58RNCB0106026610630026	1.55E+12
##	CLU. 25:	5-Feb-15	2,29	2,06	5359,03	GES Minecan	Claudia Sir	RO31RNCB0106026610630027	2.71E+12
##	CLU. 25:	5-Feb-15	4,07	3,66	8308,7	GES Portik	Lucia-Valer	RO04RNCB0106026610630028	2.63E+12
##	CLU. 25:	1-Dec-00	1,35	1,22	2627,86	GES Molnar	Ileana	RO70RNCB0106026610630004	2.61E+12
##	CLU. 25:	17-Jul-01	2,28	2,05	5348,64	GES Zegrean	Crina Floric	RO32RNCB0106026610630009	2.73E+12
Total valuta ROL unitat				40,11	36,1				
Total valuta ROL				40,11	36,1				





la Cluj Napoca EXTRAS DE CONT Editat la data de : 28.12.2017 08:34 pm
 la data : 28.12.2017

SPITALUL CLINIC PNEUMO CLUJ RO12TRZZ165007XXX015694 BPHASDEUnit6 CLUJNAPOCA
 DATA DATA CONT IBANPLATTOR/ COD PLATTOR/ NUME PLATTOR/
 DOC PLATTI CORESPONDENT BENEFICIAR BENEFICIAR BENEFICIAR

28.12.2017 28.12.2017 24F6606012005304 RO43TRZZ24F660601200530X 4354540 SP CLINIC DE
 354540 PNEUMOFITZILOGIE

DEBIT	CREDIT	COD	INDICATOR	NR. REPERINTA- EXPLICATII
.00	.00			
.00	5.721,77			
.00	5.721,77			
.00	5.721,77			

TZ21696433768-Transfer suma
 sponsorizari

**SPITALUL CLINIC DE
PNEUMFTIZIOLOGIE LEON
DANIELOO CLUJ-NAPOCA**
BP HASDEU 6 FN FN FN FN
FN CLUJ-NAPOCA FN CLUJ RO

Client: 0W53584
CUI:4354540

Informatii noi pentru clientii BT

Pentru clientii persoane juridice, ale caror conturi au fost deschise pana la data de 23.03.2018:

Incepand cu 25 mai 2018 se modifica Conditile Generale de Afaceri, document care guverneaza relatia de afaceri dintre banca si clientii nostri.

Documentele sunt disponibile atat in sediile BT, cat si pe site-ul bancii: www.bancatransilvania.ro/CGA-PJ

Fondurile pe care le aveti la Banca Transilvania - sume de pana la 100.000 euro, echivalent in lei - sunt garantate de Fondul de Garantare a Depozitelor Bancare. Mai multe informatii despre garantare si legea aferenta (Nr. 311/2015): www.bancatransilvania.ro/garantarea-depozitelor.

EXTRAS CONT		Numarul: 4	din 25/06/2018	
CONT P13RONCRT00W5358401		Valuta	Cont de disponibil	
Extras numarul 4		RON	Cod IBAN: RO62BTRL01301202W53584XX	
data	Descriere		Debit	Credit
	SOLD ANTERIOR			0.00
25/06/2018	Schimb valutar curs standard SPITALUL CLINIC DE PNEUMFTIZIOLO; CURS SCHIMB: 4.616 REF. P13SVST181760001			15,133.09
25/06/2018	RULAJ ZI		0.00	15,133.09
	SOLD FINAL ZI			15,133.09
25/06/2018	RULAJ TOTAL CONT		0.00	15,133.09
	SOLD FINAL CONT			15,133.09
	TOTAL DISPONIBIL			15,133.09
	din care			
	Fonduri proprii			15,133.09
	Credit neutilizat			0.00

Acest extras de cont este valabil fara semnatura si stampila, putand fi obtinut 24/7 si din aplicatiile de internet (BT24) si mobile banking (mBT24)





**SPITALUL CLINIC DE
PNEUMFTIZIOLOGIE LEON
DANIELOO CLUJ-NAPOCA**
BP HASDEU 6 FN FN FN FN
FN CLUJ-NAPOCA FN CLUJ RO

**Client: 0W53584
CUI:4354540**

Informatii noi pentru clientii BT

Pentru clientii persoane juridice, ale caror conturi au fost deschise pana la data de 23.03.2018:

Incepand cu 25 mai 2018 se modifica Conditile Generale de Afaceri, document care guverneaza relatia de afaceri dintre banca si clientii nostri.

Documentele sunt disponibile atat in sediile BT, cat si pe site-ul bancii: www.bancatransilvania.ro/CGA-PJ

Fondurile pe care le aveti la Banca Transilvania - sume de pana la 100.000 euro, echivalent in lei - sunt garantate de Fondul de Garantare a Depozitelor Bancare. Mai multe informatii despre garantare si legea aferenta (Nr. 311/2015): www.bancatransilvania.ro/garantarea-depozitelor.

EXTRAS CONT		Numarul: 9	din 25/06/2018	
CONT P13EURCRT00W5358401		Valuta	Cont de disponibil	
Extras numarul 9		EUR	Cod IBAN: RO37BTRL01304202W53584XX	
Data	Descriere		Debit	Credit
	SOLD ANTERIOR			3,278.40
25/06/2018	Schimb valutar curs standard SPITALUL CLINIC DE PNEUMFTIZIOLO; CURS SCHIMB: 4.616 CURS 4.616000 RON ECHIVALENT LEI 15,133.09 REF. P13SVST181760001		3,278.40	
25/06/2018	RULAJ ZI		3,278.40	0.00
	SOLD FINAL ZI			0.00
25/06/2018	RULAJ TOTAL CONT		3,278.40	0.00
	SOLD FINAL CONT			0.00
	TOTAL DISPONIBIL			0.00
	din care			
	Fonduri proprii			0.00
	Credit neutilizat			0.00

Acest extras de cont este valabil fara semnatura si stampila, putand fi obtinut 24/7 si din aplicatiile de internet (BT24) si mobile banking (mBT24)



SITUATIA FLUXURILOR DE TREZORERIE

la data de 30.06.2018

Cod 04

-lei-

Denumirea indicatorilor A	Cod rand B	Total 1	Casa in valuta 2	Alte disponibilitati 3
1. Incasari	02	33,138		33,138
3. Numerar net din activitatea operationala (rd. 02-rd.03)	04	33,138		33,138
IV. CRESTEREA (DESCRESTEREA) NETA DE NUMERAR SI ECHIVALENT DE NUMERAR (rd.04+rd.08+rd.12)	13	33,138		33,138
V. NUMERAR SI ECHIVALENT DE NUMERAR LA INCEPUTUL ANULUI	14	58,859		58,859
VI. NUMERAR SI ECHIVALENT DE NUMERAR LA FINELE PERIOADEI (rd.13+14 +15-16)	17	91,997		91,997

NOTA: Coloanale se completeaza astfel:

Col.1 TOTAL - (col.2+col.3+.....n)

Col.2 - ct. 5310402 "Casa în valuta"

Col.3 si urmatoarele - ct. de disponibilitati în lei si în valuta la unitati bancare:(5xxxxxx)

Manager

Director Financiar Contabil

Dr. Muresan Vasile

Ec.Muntean Anca Elena





SP CLINIC DE PNEUMFTIZIOLOGIE LEON I NIELLO -
 Utilizator: Soporan Dorina

Data tiparirii: 09.07.2018

Perioada: 01.06.2018 - 30.06.2018
 Tip note: Note contabile

Stare note: Valide si Nevalide

428.01.01.1 GARANTII MATERIALE

FISA DE CONT

DATA	Document		Rulaje		SOLD	Cont Correspondent	Articol Bugetar	EXPLICATII	Nota
	1	2	Debit	Credit					
	SOLD	AN							
	SUME	PRECED.							
30.06.2018	291		0.00	79,375.69	C 58,858.69				
30.06.2018	320		0.00	415.00	C 79,375.69				
30.06.2018	375		0.00	7,844.00	C 87,634.69	10.01.01	garantii mat luna aprilie	339	
	Rulaje	perioada	0.00	4,362.00	C 91,996.69	10.01.01	garantii mat luna aprilie	339	
	Total	sume	0.00	12,621.00	C 91,996.69	10.01.01	garantii mat luna mai	339	

Perioada : 01.06.2018 30.06.2018
 - Lei noi -

SP CLINIC DE PNEUMOFIZIOLOGIE LEONI NIELLO -

Utilizator: Soporan Dorina

Data tiparirii: 09.07.2018

Perioada: 01.06.2018 - 30.06.2018

Stare note: Valide si Nevalide

Tip note: Note contabile

Perioada : 01.06.2018 30.06.2018

- Lei noi -

FISA DE CONT

550.01.02.01 GARANTII MATERIALE

DATA	Document		Rulaje		SOLD	Cont Correspondent	Articol Bugetar	EXPLICATII	Nota
	1	2	Debit	Credit					
	SOLD	AN							
	SUME	PRECED.			58,858.69				
30.06.2018	291		79,375.69	0.00	79,375.69				
30.06.2018	320		415.00	0.00	79,790.69	428.01.01.1	10.01.01	garantii mat luna aprilie	339
30.06.2018	375		7,844.00	0.00	87,634.69	428.01.01.1	10.01.01	garantii mat luna aprilie	339
	Rulaje	perioada	4,362.00	0.00	91,996.69	428.01.01.1	10.01.01	garantii mat luna mai	339
	Total	sume	12,621.00	0.00					
			91,996.69	0.00	91,996.69				

CONTUL DE EXECUTIE AL INSTITUTIILOR PUBLICE - CHELTUIELI

la data de 30.06.2018

Cod 21 Capitol 6610060105 Subcapitol

-lei-

Denumirea indicatorilor *)	Cod indicator	Credite de angajament	Credite bugetare		Angajamente bugetare	Angajamente legale	Plati efectuate	Angajamente legale de platit	Cheltuieli efective
			initiale	definitive					
A	B	1	2	3	4	5	6	7=5-6	8
TOTAL CHELTUIELI(SECTIUNEA DE FUNCTIONARE+SECTIUNEA DE DEZVOLTARE)			62,580,750	40,284,160	23,288,129	23,288,129	22,632,710	655,419	24,727,468
SECTIUNEA DE FUNCTIONARE (cod 01+79+85)	F		62,049,750	39,753,160	22,975,657	22,975,657	22,406,631	569,026	24,483,361
CHELTUIELI CURENTE (10+20+30+40+50+51SF+55SF+57+59)	01F		62,049,750	39,753,160	22,975,657	22,975,657	22,406,631	569,026	24,483,361
TITLUL I CHELTUIELI DE PERSONAL (cod 10.01 la 10.03)	10		50,702,440	31,948,160	18,593,432	18,593,432	18,593,432		20,050,228
Cheltuieli salariale in bani (cod 10.01.01+10.01.03 la 10.01.08 +10.01.10 la 10.01.16 +10.01.30)	1001		47,674,370	29,876,840	17,352,749	17,352,749	17,352,749		19,102,663
Salarii de baza	100101		28,576,200	18,727,930	11,508,448	11,508,448	11,508,448		12,394,430
Sporuri pentru conditii de munca	100105		13,280,710	8,433,910	4,088,289	4,088,289	4,088,289		4,747,720
Alte sporuri	100106		1,870,000	1,150,000	663,445	663,445	663,445		632,275
Ore suplimentare	100107		200,000	150,000	49,402	49,402	49,402		48,272
Prima de vacanta	100109		603,200						
Fond aferent platii cu ora	100111		980,000	565,000	393,269	393,269	393,269		399,439
Indemnizatii de hrana	100117		1,444,260	795,000	594,896	594,896	594,896		709,160
Alte drepturi salariale in bani	100130		720,000	55,000	55,000	55,000	55,000		171,367
Cheltuieli salariale in natura (cod 10.02.01 la 10.02.06+10.02.30)	1002		676,570	574,820	74,820	74,820	74,820		74,820
Tichete de masa	100201		74,820	74,820	74,820	74,820	74,820		74,820
Tichete de vacanta	100206		601,750	500,000					
Contributii (cod 10.03.01 la 10.03.06)	1003		2,351,500	1,496,500	1,165,863	1,165,863	1,165,863		872,745
Contributii de asigurari sociale de stat	100301		1,144,000	724,000	712,555	712,555	712,555		458,882

A	B	1	2	3	4	5	6	7=5-6	8
Contributii de asigurari de somaj	100302		20,000	20,000	8,539	8,539	8,539		
Contributii de asigurari sociale de sanatate	100303		136,000	131,000	89,634	89,634	89,634		
Contributii de asigurari pentru accidente de munca si boli profesionale	100304		5,500	5,500	4,828	4,828	4,828		
Contributii pentru concedii si indemnizatii	100306		16,000	16,000	15,264	15,264	15,264		
Contributia asiguratorie pentru munca	100307		1,005,000	585,000	335,043	335,043	335,043		413,863
Contributii plătite de angajator in numele angajatului	100308		25,000	15,000					
TITLUL II BUNURI SI SERVICII (cod 20.01 la 20.06+20.09 la 20.16+20.18 la 20.25+20.27+20.30)	20		9,285,360	6,655,000	3,917,895	3,917,895	3,348,869	569,026	3,960,757
Bunuri si servicii (cod 20.01.01 la 20.01.09+20.01.30)	2001		3,883,000	2,775,000	1,871,305	1,871,305	1,625,429	245,876	1,827,345
Furnituri de birou	200101		240,000	160,000	48,673	48,673	45,171	3,502	48,283
Materiale pentru curatenie	200102		240,000	150,000	73,385	73,385	57,444	15,941	70,061
Incalzit, iluminat si forta motrica	200103		600,000	400,000	331,948	331,948	331,948		332,090
Apa, canal si salubritate	200104		105,000	75,000	52,746	52,746	52,746		52,420
Carburanti si lubrifianti	200105		28,000	20,000	6,796	6,796	5,798	998	5,897
Piese de schimb	200106		430,000	270,000	150,685	150,685	99,804	50,881	158,257
Transport	200107		65,000	50,000	9,747	9,747	9,747		8,636
Posta, telecomunicatii, radio, tv, internet	200108		75,000	50,000	27,652	27,652	27,652		27,108
Materiale si prestari de servicii cu caracter functional	200109		1,250,000	1,000,000	764,600	764,600	658,284	106,316	762,712
Alte bunuri si servicii pentru intretinere si functionare	200130		850,000	600,000	405,073	405,073	336,835	68,238	361,881
Reparatii curente	2002		270,000	200,000	34,416	34,416	31,713	2,703	35,007
Hrana (cod 20.03.01+20.03.02)	2003		650,000	500,000	238,048	238,048	205,423	32,625	248,781
Hrana pentru oameni	200301		650,000	500,000	238,048	238,048	205,423	32,625	248,781
Medicamente si materiale sanitare (cod 20.04.01 la 20.04.04)	2004		3,522,360	2,395,000	1,558,315	1,558,315	1,288,737	269,578	1,794,157
Medicamente	200401		1,542,360	900,000	655,766	655,766	543,577	112,189	806,234
Materiale sanitare	200402		580,000	450,000	281,532	281,532	235,232	46,300	289,496
Reactivi	200403		1,150,000	850,000	557,561	557,561	452,862	104,699	630,737
Dezinfectanti	200404		250,000	195,000	63,456	63,456	57,066	6,390	67,690
Bunuri de natura obiectelor de inventar (cod 20.05.01+20.05.03+20.05.30)	2005		435,000	335,000	159,185	159,185	142,250	16,935	
Uniforme si echipament	200501		15,000	15,000					
Lenjerie si accesorii de pat	200503		20,000	20,000	16,339	16,339	16,339		
Alte obiecte de inventar	200530		400,000	300,000	142,846	142,846	125,911	16,935	

A	B	1	2	3	4	5	6	7=5-6	8
Deplasari, detasari, transferari (cod 20.06.01+20.06.02)	2006		31,000	25,000	2,026	2,026	2,026		1,916
Deplasari interne, detasari, transferari	200601		31,000	25,000	2,026	2,026	2,026		1,916
Materiale de laborator	2009		90,000	70,000	8,225	8,225	7,392	833	7,652
Carti, publicatii si materiale documentare	2011		68,000	60,000	2,461	2,461	2,461		2,461
Pregatire profesionala	2013		35,000	35,000	6,983	6,983	6,983		6,983
Protectia muncii	2014		75,000	55,000	18,476	18,476	18,000	476	18,000
Alte cheltuieli (cod 20.30.01 la 20.30.04+20.30.06+20.30.07+20.30.09+20.30.30)	2030		226,000	205,000	18,455	18,455	18,455		18,455
Reclama si publicitate	203001		23,000	20,000	737	737	737		737
Prime de asigurare non-viata	203003		38,000	35,000	3,446	3,446	3,446		3,424
Alte cheltuieli cu bunuri si servicii	203030		165,000	150,000	14,272	14,272	14,272		14,294
TITLUL XI ALTE CHELTUIELI (cod 59.01+59.02+59.08+59.11+59.12+59.15+59.17+59.20+59.22+59.25+59.30+59.35)	59		2,061,950	1,150,000	464,330	464,330	464,330		472,376
Burse	5901		1,731,950	970,000	320,296	320,296	320,296		320,296
Sume aferente persoanelor cu handicap neincadrate	5940		330,000	180,000	144,034	144,034	144,034		152,080
SECTIUNEA DE DEZVOLTARE (cod 51+55+56+58+70+81+85)	D		531,000	531,000	312,472	312,472	226,079	86,393	244,107
CHELTUIELI DE CAPITAL ((cod 71+72+75)	70		531,000	531,000	312,472	312,472	226,079	86,393	244,107
TITLUL XIII ACTIVE NEFINANCIARE (cod 71.01 + 71.03)	71		531,000	531,000	312,472	312,472	226,079	86,393	244,107
Active fixe (cod 71.01 la 71.01.03+71.01.30)	7101		128,800	128,800	86,393	86,393		86,393	244,107
Masini, echipamente si mijloace de transport	710102		128,800	128,800	86,393	86,393		86,393	226,629
Mobilier, aparatura birou si alte active corporale	710103								17,478
Reparatii capitale aferente activelor fixe	7103		402,200	402,200	226,079	226,079	226,079		
A. CHELTUIELILE CURENTE (10+20+30+40+50+51+55+56+58+57+59)	01		62,049,750	39,753,160	22,975,657	22,975,657	22,406,631	569,026	24,483,361

NOTA: Sumele inscrise in col. 5 "Plati efectuate " cu semnul minus la art. 85, art. 85.01 "Plati efectuate din anii precedenti si recuperate in anul curent", se inscriu si pe col. 3 "Angajamente bugetare" si col. 4 "Angajamente legale" la acelasi cod tot cu semnul minus , astfel incat in col. 6 "Angajamente legale de platit" sa nu fie raportate sume.

Manager

Dr. Muresan Vasile



Director Financiar Contabil

Ec.Muntean Anca Elena

A handwritten signature in blue ink, corresponding to the name Ec. Muntean Anca Elena.

CONTUL DE EXECUTIE

A BUGETULUI INSTITUTIILOR PUBLICE SI ACTIVITATILOR FINANTATE INTEGRAL SAU PARTIAL DIN VENITURI PROPRII (DE SUBORDONARE LOCALA) -VENITURI

la data de 30.06.2018

Cod 20

Denumirea indicatorilor	Cod indicator	Prevederi bugetare		Drepturi constatate			Incasari realizate	Stingeri pe alte cai decat incasari	Drepturi constatate de incasat	
		initiale	definitive	Total, din care:	din anii precedenti					din anul curent
					3=4+5	4				
A	B	1	2	3=4+5	4	5	6	7	8=3-6-7	
TOTAL VENITURI (cod 00.02+00.15+00.16+00.17+45.10+48.10)	000110	60,400,560	29,316,500	24,213,470		24,213,470	24,213,470			
I. VENITURI CURENTE (cod 00.03+00.12)	0002	51,113,060	24,532,000	16,961,373		16,961,373	16,961,373			
C. VENITURI NEFISCALE (cod 00.13+00.14)	2900	51,113,060	24,532,000	16,961,373		16,961,373	16,961,373			
C1. VENITURI DIN PROPRIETATE (cod 30.10+31.10)	3000	3,800	2,000	900		900	900			
Venituri din proprietate (cod 30.10.05+30.10.09+30.10.50)	3010	3,800	2,000	900		900	900			
Venituri din concesiuni si inchirieri (cod 30.10.05.30)	301005	3,800	2,000	900		900	900			
Alte venituri din concesiuni si inchirieri de catre institutiile publice	30100530	3,800	2,000	900		900	900			
C2. VANZARI DE BUNURI SI SERVICII (cod 33.10+34.10+35.10+36.10+37.10)	3300	51,109,260	24,530,000	16,960,473		16,960,473	16,960,473			
Venituri din prestari de servicii si alte activitati (cod 33.10.05+33.10.08+33.10.09+33.10.13+ 33.10.14+ 33.10.16+33.10.17+33.10.19 la 33.10.21+33.10.30 la 33.10.32+33.10.50)	3310	51,031,260	24,490,000	16,944,533		16,944,533	16,944,533			
Venituri din prestari de servicii	331008	1,479,460	790,000	387,287		387,287	387,287			
Venituri din contractele incheiate cu casele de asigurari sociale de sanatate	331021	24,800,000	11,800,000	7,890,719		7,890,719	7,890,719			
Venituri din contractele incheiate cu directiile de sanatate publica din sume alocate de la bugetul de stat	331030	23,600,000	11,200,000	8,287,999		8,287,999	8,287,999			
Venituri din contractele incheiate cu directiile de sanatate publica din sume alocate din veniturile proprii ale Ministerului Sanatatii	331031	1,151,800	700,000	378,528		378,528	378,528			
Diverse venituri (cod 36.10.04+36.10.32+36.10.50)	3610	18,000	10,000	5,940		5,940	5,940			
Alte venituri	361050	18,000	10,000	5,940		5,940	5,940			

-lei-

A	B	1	2	3=4+5	4	5	6	7	8=3-6-7
Transferuri voluntare, altele decat subventiile (cod 37.10.01+37.10.03+37.10.04+37.10.50)	3710	60,000	30,000	10,000		10,000	10,000		
Donatii si sponsorizari	371001	60,000	30,000	10,000		10,000	10,000		
Varsaminte din sectiunea de functionare pentru finantarea sectiunii de dezvoltare a bugetului local (cu semnul minus)	371003			-204,879		-204,879	-204,879		
Varsaminte din sectiunea de functionare	371004			204,879		204,879	204,879		
II.VENITURI DIN CAPITAL (cod 39.10)	0015	6,500	3,500	27		27	27		
Venituri din valorificarea unor bunuri (cod 39.10.01+39.10.50)	3910	6,500	3,500	27		27	27		
Alte venituri din valorificarea unor bunuri	391050	6,500	3,500	27		27	27		
III.OPERATIUNI FINANCIARE (cod 40.10+41.10)	0016								
Alte operatiuni financiare(cod.41.10.06 + 41.10.11)	4110			943,000		943,000	943,000		
Sume din excedentul anului precedent pentru acoperirea golurilor temporare de casa	411006			943,000		943,000	943,000		
IV. SUBVENTII (cod 00.18)	4100	9,281,000	4,781,000	6,309,070		6,309,070	6,309,070		
SUBVENTII DE LA ALTE NIVELE ALE ADMINISTRATIEI PUBLICE (cod 42.10+43.10)	0018	181,000	181,000	22,649		22,649	22,649		
Subventii de la alte administratii (cod43.10.09+43.10.10+43.10.14 la 43.10.17+43.10.19 + 43.10.25 la 43.10.27+43.10.31+43.10.32+43.10.33+43.10.35)	4310	9,281,000	4,781,000	6,309,070		6,309,070	6,309,070		
Subventii din bugetele locale pentru finantarea cheltuielilor de capital in domeniul sanatatii	431014	181,000	181,000	22,649		22,649	22,649		
Subventii din bugetul Fondului national unic de asigurari sociale de sanatate pentru acoperirea cresterilor salariale	431033	9,100,000	4,600,000	6,286,421		6,286,421	6,286,421		
VENITURILE SECTIUNII DE FUNCTIONARE (cod 00.02+00.16+00.17) - TOTAL	000110	60,213,060	29,132,000	23,985,915		23,985,915	23,985,915		
I. VENITURI CURENTE (cod 00.03+00.12)	0002	51,113,060	24,532,000	16,756,494		16,756,494	16,756,494		
C. VENITURI NEFISCALE (cod 00.13+00.14)	2900	51,113,060	24,532,000	16,756,494		16,756,494	16,756,494		
C1. VENITURI DIN PROPRIETATE (cod 30.10 +31.10)	3000	3,800	2,000	900		900	900		
Venituri din proprietate (cod 30.10.05+30.10.08+30.10.09+30.10.50)	3010	3,800	2,000	900		900	900		
Venituri din concesiuni si inchirieri (cod 30.10.05.30)	301005	3,800	2,000	900		900	900		
Alte venituri din concesiuni si inchirieri de catre institutiile publice	30100550	3,800	2,000	900		900	900		
C2. VANZARI DE BUNURI SI SERVICII (cod 33.10+34.10+35.10+36.10+37.10)	3300	51,109,260	24,530,000	16,755,594		16,755,594	16,755,594		
Venituri din prestari de servicii si alte activitati (cod33.10.05+33.10.08+33.10.09+33.10.13+ 33.10.14 +33.10.16+33.10.17 +33.10.19 la 33.10.21+33.10.30 la 33.10.32+33.10.50)	3310	51,031,260	24,490,000	16,944,533		16,944,533	16,944,533		

A	B	1	2	3=4+5	4	5	6	7	8=3-6-7
Venituri din prestari de servicii	331008	1,479,460	790,000	387,287		387,287	387,287		
Venituri din contractele incheiate cu casele de asigurari sociale de sanatate	331021	24,800,000	11,800,000	7,890,719		7,890,719	7,890,719		
Venituri din contractele incheiate cu directiile de sanatate publica din sume alocate de la bugetul de stat	331030	23,600,000	11,200,000	8,287,999		8,287,999	8,287,999		
Venituri din contractele incheiate cu directiile de sanatate publica din sume alocate din veniturile proprii ale Ministerului Sanatatii	331031	1,151,800	700,000	378,528		378,528	378,528		
Diverse venituri (cod 36.10.04+36.10.32+36.10.50)	3610	18,000	10,000	5,940		5,940	5,940		
Alte venituri	361050	18,000	10,000	5,940		5,940	5,940		
Transferuri voluntare, altele decât subventiile (cod 37.10.01+37.10.03+37.10.50)	3710	60,000	30,000	-194,879		-194,879	-194,879		
Donatii si sponsorizari	371001	60,000	30,000	10,000		10,000	10,000		
Varsaminte din sectiunea de functionare pentru finantarea sectiunii de dezvoltare a bugetului local (cu semnul minus)	371003			-204,879		-204,879	-204,879		
III. OPERATIUNI FINANCIARE (cod 40.10+41.10)	0016			943,000		943,000	943,000		
Alte operatiuni financiare(cod 41.10.06 + 41.10.11)	4110			943,000		943,000	943,000		
Sume din excedentul anului precedent pentru acoperirea golurilor temporare de casa	411006			943,000		943,000	943,000		
IV. SUBVENTII (cod 00.18)	4100	9,100,000	4,600,000	6,286,421		6,286,421	6,286,421		
SUBVENTII DE LA ALTE NIVELE ALE ADMINISTRATIEI PUBLICE (cod 42.10+43.10)	0018	9,100,000	4,600,000	6,286,421		6,286,421	6,286,421		
Subventii de la alte administratii (cod 43.10.09+43.10.10 +43.10.15+43.10.33+43.10.35)	4310	9,100,000	4,600,000	6,286,421		6,286,421	6,286,421		
Subventii din bugetul Fondului national unic de asigurari sociale de sanatate pentru acoperirea cresterilor salariale	431033	9,100,000	4,600,000	6,286,421		6,286,421	6,286,421		
VENITURILE SECTIUNII DE DEZVOLTARE (cod 00.02+00.15+00.16+00.17+45.10+48.10) - TOTAL	000110	187,500	184,500	227,555		227,555	227,555		
I. VENITURI CURENTE (cod 00.12)	0002								
C. VENITURI NEFISCALE (cod 00.14)	2900			204,879		204,879	204,879		
C2. VANZARI DE BUNURI SI SERVICII (cod 36.10+37.10)	3300			204,879		204,879	204,879		
Transferuri voluntare, altele decât subventiile (cod 37.10.04)	3710			204,879		204,879	204,879		
Varsaminte din sectiunea de functionare	371004			204,879		204,879	204,879		
II.VENITURI DIN CAPITAL (cod 39.10)	0015	6,500	3,500	27		27	27		
Venituri din valorificarea unor bunuri (cod 39.10.01+39.10.50)	3910	6,500	3,500	27		27	27		
Alte venituri din valorificarea unor bunuri	391050	6,500	3,500	27		27	27		
IV. SUBVENTII (cod 00.18)	4100	181,000	181,000	22,649		22,649	22,649		
SUBVENTII DE LA ALTE NIVELE ALE ADMINISTRATIEI PUBLICE (cod 42.10+43.10)	0018	181,000	181,000	22,649		22,649	22,649		

A	B	1	2	3=4+5	4	5	6	7	8=3-6-7
Subventii de la alte administratii (cod 43.10.14+43.10.16+43.10.17+43.10.19 + 43.10.25 la 43.10.27+43.10.31+43.10.32+43.10.35)	4310	181,000	181,000	22,649		22,649	22,649		
Subventii din bugetele locale pentru finantarea cheltuielilor de capital in domeniul sanatatii	431014	181,000	181,000	22,649		22,649	22,649		

Manager

Dr. Muresan Vasile



Director Financiar Contabil

Ec. Muntean Anca Elena

CONTUL DE EXECUTIE
A BUGETULUI INSTITUTIILOR PUBLICE SI ACTIVITATILOR FINANTATE INTEGRAL SAU PARTIAL DIN VENITURI PROPRII (DE SUBORDONARE LOCALA) -CHELTUIELI

la data de 30.06.2018

Cod 21

Denumirea indicatorilor *)	Cod indicator	Credite de angajament	Credite bugetare		Angajamente bugetare	Angajamente legale	Plati efectuate	Angajamente legale de platit	Cheltuieli efective
			initiale	definitive					
A	B	1	2	3	4	5	6	7=5-6	8
TOTAL CHELTUIELI - SECTIUNEA DE FUNCTIONARE + SECTIUNEA DE DEZVOLTARE (cod 50.10+59.10+63.10+70.10+74.10+79.10)	4910		62.580,750	40,284,160	23,288,129	23,288,129	22,632,710	655,419	24,727,468
Partea III-a CHELTUIELI SOCIAL-CULTURALE (cod 65.10+66.10+67.10+68.10)	6310		62.580,750	40,284,160	23,288,129	23,288,129	22,632,710	655,419	24,727,468
Sanatate (66.10.06+66.10.08+66.10.50)	6610		62.580,750	40,284,160	23,288,129	23,288,129	22,632,710	655,419	24,727,468
Servicii medicale in unitati sanitare cu paturi (cod 66.10.06.01+66.10.06.03)	661006		62.580,750	40,284,160	23,288,129	23,288,129	22,632,710	655,419	24,727,468
Spitale generale	66100601		62.580,750	40,284,160	23,288,129	23,288,129	22,632,710	655,419	24,727,468
CHELTUIELILE SECTIUNII DE FUNCTIONARE (cod 50.10+59.10+63.10+70.10+74.10+79.10)	4910		62.580,750	40,284,160	23,288,129	23,288,129	22,632,710	655,419	24,727,468
Partea III-a CHELTUIELI SOCIAL-CULTURALE (cod 65.10+66.10+67.10+68.10)	6310		62.580,750	40,284,160	23,288,129	23,288,129	22,632,710	655,419	24,727,468
Sanatate (66.10.06+66.10.08+66.10.50)	6610		62.580,750	40,284,160	23,288,129	23,288,129	22,632,710	655,419	24,727,468
Servicii medicale in unitati cu paturi (cod 66.10.06.01+66.10.06.03)	661006		62.580,750	40,284,160	23,288,129	23,288,129	22,632,710	655,419	24,727,468
Spitale generale	66100601		62.580,750	40,284,160	23,288,129	23,288,129	22,632,710	655,419	24,727,468

Manager

Dr. Muresan Vasile



Director Financiar Contabil

Ec. Muntean Anca Elena



CONT DE EXECUTIE AL INSTITUTIEI PUBLICE - CHELTUIELI

Perioada: 01.01.2018 - 30.06.2018

Art.bug.: Selectie multipla

Cont disp.: Selectie multipla

Art.bug.:10,10.01,10.01.01,10.01.02,10.01.03,10.01.04,10.01.05,10.01.06,10.01.07,10.01.08,10.01.09,10.01.11,10.01.13,10.01.14,
10.01.17,10.01.30,10.02,10.02.01,10.02.06,10.03,10.03.01,10.03.02,10.03.03,10.03.04,10.03.06,10.03.07,10
.03.08,20,20.01,20.01.01,20.01.02,20.01.03,20.01.04,20.01.05,20.01.06,20.01.07,20.01.08,20.01.09,20.01.09.1,20.01.09.2,20.01.0
9.3,20.01.09.4,20.01.09.5,20.01.09.6,20.01.09.7,20.01.09.9,20.01.30,20.02,20.03,20.03.01,20.03.02,20.04,20.04.01,20.04.02,20.0
4.03,20.04.04,20.05,20.05.01,20.05.03,20.05.30,20.06,20.06.01,20.09,20.11,20.13,20.14,20.27,20.30,20.30.01,20.30.02,20.30.03,2
0.30.04,20.30.30,59,59.01,59.01.59.40,70,70.01,70.01.01,70.01.02,70.01.03,70.01.04,70.01.30,71,71.01,71.01.01,71.01.02,71.01.
03,71.01.04,71.01.30,71.03

Cont disp.:770,770.00,770.00.00,770.00.00.001,770.00.00.005,770.00.00.006

Nr rd	Denumirea indicatorilor	Cod	Credite bugetare		Angajamente bugetare	Angajamente legale	Plati efectuate	Angajamente legale de platit	Cheltuieli efective
			anuale	trimestriale cumulate					
A	B	C	1	2	3	4	5	6=4-5	7
20.	CONTRIBUTIA PLATITA DE ANGAJATOR IN NUMELE ANGAJAT	10.03.08	15,000.00	15,000.00	0.00	0.00	0.00	0.00	0.00
21.	TITLUL H BUNURI SI SERVICII	20	6,655,000.00	6,655,000.00	3,917,896.03	3,917,896.03	3,348,869.26	569,026.77	3,960,756.82
22.	BUNURI SI SERVICII	20.01	2,775,000.00	2,775,000.00	1,871,305.04	1,871,305.04	1,625,428.66	245,876.38	1,827,345.04
23.	FURNITURI DE BIROU	20.01.01	160,000.00	160,000.00	48,672.70	48,672.70	45,171.04	3,501.66	48,283.17
24.	MATERIALE PENTRU CURATENIE	20.01.02	150,000.00	150,000.00	73,385.36	73,385.36	57,443.90	15,941.46	70,061.36
25.	INCALZIT, ILLUMINAT SI FORTA MOTRICA	20.01.03	400,000.00	400,000.00	331,947.70	331,947.70	331,947.70	0.00	332,089.53
26.	APA, CANAL SI SALUBRITATE	20.01.04	75,000.00	75,000.00	52,745.93	52,745.93	52,745.93	0.00	52,420.11
27.	CARBURANTI LUBRIFIANTI	20.01.05	20,000.00	20,000.00	6,796.40	6,796.40	5,797.63	998.77	5,896.68
28.	PIESE DE SCHIMB	20.01.06	270,000.00	270,000.00	150,685.06	150,685.06	99,804.23	50,880.83	158,257.02
29.	TRANSPORT	20.01.07	50,000.00	50,000.00	9,747.23	9,747.23	9,747.23	0.00	8,635.91
30.	POSTA, TELECOMUNICATI, RADIO, TV, INTERNET	20.01.08	50,000.00	50,000.00	27,652.13	27,652.13	27,652.13	0.00	27,108.16
31.	MATERIALE SI PRESTARI DE SERVICII CU CARACTER FUNC	20.01.09	1,000,000.00	1,000,000.00	764,599.82	764,599.82	658,284.09	106,315.73	762,711.83
32.	INTRETINERE, REPARARE MILOACE TRANSPORT	20.01.09.1	34.00	34.00	33.01	33.01	33.01	0.00	33.01
33.	PROCURARE, TIPARIRE IMPRIMATE MEDICALE	20.01.09.2	15,062.00	15,062.00	14,914.48	14,914.48	11,061.26	3,853.22	12,468.38
34.	MATERIALE PT. DEZINSECTIE, DERATIZARE	20.01.09.3	336.00	336.00	335.39	335.39	335.39	0.00	567.44
35.	CHELT. PRESTARI SERVICII(ASCUTIT BISTURIE, ETC)	20.01.09.6	1,476.00	1,476.00	1,428.00	1,428.00	476.00	952.00	1,754.06
36.	ALTE BUNURI SI SERVICII PENTRU ÎNȚETINERE SI FUNC	20.01.30	600,000.00	600,000.00	405,072.71	405,072.71	336,834.78	68,237.93	361,881.27

- Lei noi -

CONT DE EXECUTIE AL INSTITUTIEI PUBLICE - CHELTUIELI

Perioada: 01.01.2018 - 30.06.2018 Art.bug.: Selectie multipla
 Cont disp.: Selectie multipla
 Art.bug.:10,10.01,10.01.01,10.01.02,10.01.03,10.01.04,10.01.05,10.01.06,10.01.07,10.01.08,10.01.09,10.01.11,10.01.13,10.01.14,
 10.01.17,10.01.30,10.02,10.02.01,10.02.06,10.03,10.03.01,10.03.02,10.03.03,10.03.04,10.03.06,10.03.07,10
 .03.08,20,20.01,20.01.01,20.01.02,20.01.03,20.01.04,20.01.05,20.01.06,20.01.07,20.01.08,20.01.09,20.01.09.1,20.01.09.2,20.01.0
 9.3,20.01.09.4,20.01.09.5,20.01.09.6,20.01.09.7,20.01.09.9,20.01.30,20.02,20.03,20.03.01,20.03.02,20.04,20.04.01,20.04.02,20.0
 4.03,20.04.04,20.05,20.05.01,20.05.03,20.05.30,20.06,20.06.01,20.09,20.11,20.13,20.14,20.27,20.30,20.30.01,20.30.02,20.30.03,2
 0.30.04,20.30.30,59,59.01,59.01.,59.40,70,70.01,70.01.01,70.01.02,70.01.03,70.01.04,70.01.30,71,71.01,71.01.01,71.01.02,71.01.03,
 03,71.01.04,71.01.30,71.03

Cont disp.:770,770.00,770.00.00,770.00.00.001,770.00.00.005,770.00.00.006

Nr rd	Denumirea indicatorilor	Cod	Credite bugetare		Angajamente bugetare	Angajamente legale	Plati efectuate	Angajamente legale de platit	Cheltuieli efective
			anuale	trimestriale cumulate					
A	B	C	1	2	3	4	5	6=4-5	7
37.	REPARATII CURENTE	20.02	200,000.00	200,000.00	34,415.51	34,415.51	31,713.16	2,702.35	35,007.52
38.	HRANA	20.03	500,000.00	500,000.00	238,048.19	238,048.19	205,422.89	32,625.30	248,780.63
39.	HRANA PENTRU OAMENI	20.03.01	500,000.00	500,000.00	238,048.19	238,048.19	205,422.89	32,625.30	248,780.63
40.	MEDICAMENTE.SI MATERIALE SANITARE	20.04	2,395,000.00	2,395,000.00	1,558,315.55	1,558,315.55	1,288,737.05	269,578.50	1,794,156.93
41.	MEDICAMENTE	20.04.01	900,000.00	900,000.00	655,765.93	655,765.93	543,577.05	112,188.88	806,234.33
42.	MATERIALE SANITARE	20.04.02	450,000.00	450,000.00	281,532.16	281,532.16	235,231.93	46,300.23	289,495.74
43.	REACTIVI	20.04.03	850,000.00	850,000.00	557,561.49	557,561.49	452,862.40	104,699.09	630,736.59
44.	DEZINFECTANTI	20.04.04	195,000.00	195,000.00	63,455.97	63,455.97	57,065.67	6,390.30	67,690.27
45.	BUNURI DE NATURA OBIECTELOR DE INVENTAR	20.05	335,000.00	335,000.00	159,185.15	159,185.15	142,249.91	16,935.24	-0.02
46.	UNIFORME SI ECHIPAMENT	20.05.01	15,000.00	15,000.00	0.00	0.00	0.00	0.00	0.00
47.	LENJERIE SI ACCESORII DE PAT	20.05.03	20,000.00	20,000.00	16,338.70	16,338.70	16,338.70	0.00	0.00
48.	ALTE OBIECTE DE INVENTAR	20.05.30	300,000.00	300,000.00	142,846.45	142,846.45	125,911.21	16,935.24	-0.02
49.	DEPLASARI	20.06	25,000.00	25,000.00	2,026.00	2,026.00	2,026.00	0.00	1,916.00
50.	DEPLASARI IN TARA	20.06.01	25,000.00	25,000.00	2,026.00	2,026.00	2,026.00	0.00	1,916.00
51.	MATERIALE DE LABORATOR	20.09	70,000.00	70,000.00	8,225.11	8,225.11	7,392.11	833.00	7,651.67
52.	CARTI, PUBLICATII SI MATERIALE DOCUMENTARE	20.11	60,000.00	60,000.00	2,461.00	2,461.00	2,461.00	0.00	2,461.00
53.	PREGATIRE PROFESIONALA	20.13	35,000.00	35,000.00	6,983.23	6,983.23	6,983.23	0.00	6,983.23
54.	PROTECTIA MUNCH	20.14	55,000.00	55,000.00	18,476.00	18,476.00	18,000.00	476.00	18,000.00
55.	ALTE CHELTUIELI	20.30	205,000.00	205,000.00	18,455.25	18,455.25	18,455.25	0.00	18,454.82
56.	RECLAMA SI PUBLICITATE	20.30.01	20,000.00	20,000.00	737.00	737.00	737.00	0.00	737.00

CONT DE EXECUTIE AL INSTITUTIEI PUBLICE - CHELTUIELI

Perioada: 01.01.2018 - 30.06.2018

Art.bug.: Selectie multipla

Cont disp.: Selectie multipla
Art.bug.:10,10.01,10.01.01,10.01.02,10.01.03,10.01.04,10.01.05,10.01.06,10.01.07,10.01.08,10.01.09,10.01.11,10.01.13,10.01.14,
10.01.17,10.01.30,10.02,10.02.01,10.02.06,10.03,10.03.01,10.03.02,10.03.03,10.03.04,10.03.05,10.03.06,10.03.07,10
.03.08,20,20.01,20.01.01,20.01.02,20.01.03,20.01.04,20.01.05,20.01.06,20.01.07,20.01.08,20.01.09,20.01.09.1,20.01.09.2,20.01.0
9.3,20.01.09.4,20.01.09.5,20.01.09.6,20.01.09.7,20.01.09.9,20.01.30,20.02,20.03,20.03.01,20.03.02,20.04,20.04.01,20.04.02,20.0
4.03,20.04.04,20.05,20.05.01,20.05.03,20.05.30,20.06,20.06.01,20.09,20.11,20.13,20.14,20.27,20.30,20.30.01,20.30.02,20.30.03,2
0.30.04,20.30.30,59,59.01,59.01.,59.40,70,70.01,70.01.01,70.01.02,70.01.03,70.01.04,70.01.30,71,71.01,71.01.01,71.01.02,71.01.
03,71.01.04,71.01.30,71.03

Cont disp.:770,770.00,770.00.00,770.00.00.001,770.00.00.005,770.00.00.006

Nr rd	Denumirea indicatorilor	Cod	Credite bugetare		Angajamente bugetare	Angajamente legale	Plati efectuate	Angajamente legale de platit	Cheltuieli efective
			anuale	trimestriale cumulate					
A	B	C	1	2	3	4	5	6=4-5	7
57.	PRIME DE ASIGURARE NON-VIATA	20.30.03	35,000.00	35,000.00	3,446.59	3,446.59	3,446.59	0.00	3,423.70
58.	ALTE CHELTUIELI CU BUNURI SI SERVICII	20.30.30	150,000.00	150,000.00	14,271.66	14,271.66	14,271.66	0.00	14,294.12
59.	ALTE CHELTUIELI	59	1,150,000.00	1,150,000.00	464,330.00	464,330.00	464,330.00	0.00	472,376.00
60.	ALTE CHELTUIELI	59.01	970,000.00	970,000.00	320,296.00	320,296.00	320,296.00	0.00	320,296.00
61.	FOND DE HANDICAP	59.40	180,000.00	180,000.00	144,034.00	144,034.00	144,034.00	0.00	152,080.00
62.	TITLUL X ACTIVE NEFINANCIARE	71	531,000.00	531,000.00	312,471.50	312,471.50	226,078.69	86,392.81	244,107.14
63.	ACTIVE FIXE (INCLUSIV REPARATII CAPITALE)	71.01	128,800.00	128,800.00	86,392.81	86,392.81	0.00	86,392.81	244,107.14
64.	INSTALATII TEHNICE, NIDLOACE TRANSPORT, ANIMALE	71.01.02	128,800.00	128,800.00	86,392.81	86,392.81	0.00	86,392.81	226,629.00
65.	MOBILIER, APARTATURA BIROTICA SI ALTE VALORI	71.01.03	0.00	0.00	0.00	0.00	0.00	0.00	17,478.14
66.	REPARATII CAPITALE AFERENTE ACTIVEIOR FIXE	71.03	402,200.00	402,200.00	226,078.69	226,078.69	226,078.69	0.00	0.00
	Total		40,284,160.00	40,284,160.00	23,288,129.53	23,288,129.53	22,632,709.95	655,419.58	24,727,467.96

- Lei noi -



[Handwritten signature]

DIRECTOR FINANCIAR CONTABIL
EC. ANCA ELENA MUNTEAN

[Handwritten signature]

SITUAȚIA
PRIVIND EXERCITIUL CONTROLULUI FINANCIAR PREVENTIV
PENTRU TRIMESTRUL II 2018
IN MII LEI

0.0

NR. CURENT	OPERAT CU EFECT FINANCIAR ASUP. FONDURILOR PUBL SAU PATR.PUBLIC	CORESP. COL.1 CADRU GEN.	TOTAL OPERATIUNI		din care: REFUZATE LA VIZA		din care: NEEFFECT. REFUZ LA VIZA	
			NR. OPERATIUNI	VAL. MII LEI	NR. OPERATIUNI	VAL. MII LEI	NR. OPERATIUNI	VAL. MII LEI
1	TOTAL (rd.1+2+3+4+5+6+7+8+9)		1,914.00	68,816.71	0.00	0.00	0.00	0.00
	Desch. rep. alim. retr. mod. cred. bug.							
	Total (rd.1.1+1.2+1.3+1.4) din care:							
1.1	Desch. de credite	A1	8.00	54,215.92	0.00	0.00	0.00	0.00
1.2	Repart. alim. credite	A2	8.00	54,215.92				
1.3	Virari de credite	A4						
1.4	Alte operatiuni	A3;A5						
2	Angaj. legale-total(2.1+2.2+2.3+2.4+ +2.5+2.6+2.7) din care:							
2.1	Acte admin. oblig. de plata	B14;B15;B16;B17	230.00	1,601.73	0.00	0.00	0.00	0.00
2.2	Contr. pr. serv. furn. bun. exec. lucr.	B1;B2						
2.3	Contracte/acord finantare	B3	230.00	1,601.73				
2.4	Contr./acord de imprumut	B4;B10;B21						
2.5	Contr./acord de garant.	B5;B6;B7;B8;B9						
2.6	Contr./inch. conces. part.	B12;B18;B19;B20						
2.7	Alte acte iur. oblig. plata	B11;B13						
3	Propunere angaj. cheltuieli							
4	Angajamente bugetare globale							
5	Ordonantari in avans							
6	Ordonantari de plata total(6.1+6.2+ 6.3+6.4+6.5+6.6+6.7) din care:	C10;C13						
6.1	Drepturi de personal si obl.af.	C14	1,676.00	12,999.06	0.00	0.00	0.00	0.00
6.2	Pensii ajut. rente si altele		1,036.00	10,998.87				
6.3	Serv. prest. bunuri liv. lucr. exec.	C1;C9;C11						
6.4	Ramburs. dob. comis. si altele	C2;C3	640.00	2,000.19				
6.5	Subv. trans. prime, alte form. sprij.	C5						
6.6	Finantari cofinantari	C12						
6.7	Alte obligatii	C4;C6;C7;C8						
7	Operat. financ. de plasament	E8;E9						
8	Operatiuni privind activelle	D1;D2;D3;D4;E1						
9	Alte operatiuni	E2;E3;E4;E5;E6;E7						

Manager,
Dr. Vasile M. (199)



Persoana care acorda VIZA CFPP
Director Financiar Contabil,
Ec. Muntean Anca Elena



Sinteza platilor restante si arierate la data de 30.06.201

Nr. rd.	Explicatie	Plati restante		Plati restante aferente pro-gramelor nationale		Plati restante aferente fondurilor externe nerambursabile postaderare *****)		Plati restante aferente fondurilor externe nerambursabile preaderare (sursa08)	
		total **)	din care: arierate ***)	total	din care: arierate	total	din care: arierate	total	din care: arierate
0		1	1.1	2	2.1	3	3.1	4	4.1
1	sold la finele lunii precedente	0	0	0	0	0	0	0	0
2	sold la finele perioadei	0	0	0	0	0	0	0	0
3	% diminuare arierate luna raportare **)(rd3=1-rd2/rd1)	0	0	0	0	0	0	0	0

*) Se completeaza cu urmatoarele coduri:

- 40 - pentru total plati restante;
- 42 - pentru plati restante din bugetele locale (sectiune functionare, sectiune dezvoltare);
- 46 - pentru plati restante din credite externe (sectiune dezvoltare);
- 47 - pentru plati restante din credite interne (sectiune dezvoltare);
- 48 - pentru restante din fonduri externe nerambursabile;
- 51 - pentru plati restante ale institutiilor publice finantate integral din venituri proprii (sectiune functionare, sectiune dezvoltare);
- 53 - pentru plati restante ale institutiilor publice finantate partial din venituri proprii (sectiune functionare, sectiune dezvoltare);
- 54- pentru plati restante ale activitatilor finantate integral din venituri proprii

**) Sumele vor corespunde cu rd.1 din Anexa 30b.

****) Sumele vor corespunde cu rd. 4+5+6 din Anexa 30b.

*****) Rd.3 se completeaza numai la cod 51. Pentru indeplinirea conditiei prevazute la art.49 alin.(13^8) din Legea nr.273/2006 privind

finantele publice, cu modificarile si completarile ulterioare, procentul calculat la rd.3 coloana 1.1 trebuie sa fie mai mare de 3%.

*****) Se vor cuprinde platile restante care se suporta din bugetul local sau din bugetele institutiilor publice

finantate integral sau partial din venituri proprii de subordonare locala, de la titlul de cheltuieli bugetare 56 " Proiecte cu finantare din fonduri externe nerambursabile (FEN) posaderare" si

titlul 58 "Proiecte cu finantare din fonduri externe nerambursabile aferente cadrului financiar 2014-2020 " cu exceptia celor de la sursa 08.

Manager

Dr. Muresan Vasile



Director Financiar Contabil

Ec.Muntean Anca Elena

I.

PLATI RESTANTE

la data de 30.06.2018

DENUMIREA INDICATORILOR	Nr. rand	Sold la inceputul anului	Sold la finele perioadei	
			TOTAL	Din care: afereant sumelor angajate cu prevederi bugetare
A	B	1	2	3
PLATI RESTANTE-TOTAL (rd. 150+300),din care:	01			
-sub 30 de zile (rd. 151+301)	02			
-peste 30 de zile (rd. 152+302)	03			
-peste 90 de zile (rd. 153+303)	04			
-peste 120 zile (rd.154+304)	05			
-peste 1 an rd. 155+305)	06			
PLATI RESTANTE-TOTAL SECTIUNEA DE FUNCTIONARE (rd. 160+170+240+250+270+280+290), din care:	150			
-sub 30 de zile (rd.161+171+241+251+271+281+291)	151			
-peste 30 de zile (rd.162+172+242+252+272+282+292)	152			
-peste 90 de zile (rd. 163+173+243+253+273+283+293)	153			
-peste 120 zile (rd. 165+174+245+257+274+284+294)	154			
-peste 1 an (rd. 166+175+246+258+275+285+295)	155			
Plati restante catre furnizori, creditorii din operatii comerciale (ct.4010100, ct.4030100, ct.4620101, ct.4620109) (rd.161+162+163+165+166) din care:	160			
-sub 30 de zile	161			
-peste 30 de zile	162			
-peste 90 de zile din care:	163			
(ct.4620101,ct.4620109)	164			
-peste 120 zile	165			
-peste 1 an	166			
Plati restante fata de bugetul general consolidat (rd.171+172+173+174+175) (ct.4310100,ct.4310200, ct.4310300,ct.4310400,ct.4310500, ct.4310700,ct.4370100,ct.4370200,ct.4370300,ct.4420300, ct.4440000, ct.4460000,ct.4480100) din care:	170			
-sub 30 de zile	171			
-peste 30 de zile	172			
-peste 90 de zile	173			
-peste 120 zile	174			
-peste 1 an	175			
Plati restante fata de salariati (drepturi salariale), (ct.4210000, ct.4230000, ct.4260000, ct.4270100, ct.4270300, ct.4280101) (rd.241+242+243+245+246) din care:	240			
-sub 30 de zile	241			
-peste 30 de zile	242			
-peste 90 de zile	243			
-din care ct.(4270100+4270300)	244			
-peste 120 zile	245			
-peste 1 an	246			
Plati restante fata de alte categorii de persoane, (ct.4270300, ct.4290000, ct.4380000) (rd.251+252+253+257+258) din care:	250			
-sub 30 de zile :	251			
-peste 30 de zile :	252			
-peste 90 de zile din care:(rd.254+255+256)	253			
-ct.(4270300)	254			
-ct.(4290000)	255			
-ct.(4380000)	256			
-peste 120 zile	257			

A	B	1	2	3
peste 1 an	258			
Imprumuturi nerambursate la scadenta, (ct.1610100, ct.1620100, ct.1630100, ct.1650100, ct.1670101, ct.1670102, ct.1670103, ct.1670108, ct.1670109, ct.1690100, ct.5190101, ct.5190102, ct.5190105, ct.5190106, ct.5190107, ct.5190108, ct.5190109, ct.5190110, ct.5190180, ct.5190190) (rd.271+272+273+274+275) din care:	270			
-sub 30 de zile	271			
-peste 30 de zile	272			
-peste 90 de zile	273			
-peste 120 zile	274			
-peste 1 an	275			
Dobânzi restante, din care: (afereente celor de la rd.270), (ct.1680100, ct.1680200, ct.1680300, ct.1680500, ct.1680701, ct.1680702, ct.1680703, ct.1680708, ct.1680709, ct.5180605, ct.5180606, ct.5180608, ct.5180609, ct.5180800) (rd.281+282+283+284+285) din care:	280			
-sub 30 de zile	281			
-peste 30 de zile	282			
-peste 90 de zile	283			
-peste 120 zile	284			
-peste 1 an	285			
Creditori bugetari (ct.4620109, ct.4670200) (rd.291+292+293+294+295), din care:	290			
-sub 30 de zile	291			
-peste 30 de zile	292			
-peste 90 de zile	293			
-peste 120 zile	294			
-peste 1 an	295			
PLATI RESTANTE-TOTAL SECTIUNEA DEZVOLTARE (rd.310+320+330) din care:	300			
-sub 30 de zile (rd. 311+321+331)	301			
-peste 30 de zile (rd. 312+322+332)	302			
-peste 90 de zile (rd. 313+323+333)	303			
-peste 120 zile (rd. 315+324+334)	304			
-peste 1 an (rd. 316+325+335)	305			
Plati restante catre furnizori, creditori din operatii comerciale (ct.4040100, ct.4050100, ct.4620101, ct.4620103, ct.4620109) (rd.311+312+313+315+316) din care:	310			
-sub 30 de zile	311			
-peste 30 de zile	312			
-peste 90 de zile din care:	313			
(ct.4620101, ct.4620103, ct.4620109)	314			
-peste 120 zile	315			
-peste 1 an	316			
Imprumuturi nerambursate la scadenta, (ct.1610100, ct.1620100, ct.1630100, ct.1650100, ct.1670101, ct.1670102, ct.1670103, ct.1670108, ct.1670109, ct.1690100, ct.5190101, ct.5190102, ct.5190105, ct.5190103, ct.5190107, ct.5190108, ct.5190110, ct.5190180, ct.5190190) (rd.321+322+323+324+325) din care:	320			
-sub 30 de zile	321			
-peste 30 de zile	322			
-peste 90 de zile	323			
-peste 120 zile	324			
-peste 1 an	325			
Dobânzi restante, din care: (afereente celor de la rd.320), (ct.1680100, ct.1680200, ct.1680300, ct.1680500, ct.1680701, ct.1680702, ct.1680703, ct.1680708, ct.1680709, ct.5180605, ct.5180606, ct.5180608, ct.5180609, ct.5180800) (rd. 331+332+333+334+335) din care:	330			
-sub 30 de zile	331			
-peste 30 de zile	332			
-peste 90 de zile	333			
-peste 120 zile	334			
-peste 1 an	335			

- 40 - pentru total plati restante;
- 41 - pentru plati restante din bugetul de stat;
- 42 - pentru plati restante din bugetele locale;
- 43 - pentru plati restante din bugetul asigurarilor sociale de stat;
- 44 - pentru plati restante din bugetul asigurarilor pentru somaj;
- 45 - pentru plati restante din bugetul Fondului national unic de asigurari sociale de sanatate;
- 46 - pentru plati restante din credite externe;
- 47 - pentru plati restante din credite interne;
- 48 - pentru plati restante din fonduri externe nerambursabile;
- 51 - pentru plati restante ale institutiilor publice finantate integral din venituri proprii;
- 53 - pentru plati restante ale institutiilor publice finantate ipartial din venituri proprii;
- 54 - pentru plati restante ale iactivitatilor finantate integral din venituri proprii;

Manager

Dr. Muresan Vasile



Director Financiar Contabil

Ec. Muntean Anca Elena

A handwritten signature in blue ink, corresponding to the name Ec. Muntean Anca Elena.

SITUATIA ACTIVEI SI DATORIILOR INSTITUTIILOR PUBLICE
 DIN ADMINISTRATIA LOCALA

Cod 18

la data de 30.06.2018

-lei-

Nr. rand		Cod rand	Sold la inceputul anului	Sold la sfarsitul perioadei
A	B	C	1	2
	Numerar în lei în casieria institutiilor publice locale si ale institutiilor publice de subordonare locala, (ct.5310101)	4		753
	Disponibilitati în lei ale institutiilor publice locale si ale institutiilor publice de subordonare locala, la trezorerii (ct.5100000+ct.5120101+ct.5120501+ct.5150101+ct.5150103+ct.5150500+ct.5150600+ct.5160101+ct.5160301 +ct.5160302+ct.5170101+ct.5170301+ct.5170302+ct.5210100+ct.5210300+ct.5280000+ct.5290201+ct.5290301+ct.5290400+ ct.5290901+ct.5500101+ct.5520000+ct.5550101 +ct.5570101+ct.5580101+ct.5580201+ct.5600101+ ct.5600300+ct.5610100+ct.5610300+ct.5620101+ct.5620300-ct.7700000), din care :	5	2196757	2829006
	Total (in baze cash) (rd.04+05)	8	2196757	2829759
	Total (in baze accrual) (rd.08+09)	10	2196757	2829759
	Alte valori (ct.5320100+ct.5320200+ct.5320300+ct.5320400+ct.5320500+ ct.5320600+ct.5320800)	23	662	960
	Disponibilitati ale institutiilor publice locale si ale institutiilor de subordonare locala la institutiile de credit rezidente (ct.5110101+ct.5110102+ct.5120102+ct.	32	58859	91997

	.5120402+ct.5120502+ ct.5150102+ ct.5150202+ ct.5160102+ct.5160202+ ct.5170102+ ct.5170202+ ct.5290202+5290302+ct.52 90902+ct.5500102+ct. 5550102+ct. 5550202+ct.5570202+ct.55 80102+ ct.5580302+ ct.5600102+ct.5600103+ct .5610102+ct5610103+ct.56 20102+ct.5620103), din care :			
	Total (în baze cash) (rd.32+35)	36	58859	91997
	Total (în baze accrual) (rd.36+37)	38	58859	91997
	Creante comerciale curente legate de livrari de bunuri si servicii de catre autoritatile locale sau de institutii subordonate acestora (ct.2320000+ct.2340000+c t.4090101+ct.4090102+ct. 4110101+ ct.4110108+ ct.4130100+ct.4180000+ct .4610101 - ct.4910100 - ct.4960100). Total (rd.166+167+168+172), din care de la :	165	1623382	1532433
	- de la societati nefinanciare (S.11),	167	1623382	1532433
1	Sume datorate tertilor reprezentând garantii si cautiuni aflate în conturile institutiilor publice (ct.4280101+ct.4280201+c t.4620109+ct.4620209) Total (rd.204+205+206), din care :	203	58859	91997
	- salariatilor (gospodariile populatiei) (S.143)	204	58859	91997
	Sume primite din excedentul anului precedent pentru acoperirea golurilor temporare de casa si pentru finantarea cheltuielilor sectiunii de dezvoltare (ct.5190107+ct.5190190)	267.1		943000
	Total (în baze cash) (rd.262+266+267+267 .1)	268		943000
	Total (în baze accrual)	275		943000

	(cash+dobânzi) (rd.268+274)			
	Datorii comerciale curente legate de livrari de bunuri si servicii (ct.4010100+ct.4030100+ct.4040100 +ct.4050100+ct.4080000 +ct.4190000+ ct.4620101) Total (rd.321+322+326+327), din care catre :	320	299442	655420
	- Societati nefinanciare (S.11)	321	299442	655420
	Datoriile institutiilor publice din administratia locala catre bugete (ct.4420300+ ct.4310100+ct.4310200+ct.4310300+ct.4310400+ ct.4310500+ ct.4310700+ct.4370100+ct.4370200+ct.4370300+ ct.4420801 +ct.4440000+ct.446.01.00 +ct.446.02.00+ct.4480100)	331	1015578	1676992
	Salariile angajatilor (ct 4210000+ct.4230000+ct.4260000 +ct.4270100+ct.4270300 +ct.4280101)	332	1273891	2284213
	Total (rd.331+332+333+334)	335	2289469	3961205

Nota

Sectoarele si subsectoarele definite conform Sistemului European de Conturi (SEC' 95)	utilizator Anexa 40	Cod SEC'95
Societati nefinanciare		S.11
Societati financiare		S.12
Banca centrala		S.121
Societati care accepta depozite, exclusiv banca centrala		S.122
Fonduri de piata monetara		S.123
Fonduri de investitii, altele decat fondurile de piata monetara		S.124
Alti intermediari financiari, exclusiv societati de asigurare si fonduri de pensii		S.125
Auxiliari financiari		S.126
Societati de asigurare (SA)		S.128
Fonduri de pensii (FP)		S.129
Administratii publice		S.13
Administratia centrala(exclusiv fondurile de securitate sociala)		S.1311
Administratia locale(exclusiv fondurile de securitate sociala)		S.1313
Fonduri de securitate sociala		S.1314
Gospodariile populatiei		S.14
Restul lumii		S.2
State membre si institutii si organisme ale Uniunii Europene		S.21
Statele membre ale Uniunii Europene		S.211
Institutiile si organisme ale Uniunii Europene		S.212
State nonmembre si organizatii internationale nerezidente ale Uniunii Europene		S.22

Manager**Dr. Muresan Vasile****Director Financiar Contabil****Ec.Muntean Anca Elena**

BALANTA CONTABILA DE VERIFICARE

Data tiparirii: 16.07.2018

Tip balanta: Sintetica de grad 1
Total pana la: Total Sint. 1

Perioada: 01.01.2018 - 30.06.2018
Total gen prin: Insumarea sinteticelor de grad 3

- Lei noi -

Simbol Cont	SOLD INITIAL		RULAJE CURENTE		RULAJE CUMULATE AN		TOTAL SUME		SOLD FINAL	
	DEBIT	CREDIT	DEBIT	CREDIT	DEBIT	CREDIT	DEBIT	CREDIT	DEBIT	CREDIT
103	0.00	39,144,667.38	0.00	-0.09	0.00	-0.09	0.00	39,144,667.29	0.00	39,144,667.29
105	0.00	304,071.15	0.00	0.00	0.00	0.00	0.00	304,071.15	0.00	304,071.15
117	0.00	8,275,282.63	3,741.68	562,438.30	3,741.68	562,438.30	3,741.68	8,837,720.93	0.00	8,833,979.25
121	0.00	641,542.57	24,727,467.96	22,493,972.55	24,727,467.96	22,493,972.55	24,727,467.96	23,135,515.12	1,591,952.84	0.00
208	161,731.84	0.00	0.00	0.00	0.00	0.00	161,731.84	0.00	161,731.84	0.00
211	18,277,893.19	0.00	0.00	0.00	0.00	0.00	18,277,893.19	0.00	18,277,893.19	0.00
212	20,866,774.19	0.00	-0.09	0.00	-0.09	0.00	20,866,774.10	0.00	20,866,774.10	0.00
213	7,756,673.01	0.00	86,392.81	-10.52	86,392.81	-10.52	7,843,065.82	-10.52	7,843,076.34	0.00
214	474,765.34	0.00	0.00	-0.40	0.00	-0.40	474,765.34	-0.40	474,765.74	0.00
231	978,589.78	0.00	4,879.00	0.00	4,879.00	0.00	983,468.78	0.00	983,468.78	0.00
280	0.00	161,731.84	0.00	0.00	0.00	0.00	0.00	161,731.84	0.00	161,731.84
281	0.00	3,912,770.42	-10.00	244,108.06	-10.00	244,108.06	-10.00	4,156,878.48	0.00	4,156,888.48
302	931,230.68	0.00	1,918,659.89	2,152,757.78	1,918,659.89	2,152,757.78	2,849,890.57	2,152,757.78	697,132.79	0.00
303	1,706,380.25	0.00	344,530.53	184,458.25	344,530.53	184,458.25	2,050,910.78	184,458.25	1,866,452.53	0.00
307	0.00	0.00	4,318.32	2,926.73	4,318.32	2,926.73	4,318.32	2,926.73	1,391.59	0.00
345	0.00	78,242.75	24,407.42	24,407.42	24,407.42	24,407.42	24,407.42	24,407.42	0.00	0.00
401	0.00	221,199.69	3,402,096.45	3,892,880.47	3,402,096.45	3,892,880.47	3,402,096.45	3,971,123.22	0.00	569,026.77
404	0.00	1,176,510.00	22,918,557.46	23,181,771.33	22,918,557.46	23,181,771.33	24,531,575.93	23,181,771.33	1,349,804.60	0.00
411	0.00	14,856.00	18,152,990.00	19,102,907.00	18,152,990.00	19,102,907.00	18,152,990.00	20,279,417.00	0.00	2,126,427.00
421	0.00	0.00	157,395.00	182,185.00	157,395.00	182,185.00	157,395.00	197,041.00	0.00	39,646.00
423	0.00	0.00	2,500.00	1,000.00	2,500.00	1,000.00	2,500.00	1,000.00	1,500.00	0.00
425	0.00	23,666.00	184,607.00	187,084.00	184,607.00	187,084.00	184,607.00	210,750.00	0.00	26,143.00
427	0.00	58,858.69	74,820.00	107,958.00	74,820.00	107,958.00	74,820.00	166,816.69	0.00	91,996.69
428	0.00	0.00	320,296.00	320,296.00	320,296.00	320,296.00	320,296.00	320,296.00	0.00	0.00
429	0.00	707,609.00	6,628,457.00	7,309,157.00	6,628,457.00	7,309,157.00	6,628,457.00	8,016,766.00	0.00	1,388,309.00
431	0.00	17,077.00	17,077.00	0.00	17,077.00	0.00	17,077.00	17,077.00	0.00	0.00
437	0.00	35,709.32	41,680.00	31,273.66	41,680.00	31,273.66	41,680.00	66,982.98	0.00	25,302.98
442	0.00	238,210.00	1,258,526.00	1,258,648.00	1,258,526.00	1,258,648.00	1,258,526.00	1,496,858.00	0.00	238,332.00
444	0.00	16,973.00	144,034.00	152,109.00	144,034.00	152,109.00	144,034.00	169,082.00	0.00	25,048.00
446	0.00	0.00	180,389.10	8,125.10	180,389.10	8,125.10	190,753.10	8,125.10	182,628.00	0.00
461	0.00	4,720.73	16,131.20	14,735.53	16,131.20	14,735.53	16,131.20	19,456.26	0.00	3,325.06
462	0.00	0.00	943,000.00	0.00	943,000.00	0.00	943,000.00	0.00	943,000.00	0.00
468	0.00	0.00	12,567.00	12,567.00	12,567.00	12,567.00	12,567.00	12,567.00	0.00	0.00
473	0.00	0.00	255.37	255.37	255.37	255.37	255.37	255.37	0.00	0.00
512	0.00	0.00	0.00	0.00	0.00	0.00	0.00	0.00	0.00	0.00
519	0.00	0.00	74,815.01	74,062.18	74,815.01	74,062.18	74,815.01	74,062.18	752.83	943,000.00
531	0.00	0.00	76,740.00	76,442.30	76,740.00	76,442.30	77,402.20	76,442.30	959.90	0.00
532	662.20	0.00	0.00	0.00	0.00	0.00	0.00	0.00	0.00	0.00

Simbol Cont	SOLD INITIAL		RULAJE CURENTE		RULAJE CUMULATE AN		TOTAL SUME		SOLD FINAL	
	DEBIT	CREDIT	DEBIT	CREDIT	DEBIT	CREDIT	DEBIT	CREDIT	DEBIT	CREDIT
550	64,580.46	0.00	33,138.00	0.00	33,138.00	0.00	97,718.46	0.00	97,718.46	0.00
552	10,845.78	0.00	10,746.60	16,257.22	10,746.60	16,257.22	21,592.38	16,257.22	5,335.16	0.00
560	2,180,188.98	0.00	24,213,469.60	943,000.00	24,213,469.60	943,000.00	26,393,658.58	943,000.00	25,450,658.58	0.00
581	0.00	0.00	9,839.08	9,839.08	9,839.08	9,839.08	9,839.08	9,839.08	0.00	0.00
602	0.00	0.00	2,344,073.29	2,344,073.29	2,344,073.29	2,344,073.29	2,344,073.29	2,344,073.29	0.00	0.00
603	0.00	0.00	-0.02	-0.02	-0.02	-0.02	-0.02	-0.02	0.00	0.00
610	0.00	0.00	384,435.42	384,435.42	384,435.42	384,435.42	384,435.42	384,435.42	0.00	0.00
611	0.00	0.00	35,007.52	35,007.52	35,007.52	35,007.52	35,007.52	35,007.52	0.00	0.00
613	0.00	0.00	3,423.70	3,423.70	3,423.70	3,423.70	3,423.70	3,423.70	0.00	0.00
614	0.00	0.00	1,916.00	1,916.00	1,916.00	1,916.00	1,916.00	1,916.00	0.00	0.00
623	0.00	0.00	3,198.00	3,198.00	3,198.00	3,198.00	3,198.00	3,198.00	0.00	0.00
624	0.00	0.00	8,635.91	8,635.91	8,635.91	8,635.91	8,635.91	8,635.91	0.00	0.00
626	0.00	0.00	27,108.16	27,108.16	27,108.16	27,108.16	27,108.16	27,108.16	0.00	0.00
627	0.00	0.00	266.87	266.87	266.87	266.87	266.87	266.87	0.00	0.00
628	0.00	0.00	1,088,798.04	1,088,798.04	1,088,798.04	1,088,798.04	1,088,798.04	1,088,798.04	0.00	0.00
629	0.00	0.00	39,248.35	39,248.35	39,248.35	39,248.35	39,248.35	39,248.35	0.00	0.00
635	0.00	0.00	152,109.00	152,109.00	152,109.00	152,109.00	152,109.00	152,109.00	0.00	0.00
641	0.00	0.00	19,102,907.00	19,102,907.00	19,102,907.00	19,102,907.00	19,102,907.00	19,102,907.00	0.00	0.00
642	0.00	0.00	74,820.00	74,820.00	74,820.00	74,820.00	74,820.00	74,820.00	0.00	0.00
645	0.00	0.00	872,501.00	872,501.00	872,501.00	872,501.00	872,501.00	872,501.00	0.00	0.00
658	0.00	0.00	24,616.58	24,616.58	24,616.58	24,616.58	24,616.58	24,616.58	0.00	0.00
679.00	0.00	0.00	320,296.00	320,296.00	320,296.00	320,296.00	320,296.00	320,296.00	0.00	0.00
681	0.00	0.00	244,107.14	244,107.14	244,107.14	244,107.14	244,107.14	244,107.14	0.00	0.00
750	0.00	0.00	900.00	900.00	900.00	900.00	900.00	900.00	0.00	0.00
751	0.00	0.00	23,087,559.04	23,087,559.04	23,087,559.04	23,087,559.04	23,087,559.04	23,087,559.04	0.00	0.00
770	0.00	0.00	0.00	22,632,709.95	0.00	22,632,709.95	0.00	22,632,709.95	0.00	22,632,709.95
772	0.00	0.00	22,648.66	22,648.66	22,648.66	22,648.66	22,648.66	22,648.66	0.00	0.00
779	0.00	0.00	24,407.42	24,407.42	24,407.42	24,407.42	24,407.42	24,407.42	0.00	0.00
TOTAL GENERAL	55,033,698.17	55,033,698.17	154,077,576.16	154,077,576.16	154,077,576.16	154,077,576.16	209,111,274.33	209,111,274.33	80,796,997.27	80,796,997.27

DIRECTOR FINANCIAR CONTABIL
EC. ANCA ELENA MUNTEAN



MANAGER
DR. MURESAN VASILE




BALANTA CONTABILA DE VERIFICARE

Data tiparirii: 16.07.2018

Tip balanta: Toate conturile
Total pana la: Total Sint. 1

Perioada: 01.01.2018 - 30.06.2018
Total gen prin: Insumarea sinteticelor de grad 3

- Lei noi -

Symbol Cont	SOLD INITIAL		RULAJE CURENTE		RULAJE CUMULATE AN		TOTAL SUME		SOLD FINAL	
	DEBIT	CREDIT	DEBIT	CREDIT	DEBIT	CREDIT	DEBIT	CREDIT	DEBIT	CREDIT
103.00.00	0.00	39,144,667.38	0.00	-0.09	0.00	-0.09	0.00	39,144,667.29	0.00	39,144,667.29
103.00 : TOTAL	0.00	39,144,667.38	0.00	-0.09	0.00	-0.09	0.00	39,144,667.29	0.00	39,144,667.29
103 : TOTAL	0.00	39,144,667.38	0.00	-0.09	0.00	-0.09	0.00	39,144,667.29	0.00	39,144,667.29
105.03.00	0.00	304,019.32	0.00	0.00	0.00	0.00	0.00	304,019.32	0.00	304,019.32
105.03 : TOTAL	0.00	304,019.32	0.00	0.00	0.00	0.00	0.00	304,019.32	0.00	304,019.32
105.04.00	0.00	51.83	0.00	0.00	0.00	0.00	0.00	51.83	0.00	51.83
105.04 : TOTAL	0.00	51.83	0.00	0.00	0.00	0.00	0.00	51.83	0.00	51.83
105 : TOTAL	0.00	304,071.15	0.00	0.00	0.00	0.00	0.00	304,071.15	0.00	304,071.15
117.00.00.01.09	0.00	20,065.37	0.00	0.00	0.00	0.00	0.00	20,065.37	0.00	20,065.37
117.00.00.01.10	0.00	134,001.27	0.00	0.00	0.00	0.00	0.00	134,001.27	0.00	134,001.27
117.00.00.01.12	209.17	0.00	0.00	0.00	0.00	0.00	209.17	0.00	209.17	0.00
117.00.00.01.22	0.00	330,075.37	0.00	0.00	0.00	0.00	0.00	330,075.37	0.00	330,075.37
117.00.00.01 : TOTAL	0.00	483,932.84	0.00	0.00	0.00	0.00	0.00	483,932.84	0.00	483,932.84
117.00.00.10.01	0.00	56.60	0.00	0.00	0.00	0.00	0.00	56.60	0.00	56.60
117.00.00.10.02	0.00	70.96	0.00	0.00	0.00	0.00	0.00	70.96	0.00	70.96
117.00.00.10.03	9,937.56	0.00	0.00	0.00	0.00	0.00	9,937.56	0.00	9,937.56	0.00
117.00.00.10.04	49.68	0.00	0.00	0.00	0.00	0.00	49.68	0.00	49.68	0.00
117.00.00.10.05	5,545.32	0.00	0.00	0.00	0.00	0.00	5,545.32	0.00	5,545.32	0.00
117.00.00.10.15	0.00	7,806,754.79	3,741.68	562,438.30	3,741.68	562,438.30	3,741.68	8,369,193.09	0.00	8,365,451.41
117.00.00.10 : TOTAL	0.00	7,791,349.79	3,741.68	562,438.30	3,741.68	562,438.30	3,741.68	8,353,788.09	0.00	8,350,046.41
117.00.00 : TOTAL	0.00	8,275,282.63	3,741.68	562,438.30	3,741.68	562,438.30	3,741.68	8,837,720.93	0.00	8,833,979.25
117.00 : TOTAL	0.00	8,275,282.63	3,741.68	562,438.30	3,741.68	562,438.30	3,741.68	8,837,720.93	0.00	8,833,979.25
121.00.00.10	0.00	641,542.57	24,727,467.96	22,493,972.55	24,727,467.96	22,493,972.55	24,727,467.96	23,135,515.12	1,591,952.84	0.00
121.00.00 : TOTAL	0.00	641,542.57	24,727,467.96	22,493,972.55	24,727,467.96	22,493,972.55	24,727,467.96	23,135,515.12	1,591,952.84	0.00
121.00 : TOTAL	0.00	641,542.57	24,727,467.96	22,493,972.55	24,727,467.96	22,493,972.55	24,727,467.96	23,135,515.12	1,591,952.84	0.00
208.02.00	161,731.84	0.00	0.00	0.00	0.00	0.00	161,731.84	0.00	161,731.84	0.00
208.02 : TOTAL	161,731.84	0.00	0.00	0.00	0.00	0.00	161,731.84	0.00	161,731.84	0.00
208 : TOTAL	161,731.84	0.00	0.00	0.00	0.00	0.00	161,731.84	0.00	161,731.84	0.00
211.01.00.01	16,483,707.39	0.00	0.00	0.00	0.00	0.00	16,483,707.39	0.00	16,483,707.39	0.00
211.01.00.02	1,794,185.80	0.00	0.00	0.00	0.00	0.00	1,794,185.80	0.00	1,794,185.80	0.00
211.01.00 : TOTAL	18,277,893.19	0.00	0.00	0.00	0.00	0.00	18,277,893.19	0.00	18,277,893.19	0.00
211.01 : TOTAL	18,277,893.19	0.00	0.00	0.00	0.00	0.00	18,277,893.19	0.00	18,277,893.19	0.00
211 : TOTAL	18,277,893.19	0.00	0.00	0.00	0.00	0.00	18,277,893.19	0.00	18,277,893.19	0.00
212.09.01.01	16,965,744.68	0.00	-0.09	0.00	0.00	0.00	16,965,744.59	0.00	16,965,744.59	0.00
212.09.01.02	3,901,029.51	0.00	0.00	0.00	0.00	0.00	3,901,029.51	0.00	3,901,029.51	0.00
212.09.01 : TOTAL	20,866,774.19	0.00	-0.09	0.00	0.00	0.00	20,866,774.10	0.00	20,866,774.10	0.00

Symbol Cont	SOLD INITIAL		RULAJE CURENTE		RULAJE CUMULATE AN		TOTAL SUME		SOLD FINAL	
	DEBIT	CREDIT	DEBIT	CREDIT	DEBIT	CREDIT	DEBIT	CREDIT	DEBIT	CREDIT
212.09 : TOTAL	20,866,774.19	0.00	-0.09	0.00	-0.09	0.00	20,866,774.10	0.00	20,866,774.10	0.00
212 : TOTAL	20,866,774.19	0.00	-0.09	0.00	-0.09	0.00	20,866,774.10	0.00	20,866,774.10	0.00
213.01.00.01	7,420,516.16	0.00	86,392.81	-0.52	86,392.81	-0.52	7,506,908.97	-0.52	7,506,909.49	0.00
213.01.00.02	64,303.33	0.00	0.00	0.00	0.00	0.00	64,303.33	0.00	64,303.33	0.00
213.01.00 : TOTAL	7,484,819.49	0.00	86,392.81	-0.52	86,392.81	-0.52	7,571,212.30	-0.52	7,571,212.82	0.00
213.01 : TOTAL	7,484,819.49	0.00	86,392.81	-0.52	86,392.81	-0.52	7,571,212.30	-0.52	7,571,212.82	0.00
213.02.00.01	174,371.33	0.00	0.00	0.00	0.00	0.00	174,371.33	0.00	174,371.33	0.00
213.02.00 : TOTAL	174,371.33	0.00	0.00	0.00	0.00	0.00	174,371.33	0.00	174,371.33	0.00
213.02 : TOTAL	174,371.33	0.00	0.00	0.00	0.00	0.00	174,371.33	0.00	174,371.33	0.00
213.03.00.01	97,482.02	0.00	0.00	-10.00	0.00	0.00	97,482.02	-10.00	97,492.02	0.00
213.03.00 : TOTAL	97,482.02	0.00	0.00	-10.00	0.00	0.00	97,482.02	-10.00	97,492.02	0.00
213.03 : TOTAL	97,482.02	0.00	0.00	-10.00	0.00	0.00	97,482.02	-10.00	97,492.02	0.00
213.04.00.02	0.17	0.00	0.00	0.00	0.00	0.00	0.17	0.00	0.17	0.00
213.04.00 : TOTAL	0.17	0.00	0.00	0.00	0.00	0.00	0.17	0.00	0.17	0.00
213.04 : TOTAL	0.17	0.00	0.00	0.00	0.00	0.00	0.17	0.00	0.17	0.00
213 : TOTAL	7,756,673.01	0.00	86,392.81	-10.52	86,392.81	-10.52	7,843,065.82	-10.52	7,843,076.34	0.00
214.00.00.01	438,658.56	0.00	0.00	0.00	0.00	0.00	438,658.56	0.00	438,658.56	0.00
214.00.00.02	36,106.78	0.00	0.00	-0.40	0.00	0.00	36,106.78	-0.40	36,107.18	0.00
214.00.00 : TOTAL	474,765.34	0.00	0.00	-0.40	0.00	0.00	474,765.34	-0.40	474,765.74	0.00
214.00 : TOTAL	474,765.34	0.00	0.00	-0.40	0.00	0.00	474,765.34	-0.40	474,765.74	0.00
214 : TOTAL	474,765.34	0.00	0.00	-0.40	0.00	0.00	474,765.34	-0.40	474,765.74	0.00
231.00.00.01	390,794.04	0.00	4,879.00	0.00	4,879.00	0.00	395,673.04	0.00	395,673.04	0.00
231.00.00.02	587,795.74	0.00	0.00	0.00	0.00	0.00	587,795.74	0.00	587,795.74	0.00
231.00.00 : TOTAL	978,589.78	0.00	4,879.00	0.00	4,879.00	0.00	983,468.78	0.00	983,468.78	0.00
231.00 : TOTAL	978,589.78	0.00	4,879.00	0.00	4,879.00	0.00	983,468.78	0.00	983,468.78	0.00
231 : TOTAL	978,589.78	0.00	4,879.00	0.00	4,879.00	0.00	983,468.78	0.00	983,468.78	0.00
280.08.00.8	0.00	161,731.84	0.00	0.00	0.00	0.00	0.00	161,731.84	0.00	161,731.84
280.08.00 : TOTAL	0.00	161,731.84	0.00	0.00	0.00	0.00	0.00	161,731.84	0.00	161,731.84
280.08 : TOTAL	0.00	161,731.84	0.00	0.00	0.00	0.00	0.00	161,731.84	0.00	161,731.84
280 : TOTAL	0.00	161,731.84	0.00	0.00	0.00	0.00	0.00	161,731.84	0.00	161,731.84
281.03.00.1.1	0.00	3,534,018.13	0.00	-3,534,018.13	0.00	0.00	-3,534,018.13	0.00	0.00	0.00
281.03.00.1 : TOTAL	0.00	3,534,018.13	0.00	-3,534,018.13	0.00	0.00	-3,534,018.13	0.00	0.00	0.00
281.03.00.2.1	0.00	102,737.91	0.00	-102,737.91	0.00	0.00	-102,737.91	0.00	0.00	0.00
281.03.00.2.2	0.00	45,963.33	0.00	-45,963.33	0.00	0.00	-45,963.33	0.00	0.00	0.00
281.03.00.2 : TOTAL	0.00	148,701.24	0.00	-148,701.24	0.00	0.00	-148,701.24	0.00	0.00	0.00
281.03.00.3.1	0.00	97,482.02	0.00	-97,482.02	0.00	0.00	-97,482.02	0.00	0.00	0.00
281.03.00.3 : TOTAL	0.00	97,482.02	0.00	-97,482.02	0.00	0.00	-97,482.02	0.00	0.00	0.00
281.03.00.4.2	0.00	0.17	0.00	-0.17	0.00	0.00	-0.17	0.00	0.00	0.00
281.03.00.4 : TOTAL	0.00	0.17	0.00	-0.17	0.00	0.00	-0.17	0.00	0.00	0.00
281.03.00 : TOTAL	0.00	3,780,201.56	0.00	-3,780,201.56	0.00	0.00	-3,780,201.56	0.00	0.00	0.00
281.03.01	0.00	0.00	0.00	3,756,790.99	0.00	0.00	3,756,790.99	0.00	3,756,790.99	0.00
281.03.02.01	0.00	0.00	0.00	106,593.99	0.00	0.00	106,593.99	0.00	106,593.99	0.00
281.03.02.02	0.00	0.00	0.00	45,963.33	0.00	0.00	45,963.33	0.00	45,963.33	0.00
281.03.02 : TOTAL	0.00	0.00	0.00	152,557.32	0.00	0.00	152,557.32	0.00	152,557.32	0.00

Symbol Cont	SOLD INITIAL		RULAJE CURENTE		RULAJE CUMULATE AN		TOTAL SUME		SOLD FINAL	
	DEBIT	CREDIT	DEBIT	CREDIT	DEBIT	CREDIT	DEBIT	CREDIT	DEBIT	CREDIT
	281.03.03	0.00	0.00	-10.00	97,492.02	-10.00	97,492.02	-10.00	97,492.02	0.00
281.03.04	0.00	0.00	0.00	0.17	0.00	0.17	0.00	0.17	0.00	0.17
281.03 : TOTAL	0.00	3,780,201.56	-10.00	226,638.94	-10.00	226,638.94	-10.00	4,006,840.50	0.00	4,006,850.50
281.04.00.1	0.00	122,581.91	0.00	16,420.08	0.00	16,420.08	0.00	139,001.99	0.00	139,001.99
281.04.00.2	0.00	9,986.95	0.00	1,049.04	0.00	1,049.04	0.00	11,035.99	0.00	11,035.99
281.04.00 : TOTAL	0.00	132,568.86	0.00	17,469.12	0.00	17,469.12	0.00	150,037.98	0.00	150,037.98
281.04 : TOTAL	0.00	132,568.86	0.00	17,469.12	0.00	17,469.12	0.00	150,037.98	0.00	150,037.98
281 : TOTAL	0.00	3,912,770.42	-10.00	244,108.06	-10.00	244,108.06	-10.00	4,156,878.48	0.00	4,156,888.48
302.02.00.01	587.57	0.00	5,413.11	5,660.61	80.97	5,660.61	6,000.68	5,660.61	340.07	0.00
302.02.00.02	0.00	0.00	80.97	0.00	0.00	0.00	80.97	0.00	80.97	0.00
302.02.00.05	0.00	0.00	328.12	236.07	328.12	236.07	328.12	236.07	92.05	0.00
302.02.00 : TOTAL	587.57	0.00	5,822.20	5,896.68	5,822.20	5,896.68	6,409.77	5,896.68	513.09	0.00
302.02 : TOTAL	587.57	0.00	5,822.20	5,896.68	5,822.20	5,896.68	6,409.77	5,896.68	513.09	0.00
302.04.00.01	29,045.92	0.00	19,062.73	37,047.19	19,062.73	37,047.19	48,108.65	37,047.19	11,061.46	0.00
302.04.00 : TOTAL	29,045.92	0.00	19,062.73	37,047.19	19,062.73	37,047.19	48,108.65	37,047.19	11,061.46	0.00
302.04 : TOTAL	29,045.92	0.00	19,062.73	37,047.19	19,062.73	37,047.19	48,108.65	37,047.19	11,061.46	0.00
302.07.00.01	36,494.31	0.00	183,040.81	201,811.82	183,040.81	201,811.82	219,535.12	201,811.82	17,723.30	0.00
302.07.00.02	10,593.46	0.00	48,361.63	51,897.24	48,361.63	51,897.24	58,955.09	51,897.24	7,057.85	0.00
302.07.00 : TOTAL	47,087.77	0.00	231,402.44	253,709.06	231,402.44	253,709.06	278,490.21	253,709.06	24,781.15	0.00
302.07 : TOTAL	47,087.77	0.00	231,402.44	253,709.06	231,402.44	253,709.06	278,490.21	253,709.06	24,781.15	0.00
302.08.00.01	96,396.68	0.00	178,082.00	169,934.60	178,082.00	169,934.60	274,478.68	169,934.60	104,544.08	0.00
302.08.00.02	9,111.90	0.00	25,045.88	25,280.43	25,045.88	25,280.43	34,157.78	25,280.43	8,877.35	0.00
302.08.00 : TOTAL	105,508.58	0.00	203,127.88	195,215.03	203,127.88	195,215.03	308,636.46	195,215.03	113,421.43	0.00
302.08 : TOTAL	105,508.58	0.00	203,127.88	195,215.03	203,127.88	195,215.03	308,636.46	195,215.03	113,421.43	0.00
302.09.00.1.01	217,897.07	0.00	571,488.19	621,152.95	571,488.19	621,152.95	789,385.26	621,152.95	168,232.31	0.00
302.09.00.1.03	16,306.40	0.00	0.00	6,888.80	0.00	6,888.80	16,306.40	6,888.80	9,417.60	0.00
302.09.00.1.08	600.69	0.00	12,489.00	10,276.57	12,489.00	10,276.57	13,089.69	10,276.57	2,813.12	0.00
302.09.00.1.10	16,174.61	0.00	0.00	12,141.04	0.00	12,141.04	16,174.61	12,141.04	4,033.57	0.00
302.09.00.1 : TOTAL	250,978.77	0.00	583,977.19	650,459.36	583,977.19	650,459.36	834,955.96	650,459.36	184,496.60	0.00
302.09.00.1.11	1,337.41	0.00	539.55	1,091.92	539.55	1,091.92	1,876.96	1,091.92	785.04	0.00
302.09.00.1.13	13,683.07	0.00	10,321.91	10,427.59	10,321.91	10,427.59	24,004.98	10,427.59	13,577.39	0.00
302.09.00.1.14	0.00	0.00	1,990.45	1,990.45	1,990.45	1,990.45	1,990.45	1,990.45	0.00	0.00
302.09.00.1.16	8,734.04	0.00	23,660.33	17,524.83	23,660.33	17,524.83	32,394.37	17,524.83	14,869.54	0.00
302.09.00.2.01	130,285.05	0.00	211,344.30	221,540.57	211,344.30	221,540.57	341,629.35	221,540.57	120,088.78	0.00
302.09.00.2.02	1,006.01	0.00	3,253.93	3,460.90	3,253.93	3,460.90	4,259.94	3,460.90	799.04	0.00
302.09.00.2 : TOTAL	131,291.06	0.00	214,598.23	225,001.47	214,598.23	225,001.47	345,889.29	225,001.47	120,887.82	0.00
302.09.00.3	238,286.19	0.00	483,918.23	566,476.55	483,918.23	566,476.55	722,204.42	566,476.55	155,727.87	0.00
302.09.00.4.01	21,257.51	0.00	62,988.30	66,800.08	62,988.30	66,800.08	84,245.81	66,800.08	17,445.73	0.00
302.09.00.4.02	3,189.20	0.00	4,884.95	5,775.07	4,884.95	5,775.07	8,074.15	5,775.07	2,299.08	0.00
302.09.00.4 : TOTAL	24,446.71	0.00	67,873.25	72,575.15	67,873.25	72,575.15	92,319.96	72,575.15	19,744.81	0.00
302.09.00.6	54,054.48	0.00	11,387.45	45,006.45	11,387.45	45,006.45	65,441.93	45,006.45	20,435.48	0.00
302.09.00.7.1	23,536.85	0.00	58,250.85	66,590.20	58,250.85	66,590.20	81,787.70	66,590.20	15,197.50	0.00
302.09.00.7.4	59.54	0.00	117.73	117.73	117.73	117.73	177.27	117.73	59.54	0.00
302.09.00.7 : TOTAL	23,596.39	0.00	58,368.58	66,707.93	58,368.58	66,707.93	81,964.97	66,707.93	15,257.04	0.00

Symbol Cont	SOLD INITIAL		RULAJE CURENTE		RULAJE CUMULATE AN		TOTAL SUME		SOLD FINAL	
	DEBIT	CREDIT	DEBIT	CREDIT	DEBIT	CREDIT	DEBIT	CREDIT	DEBIT	CREDIT
302.09.00.8	2,592.72	0.00	2,609.47	3,628.12	2,609.47	3,628.12	5,202.19	3,628.12	1,574.07	0.00
302.09.00 : TOTAL	749,000.84	0.00	1,459,244.64	1,660,889.82	1,459,244.64	1,660,889.82	2,208,245.48	1,660,889.82	547,355.66	0.00
302.09 : TOTAL	749,000.84	0.00	1,459,244.64	1,660,889.82	1,459,244.64	1,660,889.82	2,208,245.48	1,660,889.82	547,355.66	0.00
302 : TOTAL	931,230.68	0.00	1,918,659.89	2,152,757.78	1,918,659.89	2,152,757.78	2,849,890.57	2,152,757.78	697,132.79	0.00
303.01.00.01.01	13,732.43	0.00	86,939.70	90,778.24	86,939.70	90,778.24	100,672.13	90,778.24	9,893.89	0.00
303.01.00.01.02	34,006.76	0.00	16,802.80	16,156.91	16,802.80	16,156.91	50,809.56	16,156.91	34,652.65	0.00
303.01.00.01.03	4,601.35	0.00	11,723.88	13,471.36	11,723.88	13,471.36	16,325.23	13,471.36	2,853.87	0.00
303.01.00.01.04	14,500.70	0.00	37,161.15	50,589.02	37,161.15	50,589.02	51,661.85	50,589.02	1,072.83	0.00
303.01.00.01 : TOTAL	66,841.24	0.00	152,627.53	170,995.53	152,627.53	170,995.53	219,468.77	170,995.53	48,473.24	0.00
303.01.00.02.01	6,609.82	0.00	4,779.00	5,896.24	4,779.00	5,896.24	11,388.82	5,896.24	5,492.58	0.00
303.01.00.02.02	3,943.29	0.00	0.00	464.10	0.00	464.10	3,943.29	464.10	3,479.19	0.00
303.01.00.02.03	0.00	0.00	95.20	0.00	95.20	0.00	95.20	0.00	95.20	0.00
303.01.00.02.04	568.71	0.00	4,694.82	4,542.32	4,694.82	4,542.32	5,263.53	4,542.32	721.21	0.00
303.01.00.02 : TOTAL	11,121.82	0.00	9,569.02	10,902.66	9,569.02	10,902.66	20,690.84	10,902.66	9,788.18	0.00
303.01.00 : TOTAL	77,963.06	0.00	162,196.55	181,898.19	162,196.55	181,898.19	240,159.61	181,898.19	58,261.42	0.00
303.01 : TOTAL	77,963.06	0.00	162,196.55	181,898.19	162,196.55	181,898.19	240,159.61	181,898.19	58,261.42	0.00
303.02.00.01.01	642,085.60	0.00	90,778.24	2,095.96	90,778.24	2,095.96	732,863.84	2,095.96	730,767.88	0.00
303.02.00.01.02	144,201.57	0.00	16,156.91	464.10	16,156.91	464.10	160,358.48	464.10	159,894.38	0.00
303.02.00.01.03	362,614.95	0.00	13,376.16	0.00	13,376.16	0.00	375,991.11	0.00	375,991.11	0.00
303.02.00.01.04	340,001.63	0.00	49,542.14	0.00	49,542.14	0.00	389,543.77	0.00	389,543.77	0.00
303.02.00.01 : TOTAL	1,488,903.75	0.00	169,853.45	2,560.06	169,853.45	2,560.06	1,658,757.20	2,560.06	1,656,197.14	0.00
303.02.00.02.01	72,633.77	0.00	7,474.11	0.00	7,474.11	0.00	80,107.88	0.00	80,107.88	0.00
303.02.00.02.02	41,247.78	0.00	464.10	0.00	464.10	0.00	41,711.88	0.00	41,711.88	0.00
303.02.00.02.03	5,415.93	0.00	0.00	0.00	0.00	0.00	5,415.93	0.00	5,415.93	0.00
303.02.00.02.04	20,215.96	0.00	4,542.32	0.00	4,542.32	0.00	24,758.28	0.00	24,758.28	0.00
303.02.00.02 : TOTAL	139,513.44	0.00	12,480.53	0.00	12,480.53	0.00	151,993.97	0.00	151,993.97	0.00
303.02.00 : TOTAL	1,628,417.19	0.00	182,333.98	2,560.06	182,333.98	2,560.06	1,810,751.17	2,560.06	1,808,191.11	0.00
303.02 : TOTAL	1,706,380.25	0.00	344,530.53	184,458.25	344,530.53	184,458.25	2,050,910.78	184,458.25	1,866,452.53	0.00
307.00.00.02	0.00	0.00	2,926.73	2,926.73	2,926.73	2,926.73	2,926.73	2,926.73	0.00	0.00
307.00.00.03	0.00	0.00	1,391.59	0.00	1,391.59	0.00	1,391.59	0.00	1,391.59	0.00
307.00.00 : TOTAL	0.00	0.00	4,318.32	2,926.73	4,318.32	2,926.73	4,318.32	2,926.73	1,391.59	0.00
307.00 : TOTAL	0.00	0.00	4,318.32	2,926.73	4,318.32	2,926.73	4,318.32	2,926.73	1,391.59	0.00
307 : TOTAL	0.00	0.00	4,318.32	2,926.73	4,318.32	2,926.73	4,318.32	2,926.73	1,391.59	0.00
345.00.00.01	0.00	0.00	24,407.42	24,407.42	24,407.42	24,407.42	24,407.42	24,407.42	0.00	0.00
345.00.00 : TOTAL	0.00	0.00	24,407.42	24,407.42	24,407.42	24,407.42	24,407.42	24,407.42	0.00	0.00
345.00 : TOTAL	0.00	0.00	24,407.42	24,407.42	24,407.42	24,407.42	24,407.42	24,407.42	0.00	0.00
401.01.00	0.00	78,242.75	3,402,096.45	3,892,880.47	3,402,096.45	3,892,880.47	3,402,096.45	3,971,123.22	0.00	569,026.77
401.01 : TOTAL	0.00	78,242.75	3,402,096.45	3,892,880.47	3,402,096.45	3,892,880.47	3,402,096.45	3,971,123.22	0.00	569,026.77
401 : TOTAL	0.00	78,242.75	3,402,096.45	3,892,880.47	3,402,096.45	3,892,880.47	3,402,096.45	3,971,123.22	0.00	569,026.77
404.01.00.081	0.00	7,038.28	7,038.28	0.00	7,038.28	0.00	7,038.28	7,038.28	0.00	0.00
404.01.00.086	0.00	556.93	556.93	0.00	556.93	0.00	556.93	556.93	0.00	0.00
404.01.00.090	0.00	0.00	4,879.00	4,879.00	4,879.00	4,879.00	4,879.00	4,879.00	0.00	0.00

Symbol Cont	SOLD INITIAL		RULA CURENTE		RULAJE CUMULATE AN		TOTAL SUME		SOLD FINAL	
	DEBIT	CREDIT	DEBIT	CREDIT	DEBIT	CREDIT	DEBIT	CREDIT	DEBIT	CREDIT
	404.01.00.091	0.00	15,053.45	15,053.45	0.00	0.00	15,053.45	0.00	15,053.45	0.00
404.01.00.092	0.00	198,551.03	198,551.03	0.00	0.00	198,551.03	0.00	198,551.03	0.00	0.00
404.01.00.094	0.00	0.00	0.00	20,944.00	20,944.00	0.00	20,944.00	0.00	0.00	20,944.00
404.01.00.095	0.00	0.00	0.00	65,448.81	65,448.81	0.00	65,448.81	0.00	0.00	65,448.81
404.01.00 : TOTAL	0.00	221,199.69	226,078.69	91,271.81	91,271.81	226,078.69	91,271.81	226,078.69	312,471.50	86,392.81
404.01 : TOTAL	0.00	221,199.69	226,078.69	91,271.81	91,271.81	226,078.69	91,271.81	226,078.69	312,471.50	86,392.81
404 : TOTAL	0.00	221,199.69	226,078.69	91,271.81	91,271.81	226,078.69	91,271.81	226,078.69	312,471.50	86,392.81
411.01.01	1,613,018.47	0.00	22,918,557.46	23,181,771.33	23,181,771.33	22,918,557.46	23,181,771.33	24,531,575.93	23,181,771.33	1,349,804.60
411.01 : TOTAL	1,613,018.47	0.00	22,918,557.46	23,181,771.33	23,181,771.33	22,918,557.46	23,181,771.33	24,531,575.93	23,181,771.33	1,349,804.60
411 : TOTAL	1,613,018.47	0.00	22,918,557.46	23,181,771.33	23,181,771.33	22,918,557.46	23,181,771.33	24,531,575.93	23,181,771.33	1,349,804.60
421.00.00.01	0.00	695,163.00	9,056,989.00	9,340,009.00	9,340,009.00	9,056,989.00	9,340,009.00	9,056,989.00	10,035,172.00	978,183.00
421.00.00.02	0.00	88,620.00	1,075,655.00	1,101,986.00	1,101,986.00	1,075,655.00	1,101,986.00	1,075,655.00	1,190,606.00	114,951.00
421.00.00.04	0.00	87,697.00	1,222,857.00	1,274,008.00	1,274,008.00	1,222,857.00	1,274,008.00	1,222,857.00	1,361,705.00	138,848.00
421.00.00.05	0.00	305,030.00	6,797,489.00	7,386,904.00	7,386,904.00	6,797,489.00	7,386,904.00	6,797,489.00	7,691,934.00	894,445.00
421.00.00 : TOTAL	0.00	1,176,510.00	18,152,990.00	19,102,907.00	19,102,907.00	18,152,990.00	19,102,907.00	18,152,990.00	20,279,417.00	2,126,427.00
421.00 : TOTAL	0.00	1,176,510.00	18,152,990.00	19,102,907.00	19,102,907.00	18,152,990.00	19,102,907.00	18,152,990.00	20,279,417.00	2,126,427.00
421 : TOTAL	0.00	1,176,510.00	18,152,990.00	19,102,907.00	19,102,907.00	18,152,990.00	19,102,907.00	18,152,990.00	20,279,417.00	2,126,427.00
423.00.00.01	0.00	8,724.00	98,274.00	115,970.00	115,970.00	98,274.00	115,970.00	98,274.00	124,694.00	26,420.00
423.00.00.02	0.00	1,098.00	7,401.00	6,988.00	6,988.00	7,401.00	6,988.00	7,401.00	8,086.00	685.00
423.00.00.04	0.00	1,079.00	3,566.00	5,795.00	5,795.00	3,566.00	5,795.00	3,566.00	6,874.00	3,308.00
423.00.00.05	0.00	3,955.00	48,154.00	53,432.00	53,432.00	48,154.00	53,432.00	48,154.00	57,387.00	9,233.00
423.00.00 : TOTAL	0.00	14,856.00	157,395.00	182,185.00	182,185.00	157,395.00	182,185.00	157,395.00	197,041.00	39,646.00
423.00 : TOTAL	0.00	14,856.00	157,395.00	182,185.00	182,185.00	157,395.00	182,185.00	157,395.00	197,041.00	39,646.00
423 : TOTAL	0.00	14,856.00	157,395.00	182,185.00	182,185.00	157,395.00	182,185.00	157,395.00	197,041.00	39,646.00
425.00.00.01	0.00	0.00	2,500.00	1,000.00	1,000.00	2,500.00	1,000.00	2,500.00	1,000.00	1,500.00
425.00.00 : TOTAL	0.00	0.00	2,500.00	1,000.00	1,000.00	2,500.00	1,000.00	2,500.00	1,000.00	1,500.00
425.00 : TOTAL	0.00	0.00	2,500.00	1,000.00	1,000.00	2,500.00	1,000.00	2,500.00	1,000.00	1,500.00
425 : TOTAL	0.00	0.00	2,500.00	1,000.00	1,000.00	2,500.00	1,000.00	2,500.00	1,000.00	1,500.00
427.01.00.1.01	0.00	700.00	1,712.00	1,012.00	1,012.00	1,712.00	1,012.00	1,712.00	1,712.00	0.00
427.01.00.1 : TOTAL	0.00	700.00	1,712.00	1,012.00	1,012.00	1,712.00	1,012.00	1,712.00	1,712.00	0.00
427.01.00.2.01	0.00	12,040.00	73,252.00	71,000.00	71,000.00	73,252.00	71,000.00	73,252.00	83,040.00	9,788.00
427.01.00.2.02	0.00	420.00	2,491.00	2,478.00	2,478.00	2,491.00	2,478.00	2,491.00	2,898.00	407.00
427.01.00.2.04	0.00	520.00	2,646.00	2,328.00	2,328.00	2,646.00	2,328.00	2,646.00	2,848.00	202.00
427.01.00.2 : TOTAL	0.00	12,980.00	78,389.00	75,806.00	75,806.00	78,389.00	75,806.00	78,389.00	88,786.00	10,397.00
427.01.00.3.01	0.00	7,343.00	52,587.00	54,614.00	54,614.00	52,587.00	54,614.00	52,587.00	61,957.00	9,370.00
427.01.00.3.02	0.00	743.00	5,076.00	5,171.00	5,171.00	5,076.00	5,171.00	5,076.00	5,914.00	838.00
427.01.00.3.04	0.00	1,145.00	8,215.00	8,559.00	8,559.00	8,215.00	8,559.00	8,215.00	9,704.00	1,489.00
427.01.00.3.05	0.00	755.00	5,490.00	5,670.00	5,670.00	5,490.00	5,670.00	5,490.00	6,425.00	935.00
427.01.00.3 : TOTAL	0.00	9,986.00	71,368.00	74,014.00	74,014.00	71,368.00	74,014.00	71,368.00	84,000.00	12,632.00
427.01.00.5.01	0.00	0.00	30,615.00	33,729.00	33,729.00	30,615.00	33,729.00	30,615.00	33,729.00	3,114.00
427.01.00.5.02	0.00	0.00	525.00	525.00	525.00	525.00	525.00	525.00	525.00	0.00
427.01.00.5.04	0.00	0.00	1,998.00	1,998.00	1,998.00	1,998.00	1,998.00	1,998.00	1,998.00	0.00
427.01.00.5 : TOTAL	0.00	0.00	33,138.00	36,252.00	36,252.00	33,138.00	36,252.00	33,138.00	36,252.00	3,114.00
427.01.00 : TOTAL	0.00	23,666.00	184,607.00	187,084.00	187,084.00	184,607.00	187,084.00	184,607.00	210,750.00	26,143.00

Symbol Cont	SOLD INITIAL		RULAJE CURENTE		RULAJE CUMULATE AN		TOTAL SUME		SOLD FINAL	
	DEBIT	CREDIT	DEBIT	CREDIT	DEBIT	CREDIT	DEBIT	CREDIT	DEBIT	CREDIT
427.01 : TOTAL	0.00	23,666.00	184,607.00	187,084.00	184,607.00	187,084.00	184,607.00	210,750.00	0.00	26,143.00
427 : TOTAL	0.00	23,666.00	184,607.00	187,084.00	184,607.00	187,084.00	184,607.00	210,750.00	0.00	26,143.00
428.01.01.1	0.00	58,858.69	0.00	33,138.00	0.00	33,138.00	0.00	91,996.69	0.00	91,996.69
428.01.01.2	0.00	0.00	74,820.00	74,820.00	74,820.00	74,820.00	74,820.00	74,820.00	0.00	0.00
428.01.01 : TOTAL	0.00	58,858.69	74,820.00	107,958.00	74,820.00	107,958.00	74,820.00	166,816.69	0.00	91,996.69
428.01 : TOTAL	0.00	58,858.69	74,820.00	107,958.00	74,820.00	107,958.00	74,820.00	166,816.69	0.00	91,996.69
428 : TOTAL	0.00	58,858.69	74,820.00	107,958.00	74,820.00	107,958.00	74,820.00	166,816.69	0.00	91,996.69
429.00.00	0.00	0.00	320,296.00	320,296.00	320,296.00	320,296.00	320,296.00	320,296.00	0.00	0.00
429.00 : TOTAL	0.00	0.00	320,296.00	320,296.00	320,296.00	320,296.00	320,296.00	320,296.00	0.00	0.00
429 : TOTAL	0.00	0.00	320,296.00	320,296.00	320,296.00	320,296.00	320,296.00	320,296.00	0.00	0.00
431.01.00.01	0.00	213,547.00	513,580.00	366,593.00	513,580.00	366,593.00	513,580.00	580,140.00	0.00	66,560.00
431.01.00.02	0.00	26,871.00	62,009.00	42,668.00	62,009.00	42,668.00	62,009.00	69,539.00	0.00	7,530.00
431.01.00.04	0.00	26,398.00	66,647.00	49,621.00	66,647.00	49,621.00	66,647.00	76,019.00	0.00	9,372.00
431.01.00.05	0.00	70,319.00	70,319.00	0.00	70,319.00	0.00	70,319.00	70,319.00	0.00	0.00
431.01.00 : TOTAL	0.00	337,135.00	712,555.00	458,882.00	712,555.00	458,882.00	712,555.00	796,017.00	0.00	83,462.00
431.01 : TOTAL	0.00	337,135.00	712,555.00	458,882.00	712,555.00	458,882.00	712,555.00	796,017.00	0.00	83,462.00
431.02.00.01	0.00	107,801.00	1,960,242.00	2,262,008.00	1,960,242.00	2,262,008.00	1,960,242.00	2,369,809.00	0.00	409,567.00
431.02.00.02	0.00	13,566.00	231,521.00	264,761.00	231,521.00	264,761.00	231,521.00	278,327.00	0.00	46,806.00
431.02.00.04	0.00	13,325.00	264,093.00	308,635.00	264,093.00	308,635.00	264,093.00	321,960.00	0.00	57,867.00
431.02.00.05	0.00	46,727.00	1,448,938.00	1,764,079.00	1,448,938.00	1,764,079.00	1,448,938.00	1,810,806.00	0.00	361,868.00
431.02.00 : TOTAL	0.00	181,419.00	3,904,794.00	4,599,483.00	3,904,794.00	4,599,483.00	3,904,794.00	4,780,902.00	0.00	876,108.00
431.02 : TOTAL	0.00	181,419.00	3,904,794.00	4,599,483.00	3,904,794.00	4,599,483.00	3,904,794.00	4,780,902.00	0.00	876,108.00
431.03.00.01	0.00	53,371.00	53,371.00	0.00	53,371.00	0.00	53,371.00	53,371.00	0.00	0.00
431.03.00.02	0.00	6,717.00	6,717.00	0.00	6,717.00	0.00	6,717.00	6,717.00	0.00	0.00
431.03.00.04	0.00	6,599.00	6,599.00	0.00	6,599.00	0.00	6,599.00	6,599.00	0.00	0.00
431.03.00.05	0.00	22,947.00	22,947.00	0.00	22,947.00	0.00	22,947.00	22,947.00	0.00	0.00
431.03.00 : TOTAL	0.00	89,634.00	89,634.00	0.00	89,634.00	0.00	89,634.00	89,634.00	0.00	0.00
431.03 : TOTAL	0.00	89,634.00	89,634.00	0.00	89,634.00	0.00	89,634.00	89,634.00	0.00	0.00
431.04.00.01	0.00	56,250.00	795,960.00	903,178.00	795,960.00	903,178.00	795,960.00	959,428.00	0.00	163,468.00
431.04.00.02	0.00	7,102.00	94,130.00	105,732.00	94,130.00	105,732.00	94,130.00	112,834.00	0.00	18,704.00
431.04.00.04	0.00	6,978.00	107,248.00	123,376.00	107,248.00	123,376.00	107,248.00	130,354.00	0.00	23,106.00
431.04.00.05	0.00	24,263.00	584,509.00	704,887.00	584,509.00	704,887.00	584,509.00	729,150.00	0.00	144,641.00
431.04.00 : TOTAL	0.00	94,593.00	1,581,847.00	1,837,173.00	1,581,847.00	1,837,173.00	1,581,847.00	1,931,766.00	0.00	349,919.00
431.04 : TOTAL	0.00	94,593.00	1,581,847.00	1,837,173.00	1,581,847.00	1,837,173.00	1,581,847.00	1,931,766.00	0.00	349,919.00
431.05.00.01	0.00	2,868.00	2,868.00	0.00	2,868.00	0.00	2,868.00	2,868.00	0.00	0.00
431.05.00.02	0.00	361.00	361.00	0.00	361.00	0.00	361.00	361.00	0.00	0.00
431.05.00.04	0.00	354.00	354.00	0.00	354.00	0.00	354.00	354.00	0.00	0.00
431.05.00.05	0.00	1,245.00	1,245.00	0.00	1,245.00	0.00	1,245.00	1,245.00	0.00	0.00
431.05.00 : TOTAL	0.00	4,828.00	4,828.00	0.00	4,828.00	0.00	4,828.00	4,828.00	0.00	0.00
431.05 : TOTAL	0.00	4,828.00	4,828.00	0.00	4,828.00	0.00	4,828.00	4,828.00	0.00	0.00
431.06.00.01	0.00	0.00	166,760.00	203,606.00	166,760.00	203,606.00	166,760.00	203,606.00	0.00	36,846.00
431.06.00.02	0.00	0.00	19,615.00	23,835.00	19,615.00	23,835.00	19,615.00	23,835.00	0.00	4,220.00
431.06.00.04	0.00	0.00	22,583.00	27,780.00	22,583.00	27,780.00	22,583.00	27,780.00	0.00	5,197.00
431.06.00.05	0.00	0.00	126,085.00	158,642.00	126,085.00	158,642.00	126,085.00	158,642.00	0.00	32,557.00

Symbol Cont	SOLD INITIAL		RULAJ CURENTE		RULAJE CUMULATE AN		TOTAL SUME		SOLD FINAL	
	DEBIT	CREDIT	DEBIT	CREDIT	DEBIT	CREDIT	DEBIT	CREDIT	DEBIT	CREDIT
	431.06.00 : TOTAL	0.00	0.00	335,043.00	413,863.00	335,043.00	413,863.00	335,043.00	413,863.00	0.00
431.06 : TOTAL	0.00	0.00	335,043.00	413,863.00	335,043.00	413,863.00	335,043.00	413,863.00	0.00	78,820.00
431.07.00.05	0.00	0.00	-244.00	-244.00	-244.00	-244.00	-244.00	-244.00	0.00	0.00
431.07.00 : TOTAL	0.00	0.00	-244.00	-244.00	-244.00	-244.00	-244.00	-244.00	0.00	0.00
431.07 : TOTAL	0.00	0.00	-244.00	-244.00	-244.00	-244.00	-244.00	-244.00	0.00	0.00
431 : TOTAL	0.00	707,609.00	6,628,457.00	7,309,157.00	6,628,457.00	7,309,157.00	6,628,457.00	7,309,157.00	0.00	1,388,309.00
437.01.00.01	0.00	5,051.00	5,051.00	0.00	5,051.00	0.00	5,051.00	5,051.00	0.00	0.00
437.01.00.02	0.00	647.00	647.00	0.00	647.00	0.00	647.00	647.00	0.00	0.00
437.01.00.04	0.00	635.00	635.00	0.00	635.00	0.00	635.00	635.00	0.00	0.00
437.01.00.05	0.00	2,206.00	2,206.00	0.00	2,206.00	0.00	2,206.00	2,206.00	0.00	0.00
437.01.00 : TOTAL	0.00	8,539.00	8,539.00	0.00	8,539.00	0.00	8,539.00	8,539.00	0.00	0.00
437.01 : TOTAL	0.00	8,539.00	8,539.00	0.00	8,539.00	0.00	8,539.00	8,539.00	0.00	0.00
437.02.00.01	0.00	5,049.00	5,049.00	0.00	5,049.00	0.00	5,049.00	5,049.00	0.00	0.00
437.02.00.02	0.00	644.00	644.00	0.00	644.00	0.00	644.00	644.00	0.00	0.00
437.02.00.04	0.00	634.00	634.00	0.00	634.00	0.00	634.00	634.00	0.00	0.00
437.02.00.05	0.00	2,211.00	2,211.00	0.00	2,211.00	0.00	2,211.00	2,211.00	0.00	0.00
437.02.00 : TOTAL	0.00	8,538.00	8,538.00	0.00	8,538.00	0.00	8,538.00	8,538.00	0.00	0.00
437.02 : TOTAL	0.00	8,538.00	8,538.00	0.00	8,538.00	0.00	8,538.00	8,538.00	0.00	0.00
437 : TOTAL	0.00	17,077.00	17,077.00	0.00	17,077.00	0.00	17,077.00	17,077.00	0.00	0.00
442.03.00	0.00	0.00	20,840.00	20,840.00	20,840.00	20,840.00	20,840.00	20,840.00	0.00	0.00
442.03 : TOTAL	0.00	0.00	20,840.00	20,840.00	20,840.00	20,840.00	20,840.00	20,840.00	0.00	0.00
442.07.00	0.00	35,709.32	20,840.00	10,433.66	20,840.00	10,433.66	20,840.00	10,433.66	0.00	25,302.98
442.07 : TOTAL	0.00	35,709.32	20,840.00	10,433.66	20,840.00	10,433.66	20,840.00	10,433.66	0.00	25,302.98
442 : TOTAL	0.00	35,709.32	41,680.00	31,273.66	41,680.00	31,273.66	41,680.00	31,273.66	0.00	25,302.98
444.00.00.01	0.00	141,208.00	644,247.00	613,787.00	613,787.00	613,787.00	644,247.00	754,995.00	0.00	110,748.00
444.00.00.02	0.00	18,092.00	79,145.00	73,997.00	73,997.00	73,997.00	79,145.00	92,089.00	0.00	12,944.00
444.00.00.04	0.00	16,614.00	81,802.00	80,095.00	80,095.00	80,095.00	81,802.00	96,709.00	0.00	14,907.00
444.00.00.05	0.00	62,296.00	453,332.00	490,769.00	490,769.00	490,769.00	453,332.00	553,065.00	0.00	99,733.00
444.00.00 : TOTAL	0.00	238,210.00	1,258,526.00	1,258,648.00	1,258,648.00	1,258,648.00	1,258,526.00	1,496,858.00	0.00	238,332.00
444.00 : TOTAL	0.00	238,210.00	1,258,526.00	1,258,648.00	1,258,648.00	1,258,648.00	1,258,526.00	1,496,858.00	0.00	238,332.00
444 : TOTAL	0.00	238,210.00	1,258,526.00	1,258,648.00	1,258,648.00	1,258,648.00	1,258,526.00	1,496,858.00	0.00	238,332.00
446.01.00.01	0.00	6,907.00	131,770.00	147,783.00	147,783.00	147,783.00	131,770.00	154,690.00	0.00	22,920.00
446.01.00.02	0.00	1,624.00	12,264.00	12,768.00	12,768.00	12,768.00	12,264.00	14,392.00	0.00	2,128.00
446.01.00.05	0.00	8,442.00	0.00	-8,442.00	-8,442.00	-8,442.00	0.00	0.00	0.00	0.00
446.01.00 : TOTAL	0.00	16,973.00	144,034.00	152,109.00	152,109.00	152,109.00	144,034.00	169,082.00	0.00	25,048.00
446.01 : TOTAL	0.00	16,973.00	144,034.00	152,109.00	152,109.00	152,109.00	144,034.00	169,082.00	0.00	25,048.00
446 : TOTAL	0.00	16,973.00	144,034.00	152,109.00	152,109.00	152,109.00	144,034.00	169,082.00	0.00	25,048.00
461.01.01	10,364.00	0.00	172,264.00	0.00	172,264.00	0.00	182,628.00	182,628.00	182,628.00	0.00
461.01.09.01	0.00	0.00	8,125.10	8,125.10	8,125.10	8,125.10	8,125.10	8,125.10	0.00	0.00
461.01.09 : TOTAL	0.00	0.00	8,125.10	8,125.10	8,125.10	8,125.10	8,125.10	8,125.10	0.00	0.00
461.01 : TOTAL	10,364.00	0.00	180,389.10	8,125.10	180,389.10	8,125.10	190,753.10	190,753.10	182,628.00	0.00
461 : TOTAL	10,364.00	0.00	180,389.10	8,125.10	180,389.10	8,125.10	190,753.10	190,753.10	182,628.00	0.00
462.01.09.01	0.00	549.31	2,153.98	1,728.40	1,728.40	1,728.40	2,153.98	2,277.71	0.00	123.73
462.01.09.02	0.00	0.00	8,477.80	9,667.40	9,667.40	9,667.40	8,477.80	9,667.40	0.00	1,189.60

Symbol Cont	SOLD INITIAL		RULA CURENTE		RULAJE CUMULATE AN		TOTAL SUME		SOLD FINAL	
	DEBIT	CREDIT	DEBIT	CREDIT	DEBIT	CREDIT	DEBIT	CREDIT	DEBIT	CREDIT
462.01.09.04	0.00	0.00	900.00	900.00	900.00	900.00	900.00	900.00	0.00	0.00
462.01.09.06	0.00	4,171.42	4,599.42	2,439.73	4,599.42	2,439.73	4,599.42	6,611.15	0.00	2,011.73
462.01.09 : TOTAL	0.00	4,720.73	16,131.20	14,735.53	16,131.20	14,735.53	16,131.20	19,456.26	0.00	3,325.06
462.01 : TOTAL	0.00	4,720.73	16,131.20	14,735.53	16,131.20	14,735.53	16,131.20	19,456.26	0.00	3,325.06
462 : TOTAL	0.00	4,720.73	16,131.20	14,735.53	16,131.20	14,735.53	16,131.20	19,456.26	0.00	3,325.06
468.01.07	0.00	0.00	943,000.00	0.00	943,000.00	0.00	943,000.00	0.00	943,000.00	0.00
468.01 : TOTAL	0.00	0.00	943,000.00	0.00	943,000.00	0.00	943,000.00	0.00	943,000.00	0.00
468 : TOTAL	0.00	0.00	943,000.00	0.00	943,000.00	0.00	943,000.00	0.00	943,000.00	0.00
473.01.09	0.00	0.00	12,567.00	12,567.00	12,567.00	12,567.00	12,567.00	12,567.00	0.00	0.00
473.01 : TOTAL	0.00	0.00	12,567.00	12,567.00	12,567.00	12,567.00	12,567.00	12,567.00	0.00	0.00
473 : TOTAL	0.00	0.00	12,567.00	12,567.00	12,567.00	12,567.00	12,567.00	12,567.00	0.00	0.00
512.01.02.01	0.00	0.00	255.37	255.37	255.37	255.37	255.37	255.37	0.00	0.00
512.01.02 : TOTAL	0.00	0.00	255.37	255.37	255.37	255.37	255.37	255.37	0.00	0.00
512.01 : TOTAL	0.00	0.00	255.37	255.37	255.37	255.37	255.37	255.37	0.00	0.00
512 : TOTAL	0.00	0.00	255.37	255.37	255.37	255.37	255.37	255.37	0.00	0.00
519.01.07	0.00	0.00	0.00	943,000.00	0.00	943,000.00	0.00	943,000.00	0.00	943,000.00
519.01 : TOTAL	0.00	0.00	0.00	943,000.00	0.00	943,000.00	0.00	943,000.00	0.00	943,000.00
519 : TOTAL	0.00	0.00	0.00	943,000.00	0.00	943,000.00	0.00	943,000.00	0.00	943,000.00
531.01.01	0.00	0.00	74,815.01	74,062.18	74,815.01	74,062.18	74,815.01	74,062.18	752.83	0.00
531.01 : TOTAL	0.00	0.00	74,815.01	74,062.18	74,815.01	74,062.18	74,815.01	74,062.18	752.83	0.00
531 : TOTAL	0.00	0.00	74,815.01	74,062.18	74,815.01	74,062.18	74,815.01	74,062.18	752.83	0.00
532.01.00	662.20	0.00	1,920.00	1,622.30	1,920.00	1,622.30	2,582.20	1,622.30	959.90	0.00
532.01 : TOTAL	662.20	0.00	1,920.00	1,622.30	1,920.00	1,622.30	2,582.20	1,622.30	959.90	0.00
532.06.00	0.00	0.00	74,820.00	74,820.00	74,820.00	74,820.00	74,820.00	74,820.00	0.00	0.00
532.06 : TOTAL	0.00	0.00	74,820.00	74,820.00	74,820.00	74,820.00	74,820.00	74,820.00	0.00	0.00
532 : TOTAL	0.00	0.00	74,820.00	74,820.00	74,820.00	74,820.00	74,820.00	74,820.00	0.00	0.00
532 : TOTAL	662.20	0.00	76,740.00	76,442.30	76,740.00	76,442.30	77,402.20	76,442.30	959.90	0.00
550.01.01.2	5,721.77	0.00	0.00	0.00	0.00	0.00	5,721.77	0.00	5,721.77	0.00
550.01.01 : TOTAL	5,721.77	0.00	0.00	0.00	0.00	0.00	5,721.77	0.00	5,721.77	0.00
550.01.02.01	58,858.69	0.00	33,138.00	0.00	33,138.00	0.00	91,996.69	0.00	91,996.69	0.00
550.01.02 : TOTAL	58,858.69	0.00	33,138.00	0.00	33,138.00	0.00	91,996.69	0.00	91,996.69	0.00
550.01 : TOTAL	64,580.46	0.00	33,138.00	0.00	33,138.00	0.00	97,718.46	0.00	97,718.46	0.00
550 : TOTAL	64,580.46	0.00	33,138.00	0.00	33,138.00	0.00	97,718.46	0.00	97,718.46	0.00
552.00.00.1	10,845.78	0.00	10,746.60	16,257.22	10,746.60	16,257.22	21,592.38	16,257.22	5,335.16	0.00
552.00.00 : TOTAL	10,845.78	0.00	10,746.60	16,257.22	10,746.60	16,257.22	21,592.38	16,257.22	5,335.16	0.00
552.00 : TOTAL	10,845.78	0.00	10,746.60	16,257.22	10,746.60	16,257.22	21,592.38	16,257.22	5,335.16	0.00
552 : TOTAL	10,845.78	0.00	10,746.60	16,257.22	10,746.60	16,257.22	21,592.38	16,257.22	5,335.16	0.00
560.01.01.1	0.00	0.00	6,565,211.51	0.00	6,565,211.51	0.00	6,565,211.51	0.00	6,565,211.51	0.00
560.01.01.10	0.00	0.00	41,054.00	0.00	41,054.00	0.00	41,054.00	0.00	41,054.00	0.00
560.01.01.12	0.00	0.00	1,340,596.69	0.00	1,340,596.69	0.00	1,340,596.69	0.00	1,340,596.69	0.00
560.01.01.13	0.00	0.00	6,947,403.00	0.00	6,947,403.00	0.00	6,947,403.00	0.00	6,947,403.00	0.00
560.01.01.14	0.00	0.00	311,400.00	0.00	311,400.00	0.00	311,400.00	0.00	311,400.00	0.00
560.01.01.18	0.00	0.00	6,286,421.00	0.00	6,286,421.00	0.00	6,286,421.00	0.00	6,286,421.00	0.00
560.01.01.19	0.00	0.00	22,648.66	0.00	22,648.66	0.00	22,648.66	0.00	22,648.66	0.00
560.01.01.2	0.00	0.00	253,695.84	0.00	253,695.84	0.00	253,695.84	0.00	253,695.84	0.00

Symbol Cont	SOLD INITIAL		RULAJ CURENTE		RULAJE CUMULATE AN		TOTAL SUME		SOLD FINAL	
	DEBIT	CREDIT	DEBIT	CREDIT	DEBIT	CREDIT	DEBIT	CREDIT	DEBIT	CREDIT
560.01.01.3	0.00	0.00	10,000.00	0.00	10,000.00	0.00	10,000.00	0.00	10,000.00	0.00
560.01.01.6	0.00	0.00	927.00	0.00	927.00	0.00	927.00	0.00	927.00	0.00
560.01.01.7	0.00	0.00	1,284,453.17	0.00	1,284,453.17	0.00	1,284,453.17	0.00	1,284,453.17	0.00
560.01.01.8	0.00	0.00	5,940.00	0.00	5,940.00	0.00	5,940.00	0.00	5,940.00	0.00
560.01.01.8.2	0.00	0.00	67,127.95	0.00	67,127.95	0.00	67,127.95	0.00	67,127.95	0.00
560.01.01.8.5	0.00	0.00	943,000.00	0.00	943,000.00	0.00	943,000.00	0.00	943,000.00	0.00
560.01.01.9	0.00	0.00	133,590.78	0.00	133,590.78	0.00	133,590.78	0.00	133,590.78	0.00
560.01.01 : TOTAL	0.00	0.00	24,213,469.60	0.00	24,213,469.60	0.00	24,213,469.60	0.00	24,213,469.60	0.00
560.01 : TOTAL	0.00	0.00	24,213,469.60	0.00	24,213,469.60	0.00	24,213,469.60	0.00	24,213,469.60	0.00
560.03 : TOTAL	2,180,188.98	0.00	0.00	943,000.00	0.00	943,000.00	2,180,188.98	943,000.00	1,237,188.98	0.00
560.03 : TOTAL	2,180,188.98	0.00	0.00	943,000.00	0.00	943,000.00	2,180,188.98	943,000.00	1,237,188.98	0.00
560 : TOTAL	2,180,188.98	0.00	24,213,469.60	943,000.00	24,213,469.60	943,000.00	26,393,658.58	943,000.00	25,450,658.58	0.00
581.01.01	0.00	0.00	9,839.08	9,839.08	9,839.08	9,839.08	9,839.08	9,839.08	0.00	0.00
581.01 : TOTAL	0.00	0.00	9,839.08	9,839.08	9,839.08	9,839.08	9,839.08	9,839.08	0.00	0.00
581 : TOTAL	0.00	0.00	9,839.08	9,839.08	9,839.08	9,839.08	9,839.08	9,839.08	0.00	0.00
602.02.00.01	0.00	0.00	5,896.68	5,896.68	5,896.68	5,896.68	5,896.68	5,896.68	0.00	0.00
602.02.00 : TOTAL	0.00	0.00	5,896.68	5,896.68	5,896.68	5,896.68	5,896.68	5,896.68	0.00	0.00
602.02 : TOTAL	0.00	0.00	5,896.68	5,896.68	5,896.68	5,896.68	5,896.68	5,896.68	0.00	0.00
602.04.00.01	0.00	0.00	5,896.68	5,896.68	5,896.68	5,896.68	5,896.68	5,896.68	0.00	0.00
602.04.00 : TOTAL	0.00	0.00	5,896.68	5,896.68	5,896.68	5,896.68	5,896.68	5,896.68	0.00	0.00
602.04 : TOTAL	0.00	0.00	5,896.68	5,896.68	5,896.68	5,896.68	5,896.68	5,896.68	0.00	0.00
602.07.00.01	0.00	0.00	196,883.47	196,883.47	196,883.47	196,883.47	196,883.47	196,883.47	0.00	0.00
602.07.00.02	0.00	0.00	51,897.16	51,897.16	51,897.16	51,897.16	51,897.16	51,897.16	0.00	0.00
602.07.00 : TOTAL	0.00	0.00	248,780.63	248,780.63	248,780.63	248,780.63	248,780.63	248,780.63	0.00	0.00
602.07 : TOTAL	0.00	0.00	248,780.63	248,780.63	248,780.63	248,780.63	248,780.63	248,780.63	0.00	0.00
602.08.00.01	0.00	0.00	151,312.69	151,312.69	151,312.69	151,312.69	151,312.69	151,312.69	0.00	0.00
602.08.00.02	0.00	0.00	10,076.76	10,076.76	10,076.76	10,076.76	10,076.76	10,076.76	0.00	0.00
602.08.00 : TOTAL	0.00	0.00	161,389.45	161,389.45	161,389.45	161,389.45	161,389.45	161,389.45	0.00	0.00
602.08 : TOTAL	0.00	0.00	161,389.45	161,389.45	161,389.45	161,389.45	161,389.45	161,389.45	0.00	0.00
602.09.00.03.01	0.00	0.00	630,736.66	630,736.66	630,736.66	630,736.66	630,736.66	630,736.66	0.00	0.00
602.09.00.03.03	0.00	0.00	774,726.46	774,726.46	774,726.46	774,726.46	774,726.46	774,726.46	0.00	0.00
602.09.00.03.04	0.00	0.00	66,590.20	66,590.20	66,590.20	66,590.20	66,590.20	66,590.20	0.00	0.00
602.09.00.04.01	0.00	0.00	219,485.89	219,485.89	219,485.89	219,485.89	219,485.89	219,485.89	0.00	0.00
602.09.00.04.02	0.00	0.00	3,460.90	3,460.90	3,460.90	3,460.90	3,460.90	3,460.90	0.00	0.00
602.09.00.05.01	0.00	0.00	7,059.20	7,059.20	7,059.20	7,059.20	7,059.20	7,059.20	0.00	0.00
602.09.00.06.01	0.00	0.00	61,915.13	61,915.13	61,915.13	61,915.13	61,915.13	61,915.13	0.00	0.00
602.09.00.06.02	0.00	0.00	5,775.07	5,775.07	5,775.07	5,775.07	5,775.07	5,775.07	0.00	0.00
602.09.00 : TOTAL	0.00	0.00	1,769,749.51	1,769,749.51	1,769,749.51	1,769,749.51	1,769,749.51	1,769,749.51	0.00	0.00
602.09 : TOTAL	0.00	0.00	1,769,749.51	1,769,749.51	1,769,749.51	1,769,749.51	1,769,749.51	1,769,749.51	0.00	0.00
602 : TOTAL	0.00	0.00	2,344,073.29	2,344,073.29	2,344,073.29	2,344,073.29	2,344,073.29	2,344,073.29	0.00	0.00
603.00.00.01	0.00	0.00	-0.02	-0.02	-0.02	-0.02	-0.02	-0.02	0.00	0.00
603.00.00 : TOTAL	0.00	0.00	-0.02	-0.02	-0.02	-0.02	-0.02	-0.02	0.00	0.00
603.00 : TOTAL	0.00	0.00	-0.02	-0.02	-0.02	-0.02	-0.02	-0.02	0.00	0.00
603 : TOTAL	0.00	0.00	-0.02	-0.02	-0.02	-0.02	-0.02	-0.02	0.00	0.00

Simbol Cont	SOLD INITIAL		RULAJ CURENTE		RULAJE CUMULATE AN		TOTAL SUME		SOLD FINAL	
	DEBIT	CREDIT	DEBIT	CREDIT	DEBIT	CREDIT	DEBIT	CREDIT	DEBIT	CREDIT
610.00.00	0.00	0.00	384,435.42	384,435.42	384,435.42	384,435.42	384,435.42	384,435.42	0.00	0.00
610.00 : TOTAL	0.00	0.00	384,435.42	384,435.42	384,435.42	384,435.42	384,435.42	384,435.42	0.00	0.00
610 : TOTAL	0.00	0.00	384,435.42	384,435.42	384,435.42	384,435.42	384,435.42	384,435.42	0.00	0.00
611.00.00	0.00	0.00	35,007.52	35,007.52	35,007.52	35,007.52	35,007.52	35,007.52	0.00	0.00
611.00 : TOTAL	0.00	0.00	35,007.52	35,007.52	35,007.52	35,007.52	35,007.52	35,007.52	0.00	0.00
611 : TOTAL	0.00	0.00	35,007.52	35,007.52	35,007.52	35,007.52	35,007.52	35,007.52	0.00	0.00
613.00.00	0.00	0.00	3,423.70	3,423.70	3,423.70	3,423.70	3,423.70	3,423.70	0.00	0.00
613.00 : TOTAL	0.00	0.00	3,423.70	3,423.70	3,423.70	3,423.70	3,423.70	3,423.70	0.00	0.00
613 : TOTAL	0.00	0.00	3,423.70	3,423.70	3,423.70	3,423.70	3,423.70	3,423.70	0.00	0.00
614.00.00	0.00	0.00	1,916.00	1,916.00	1,916.00	1,916.00	1,916.00	1,916.00	0.00	0.00
614.00 : TOTAL	0.00	0.00	1,916.00	1,916.00	1,916.00	1,916.00	1,916.00	1,916.00	0.00	0.00
614 : TOTAL	0.00	0.00	1,916.00	1,916.00	1,916.00	1,916.00	1,916.00	1,916.00	0.00	0.00
623.00.00	0.00	0.00	3,198.00	3,198.00	3,198.00	3,198.00	3,198.00	3,198.00	0.00	0.00
623.00 : TOTAL	0.00	0.00	3,198.00	3,198.00	3,198.00	3,198.00	3,198.00	3,198.00	0.00	0.00
623 : TOTAL	0.00	0.00	3,198.00	3,198.00	3,198.00	3,198.00	3,198.00	3,198.00	0.00	0.00
624.01.00	0.00	0.00	6,526.55	6,526.55	6,526.55	6,526.55	6,526.55	6,526.55	0.00	0.00
624.01 : TOTAL	0.00	0.00	6,526.55	6,526.55	6,526.55	6,526.55	6,526.55	6,526.55	0.00	0.00
624.02.00	0.00	0.00	2,109.36	2,109.36	2,109.36	2,109.36	2,109.36	2,109.36	0.00	0.00
624.02 : TOTAL	0.00	0.00	2,109.36	2,109.36	2,109.36	2,109.36	2,109.36	2,109.36	0.00	0.00
624 : TOTAL	0.00	0.00	8,635.91	8,635.91	8,635.91	8,635.91	8,635.91	8,635.91	0.00	0.00
626.00.00	0.00	0.00	27,108.16	27,108.16	27,108.16	27,108.16	27,108.16	27,108.16	0.00	0.00
626.00 : TOTAL	0.00	0.00	27,108.16	27,108.16	27,108.16	27,108.16	27,108.16	27,108.16	0.00	0.00
626 : TOTAL	0.00	0.00	27,108.16	27,108.16	27,108.16	27,108.16	27,108.16	27,108.16	0.00	0.00
627.00.00	0.00	0.00	266.87	266.87	266.87	266.87	266.87	266.87	0.00	0.00
627.00 : TOTAL	0.00	0.00	266.87	266.87	266.87	266.87	266.87	266.87	0.00	0.00
627 : TOTAL	0.00	0.00	266.87	266.87	266.87	266.87	266.87	266.87	0.00	0.00
628.00.00	0.00	0.00	1,088,798.04	1,088,798.04	1,088,798.04	1,088,798.04	1,088,798.04	1,088,798.04	0.00	0.00
628.00 : TOTAL	0.00	0.00	1,088,798.04	1,088,798.04	1,088,798.04	1,088,798.04	1,088,798.04	1,088,798.04	0.00	0.00
628 : TOTAL	0.00	0.00	1,088,798.04	1,088,798.04	1,088,798.04	1,088,798.04	1,088,798.04	1,088,798.04	0.00	0.00
629.01.00	0.00	0.00	39,248.35	39,248.35	39,248.35	39,248.35	39,248.35	39,248.35	0.00	0.00
629.01 : TOTAL	0.00	0.00	39,248.35	39,248.35	39,248.35	39,248.35	39,248.35	39,248.35	0.00	0.00
629 : TOTAL	0.00	0.00	39,248.35	39,248.35	39,248.35	39,248.35	39,248.35	39,248.35	0.00	0.00
635.01.00.01	0.00	0.00	147,783.00	147,783.00	147,783.00	147,783.00	147,783.00	147,783.00	0.00	0.00
635.01.00.02	0.00	0.00	12,768.00	12,768.00	12,768.00	12,768.00	12,768.00	12,768.00	0.00	0.00
635.01.00.05	0.00	0.00	-8,442.00	-8,442.00	-8,442.00	-8,442.00	-8,442.00	-8,442.00	0.00	0.00
635.01.00 : TOTAL	0.00	0.00	152,109.00	152,109.00	152,109.00	152,109.00	152,109.00	152,109.00	0.00	0.00
635.01 : TOTAL	0.00	0.00	152,109.00	152,109.00	152,109.00	152,109.00	152,109.00	152,109.00	0.00	0.00
641.00.00.01	0.00	0.00	9,340,009.00	9,340,009.00	9,340,009.00	9,340,009.00	9,340,009.00	9,340,009.00	0.00	0.00
641.00.00.02	0.00	0.00	1,101,986.00	1,101,986.00	1,101,986.00	1,101,986.00	1,101,986.00	1,101,986.00	0.00	0.00
641.00.00.04	0.00	0.00	1,274,008.00	1,274,008.00	1,274,008.00	1,274,008.00	1,274,008.00	1,274,008.00	0.00	0.00
641.00.00.05	0.00	0.00	7,386,904.00	7,386,904.00	7,386,904.00	7,386,904.00	7,386,904.00	7,386,904.00	0.00	0.00
641.00.00 : TOTAL	0.00	0.00	19,102,907.00	19,102,907.00	19,102,907.00	19,102,907.00	19,102,907.00	19,102,907.00	0.00	0.00
641.00 : TOTAL	0.00	0.00	19,102,907.00	19,102,907.00	19,102,907.00	19,102,907.00	19,102,907.00	19,102,907.00	0.00	0.00

Symbol Cont	SOLD INITIAL		RULAJ CURENTE		RULAJE CUMULATE AN		TOTAL SUME		SOLD FINAL	
	DEBIT	CREDIT	DEBIT	CREDIT	DEBIT	CREDIT	DEBIT	CREDIT	DEBIT	CREDIT
641 : TOTAL	0.00	0.00	19,102,907.00	19,102,907.00	19,102,907.00	19,102,907.00	19,102,907.00	19,102,907.00	0.00	0.00
642.00.00.01	0.00	0.00	35,970.00	35,970.00	35,970.00	35,970.00	35,970.00	35,970.00	0.00	0.00
642.00.00.02	0.00	0.00	5,655.00	5,655.00	5,655.00	5,655.00	5,655.00	5,655.00	0.00	0.00
642.00.00.04	0.00	0.00	3,525.00	3,525.00	3,525.00	3,525.00	3,525.00	3,525.00	0.00	0.00
642.00.00.05	0.00	0.00	29,670.00	29,670.00	29,670.00	29,670.00	29,670.00	29,670.00	0.00	0.00
642.00.00 : TOTAL	0.00	0.00	74,820.00	74,820.00	74,820.00	74,820.00	74,820.00	74,820.00	0.00	0.00
642 : TOTAL	0.00	0.00	74,820.00	74,820.00	74,820.00	74,820.00	74,820.00	74,820.00	0.00	0.00
645.01.00.01	0.00	0.00	74,820.00	74,820.00	74,820.00	74,820.00	74,820.00	74,820.00	0.00	0.00
645.01.00.02	0.00	0.00	366,593.00	366,593.00	366,593.00	366,593.00	366,593.00	366,593.00	0.00	0.00
645.01.00.04	0.00	0.00	42,668.00	42,668.00	42,668.00	42,668.00	42,668.00	42,668.00	0.00	0.00
645.01.00.05	0.00	0.00	49,621.00	49,621.00	49,621.00	49,621.00	49,621.00	49,621.00	0.00	0.00
645.01.00 : TOTAL	0.00	0.00	126,272.00	126,272.00	126,272.00	126,272.00	126,272.00	126,272.00	0.00	0.00
645.01 : TOTAL	0.00	0.00	585,154.00	585,154.00	585,154.00	585,154.00	585,154.00	585,154.00	0.00	0.00
645.05.00.02	0.00	0.00	585,154.00	585,154.00	585,154.00	585,154.00	585,154.00	585,154.00	0.00	0.00
645.05.00 : TOTAL	0.00	0.00	-244.00	-244.00	-244.00	-244.00	-244.00	-244.00	0.00	0.00
645.05 : TOTAL	0.00	0.00	-244.00	-244.00	-244.00	-244.00	-244.00	-244.00	0.00	0.00
645.07.00.01	0.00	0.00	-244.00	-244.00	-244.00	-244.00	-244.00	-244.00	0.00	0.00
645.07.00.02	0.00	0.00	203,606.00	203,606.00	203,606.00	203,606.00	203,606.00	203,606.00	0.00	0.00
645.07.00.04	0.00	0.00	23,835.00	23,835.00	23,835.00	23,835.00	23,835.00	23,835.00	0.00	0.00
645.07.00.05	0.00	0.00	27,780.00	27,780.00	27,780.00	27,780.00	27,780.00	27,780.00	0.00	0.00
645.07.00 : TOTAL	0.00	0.00	32,370.00	32,370.00	32,370.00	32,370.00	32,370.00	32,370.00	0.00	0.00
645.07 : TOTAL	0.00	0.00	287,591.00	287,591.00	287,591.00	287,591.00	287,591.00	287,591.00	0.00	0.00
645 : TOTAL	0.00	0.00	287,591.00	287,591.00	287,591.00	287,591.00	287,591.00	287,591.00	0.00	0.00
658.01.01	0.00	0.00	872,501.00	872,501.00	872,501.00	872,501.00	872,501.00	872,501.00	0.00	0.00
658.01.09	0.00	0.00	24,407.42	24,407.42	24,407.42	24,407.42	24,407.42	24,407.42	0.00	0.00
658.01 : TOTAL	0.00	0.00	209.16	209.16	209.16	209.16	209.16	209.16	0.00	0.00
658 : TOTAL	0.00	0.00	24,616.58	24,616.58	24,616.58	24,616.58	24,616.58	24,616.58	0.00	0.00
679.00.00	0.00	0.00	24,616.58	24,616.58	24,616.58	24,616.58	24,616.58	24,616.58	0.00	0.00
679.00 : TOTAL	0.00	0.00	320,296.00	320,296.00	320,296.00	320,296.00	320,296.00	320,296.00	0.00	0.00
681.01.00.1	0.00	0.00	320,296.00	320,296.00	320,296.00	320,296.00	320,296.00	320,296.00	0.00	0.00
681.01.00.2	0.00	0.00	243,058.10	243,058.10	243,058.10	243,058.10	243,058.10	243,058.10	0.00	0.00
681.01.00 : TOTAL	0.00	0.00	1,049.04	1,049.04	1,049.04	1,049.04	1,049.04	1,049.04	0.00	0.00
681.01 : TOTAL	0.00	0.00	244,107.14	244,107.14	244,107.14	244,107.14	244,107.14	244,107.14	0.00	0.00
681 : TOTAL	0.00	0.00	244,107.14	244,107.14	244,107.14	244,107.14	244,107.14	244,107.14	0.00	0.00
750.00.00	0.00	0.00	244,107.14	244,107.14	244,107.14	244,107.14	244,107.14	244,107.14	0.00	0.00
750.00 : TOTAL	0.00	0.00	900.00	900.00	900.00	900.00	900.00	900.00	0.00	0.00
750 : TOTAL	0.00	0.00	900.00	900.00	900.00	900.00	900.00	900.00	0.00	0.00
751.01.00.1	0.00	0.00	900.00	900.00	900.00	900.00	900.00	900.00	0.00	0.00
751.01.00.10	0.00	0.00	12,749,326.50	12,749,326.50	12,749,326.50	12,749,326.50	12,749,326.50	12,749,326.50	0.00	0.00
751.01.00.2	0.00	0.00	16,620.00	16,620.00	16,620.00	16,620.00	16,620.00	16,620.00	0.00	0.00
751.01.00.2.01	0.00	0.00	314,040.12	314,040.12	314,040.12	314,040.12	314,040.12	314,040.12	0.00	0.00
751.01.00.2.03	0.00	0.00	186,512.91	186,512.91	186,512.91	186,512.91	186,512.91	186,512.91	0.00	0.00
751.01.00.2 : TOTAL	0.00	0.00	9,805.37	9,805.37	9,805.37	9,805.37	9,805.37	9,805.37	0.00	0.00
751.01.00.2 : TOTAL	0.00	0.00	510,358.40	510,358.40	510,358.40	510,358.40	510,358.40	510,358.40	0.00	0.00

Simbol Cont	SOLD INITIAL		RULAJ CURENTE		RULAJE CUMULATE AN		TOTAL SUME		SOLD FINAL	
	DEBIT	CREDIT	DEBIT	CREDIT	DEBIT	CREDIT	DEBIT	CREDIT	DEBIT	CREDIT
751.01.00.3	0.00	0.00	5,000.00	5,000.00	5,000.00	5,000.00	5,000.00	5,000.00	0.00	0.00
751.01.00.6	0.00	0.00	1,340,596.69	1,340,596.69	1,340,596.69	1,340,596.69	1,340,596.69	1,340,596.69	0.00	0.00
751.01.00.7	0.00	0.00	1,078,397.32	1,078,397.32	1,078,397.32	1,078,397.32	1,078,397.32	1,078,397.32	0.00	0.00
751.01.00.8	0.00	0.00	6,947,403.00	6,947,403.00	6,947,403.00	6,947,403.00	6,947,403.00	6,947,403.00	0.00	0.00
751.01.00.9	0.00	0.00	396,400.00	396,400.00	396,400.00	396,400.00	396,400.00	396,400.00	0.00	0.00
751.01.00 : TOTAL	0.00	0.00	23,044,101.91	23,044,101.91	23,044,101.91	23,044,101.91	23,044,101.91	23,044,101.91	0.00	0.00
751.05.00.1	0.00	0.00	23,044,101.91	23,044,101.91	23,044,101.91	23,044,101.91	23,044,101.91	23,044,101.91	0.00	0.00
751.05.00.10	0.00	0.00	1,432.80	1,432.80	1,432.80	1,432.80	1,432.80	1,432.80	0.00	0.00
751.05.00.11	0.00	0.00	773.90	773.90	773.90	773.90	773.90	773.90	0.00	0.00
751.05.00.3	0.00	0.00	3,150.00	3,150.00	3,150.00	3,150.00	3,150.00	3,150.00	0.00	0.00
751.05.00.6	0.00	0.00	1,261.40	1,261.40	1,261.40	1,261.40	1,261.40	1,261.40	0.00	0.00
751.05.00.7	0.00	0.00	12,489.00	12,489.00	12,489.00	12,489.00	12,489.00	12,489.00	0.00	0.00
751.05.00.9	0.00	0.00	23,660.33	23,660.33	23,660.33	23,660.33	23,660.33	23,660.33	0.00	0.00
751.05.00 : TOTAL	0.00	0.00	689.70	689.70	689.70	689.70	689.70	689.70	0.00	0.00
751.05 : TOTAL	0.00	0.00	43,457.13	43,457.13	43,457.13	43,457.13	43,457.13	43,457.13	0.00	0.00
751 : TOTAL	0.00	0.00	43,457.13	43,457.13	43,457.13	43,457.13	43,457.13	43,457.13	0.00	0.00
770.00.00.001	0.00	0.00	23,087,559.04	23,087,559.04	23,087,559.04	23,087,559.04	23,087,559.04	23,087,559.04	0.00	0.00
770.00.00.005	0.00	0.00	0.00	0.00	0.00	0.00	0.00	0.00	0.00	0.00
770.00.00.006	0.00	0.00	13,943,792.65	13,943,792.65	13,943,792.65	13,943,792.65	13,943,792.65	13,943,792.65	0.00	13,943,792.65
770.00.00 : TOTAL	0.00	0.00	8,666,268.64	8,666,268.64	8,666,268.64	8,666,268.64	8,666,268.64	8,666,268.64	0.00	8,666,268.64
770.00 : TOTAL	0.00	0.00	22,648.66	22,648.66	22,648.66	22,648.66	22,648.66	22,648.66	0.00	22,648.66
770 : TOTAL	0.00	0.00	0.00	0.00	0.00	0.00	0.00	0.00	0.00	0.00
772.02.00	0.00	0.00	22,632,709.95	22,632,709.95	22,632,709.95	22,632,709.95	22,632,709.95	22,632,709.95	0.00	22,632,709.95
772 : TOTAL	0.00	0.00	22,632,709.95	22,632,709.95	22,632,709.95	22,632,709.95	22,632,709.95	22,632,709.95	0.00	22,632,709.95
779.01.01	0.00	0.00	22,648.66	22,648.66	22,648.66	22,648.66	22,648.66	22,648.66	0.00	0.00
779.01 : TOTAL	0.00	0.00	22,648.66	22,648.66	22,648.66	22,648.66	22,648.66	22,648.66	0.00	0.00
779 : TOTAL	0.00	0.00	24,407.42	24,407.42	24,407.42	24,407.42	24,407.42	24,407.42	0.00	0.00
TOTAL GENERAL	55,033,698.17	55,033,698.17	154,077,576.16	154,077,576.16	154,077,576.16	154,077,576.16	209,111,274.33	209,111,274.33	80,796,997.27	80,796,997.27

DIRECTOR FINANCIAR CONTABIL
EC. ANCA ELENA MUNTEAN



MANAGER
DR. MURESAN VASILE

Balanta cont 40 - FURNIZORI SI CONTURI ASIMILATE

Perioada: 01.01.2018 - 30.06.2018

Explicatii	Cod fiscal	Sold initial	Facturi	Plati	- Lei noi - Sold final
A&A PRO DIAGNOSTIC SRL (401.01.00.1003)	23068692	142.80	202.30	345.10	0.00
ACOR SERVICE (401.01.00.068)	10696741	0.00	75,888.43	75,888.43	0.00
ACVAROM INTERNATIONAL (401.01.00.944)	28911176	0.00	66,045.00	54,740.00	11,305.00
ADION PRODIMPETRANS (401.01.00.492)		0.00	333.20	333.20	0.00
AGRIROM SRL (401.01.00.959)	9140172	0.00	5,755.16	5,117.51	637.65
AIR LIQUIDE VITALAIRE ROMANIA (401.01.00.1034)	18179732	0.00	1,150.00	1,150.00	0.00
AIR LIQUIDE VITALAIRE ROMANIA SRL (404.01.00.095)	18179732	0.00	65,448.81	0.00	65,448.81
ALEX ROM SRL (404.01.00.081)	RO6343504	7,038.28	0.00	7,038.28	0.00
ALGIPO SRL (401.01.00.970)	12768690	0.00	999.60	0.00	999.60
ALLERGY FARM SRL (401.01.00.1133)	30602300	0.00	2,677.50	2,677.50	0.00
ALPHA NED 2000 EXIM (401.01.00.837)	13393416	0.00	3,998.52	3,593.68	404.84
ALVIS COMSERV SRL (401.01.00.1028)	RO9434259	0.00	3,576.64	3,576.64	0.00
AMBIENT (401.01.00.989)	3099430	0.00	798.00	478.80	319.20
AMS 2000 TRADING IMPEX S.R.L. (401.01.00.060)	9603757	0.00	785.40	785.40	0.00
ANCONA IMPORT EXPORT (401.01.00.239)	2347737	0.00	11,852.40	5,236.00	6,616.40
ARKAS PRODEXIM S.R.L. (401.01.00.186)	14953341	0.00	1,225.70	818.72	406.98
ASCENSO SRL (401.01.00.911)	207139	0.00	4,208.02	2,261.00	1,947.02
ASCENSORUL SA (401.01.00.826)	397270	0.00	999.60	799.68	199.92
AURASIG SRL (401.01.00.595)	24001534	0.00	18,000.00	18,000.00	0.00
AUSTRAL TRADE (401.01.00.742)	3738836	0.00	6,897.90	5,734.08	1,163.82
AUTO MURESAN SRL (401.01.00.638)	17509700	0.00	4,855.68	4,855.68	0.00
AVENA MEDICA SRL (401.01.00.271)	24684380	0.00	316.54	240.38	76.16
B BRAUN MEDICAL S.R.L. (401.01.00.027)	11080242	1,056.24	42,508.81	33,879.47	9,685.58
BALMED S.R.L. (401.01.00.172)	4281740	0.00	386.75	0.00	386.75
BIEM COMPACT PRESTCOM (401.01.00.426)	8508129	0.00	4,609.46	4,609.46	0.00
BIOMAXIMA CLINICAL SRL (401.01.00.1095)	28399247	0.00	357.00	357.00	0.00
BIOSTEC CLINILAB S.R.L. (401.01.00.131)	11324711	0.00	34,450.50	30,345.00	4,105.50
BLOR RETAIL SA (401.01.00.1124)	15704730	0.00	22.00	22.00	0.00
BONAS IMPORT EXPORT (401.01.00.753)	228824	436.62	35,713.95	30,862.55	5,288.02
BRAX TRADING SRL (401.01.00.1113)		0.00	65,429.18	65,429.18	0.00
BRUM INTERPRET PARTNERS (401.01.00.781)	28556228	0.00	2,153.30	2,153.30	0.00
BUGETUL DE STAT (401.01.00.227)	8609468	0.00	200.00	200.00	0.00
BUNZL DISTRIBUTIE SRL (401.01.00.794)	8808509	0.00	2,057.03	2,057.03	0.00

Explicatii	fiscal	Sold initial	Facturi	Plati	Sold final
CAFF DIGITAL (401.01.00.1024)	27462818	0.00	20,333.53	20,333.53	0.00
CANBRIS SRL (401.01.00.930)	8440740	0.00	357.00	357.00	0.00
CARBOCHIM (401.01.00.460)	RO 201535	0.00	159.00	159.00	0.00
CASA (401.01.00.370)		0.00	5,290.53	5,290.53	0.00
CASA DE ASIGURARI DE SANATATE A JUDETULUI CLUJ (401.01.00.265)	11324762	0.00	7,119.80	7,119.80	0.00
CASA DE EDITURA NAPOCA (401.01.00.350)	RO204469	0.00	96.00	96.00	0.00
CENTRUL DE CALCUL (401.01.00.1000)	2163993	0.00	428.40	428.40	0.00
CENTRUL MEDICAL UNIREA SRL (401.01.00.1075)	5919324	0.00	4,468.00	4,468.00	0.00
CENTRUL REGIONAL DE FORMARE CONTINUA (401.01.00.135)	7933953	0.00	505.00	505.00	0.00
CENTRUL REGIONAL DE TRANSFUZIE SANGUINA CLUJ (401.01.00.312)	4378913	0.00	1,425.00	600.00	825.00
CENTRUL TERITORIAL DE CALCUL ELECTRONIC (401.01.00.128)	2040729	110.25	664.32	553.19	221.38
CHIMGRUP SRL (401.01.00.1131)	12169063	0.00	45.00	45.00	0.00
CINA CARMANGERIE (401.01.00.051)	2878920	5,697.40	46,693.22	43,334.66	9,055.96
CIORCA ADRIANA -PFA (404.01.00.086)	28292649	556.93	0.00	556.93	0.00
CIORCA ADRIANA PFA (401.01.00.1035)	28292649	3,336.99	1,500.00	4,836.99	0.00
CLAUROM PREST SERVICE S.R.L (401.01.00.181)	6975179	0.00	1,170.00	585.00	585.00
COMPANIA DE APA SOMES (401.01.00.122)	201217	0.00	34,556.62	34,556.62	0.00
COMPANIA DE TRANSPORT PUBLIC (401.01.00.881)	201195	0.00	930.00	930.00	0.00
COMPANIA NATIONALA PENTRU CONTROLUL CAZANELOR (401.01.00.674)	27787860	0.00	476.00	0.00	476.00
COMPANIA NATIONALA UNIFORM S.A. (401.01.00.045)	11653560	0.00	656.36	532.62	123.74
COMPLET TRADING SRL (401.01.00.874)	18784164	0.00	9,155.27	7,191.77	1,963.50
CONSULTANTA STANDARDE ISO SRL (401.01.00.1016)	29287500	0.00	3,882.97	3,882.97	0.00
CORAL IMPEX SRL (401.01.00.749)	4986244	418.23	641.38	1,059.61	0.00
CRIO-2 SRL (401.01.00.317)	4414293	0.00	15,708.00	11,602.50	4,105.50
DACORUM GRUP (401.01.00.1070)	11609301	0.00	7,282.80	7,282.80	0.00
DANIANA (401.01.00.002)	14493308	1,231.39	28,225.26	28,374.89	1,081.76
DANTE INTERNATIONAL S A (401.01.00.910)	14399840	0.00	8,568.00	0.00	8,568.00
DASCAL VASILE PFA (401.01.00.1026)	36112854	1,040.00	5,200.00	6,240.00	0.00
DATAMED SRL (401.01.00.403)	015344290	0.00	1,785.00	1,785.00	0.00
DDD INSECTO SRL (401.01.00.1052)	34426060	2,380.00	0.00	2,380.00	0.00
DECEAN DEODOR (401.01.00.198)	1650505010318	0.00	160.00	160.00	0.00
DEDEMAN SRL (401.01.00.696)	2816464	0.00	3,442.49	2,551.98	890.51
DENNER COMIMPEX (401.01.00.333)	6099702	0.00	24,956.60	23,824.27	3,508.59
DEY PRODCOM IMPEX (401.01.00.1051)	RO6520789	2,376.26	34,224.40	34,224.40	0.00
DG DIAGNOSTIC S.R.L (401.01.00.250)	14600277	0.00	33,223.14	28,639.36	4,583.78
DIALAB SOLUTIONS SRL (401.01.00.762)	23818271	0.00	5,355.00	4,462.50	892.50

Explicatii	Cont fiscal	Sold initial	Facturi	Plati	- Lei noi - Sold final
DIRECTIA DE POSTA (401.01.00.155)	30565694	0.00	1,986.70	1,986.70	0.00
DIRECTIA DE SANATATE PUBLICA A JUDETULUI CLUJ (401.01.00.327)	4305873	0.00	800.00	800.00	0.00
DIRECTIA SANITAR VETERINARA SI PENTRU SIGURANTA AL (401.01.00.562)	29863301	0.00	239.19	239.19	0.00
DONATH MEDIA SRL (401.01.00.1119)	38019116	0.00	820.00	820.00	0.00
DOZIMED SRL (401.01.00.323)	12076622	0.00	1,499.40	1,285.20	214.20
DR.K.MEDICAL LEGIST (401.01.00.817)	25003460	0.00	3,570.00	3,570.00	0.00
DRAGER MEDICAL ROMANIA (401.01.00.644)	2836925	0.00	6,345.58	3,257.53	3,088.05
DUCFARM (401.01.00.1116)	13607501	1,378.00	4,134.00	5,512.00	0.00
DYNAMIC TOOLS SRL (401.01.00.1083)	35959908	0.00	3,353.50	3,220.50	133.00
E ON GAZ ROMANIA (401.01.00.137)	22124891	0.00	331,895.70	331,895.70	0.00
ECHO PLUS SRL (401.01.00.796)	18957613	0.00	28,338.06	28,338.06	0.00
ELECTROTERRA (401.01.00.639)	17921778	0.00	1,904.00	0.00	1,904.00
ELIT SRL (401.01.00.1030)	14444712	1,279.12	34,443.56	29,969.97	5,752.71
ENGBLOBER SRL (401.01.00.995)	17463468	0.00	952.00	952.00	0.00
EPRUBETA FARM SRL (401.01.00.509)	11171693	0.00	2,175.32	2,175.32	0.00
ESRO TRANS (401.01.00.546)	RO24485566	0.00	1,190.00	1,190.00	0.00
EUROMED SRL (401.01.00.471)	RO15652630	0.00	15,862.70	15,862.70	0.00
EUROPHARM HOLDING S.A (401.01.00.014)	6567900	0.00	27,513.10	26,609.62	903.48
EXIMAL IMPEX SRL (401.01.00.053)	6702713	0.00	12,150.67	11,843.13	307.54
EXPERT DIPLOMATIC TOUR (401.01.00.1127)	38464202	0.00	650.00	650.00	0.00
FARMACEUTICA REMEDIA DISTRIBUTION&LOGISTICS (401.01.00.1005)	3572074	270.39	6,712.64	6,515.86	467.17
FARMEXIM (401.01.00.229)	335278	1,951.97	55,749.81	47,601.42	10,100.36
FARMEXPERT DCI BUCURESTI (401.01.00.170)	24481335	420.74	184,446.05	152,997.46	31,869.33
FEFROM IMPORT EXPORT (401.01.00.1128)	6810200	0.00	4,307.80	2,879.80	1,428.00
FELSIN FARM S.R.L (401.01.00.025)	3024756	0.00	11,197.59	9,018.35	2,179.24
FIDELIO FARM SRL (401.01.00.316)	15399342	0.00	21,859.95	10,562.10	11,297.85
FILARO SRL (401.01.00.899)	2589710	0.00	4,821.88	4,821.88	0.00
FILDAS TRADING S.R.L (401.01.00.019)	4851409	0.00	40,910.65	40,870.65	40.00
FRESENIUS KABI (401.01.00.020)	3391027	0.00	22,521.48	19,425.12	3,096.36
FRESENIUS KABI (404.01.00.094)	3391027	0.00	20,944.00	0.00	20,944.00
GENERALI ASIGURARI (401.01.00.1022)	2886621	0.00	1,067.59	1,067.59	0.00
GENODYNAMIC SRL (401.01.00.845)		0.00	1,130.50	1,130.50	0.00
GMA PRODCOM SRL (401.01.00.850)	17133869	0.00	13,268.50	13,268.50	0.00
GOKA INVEST SRL (401.01.00.448)	15770920	3,769.92	36,800.36	35,802.09	4,768.19
GREENBERG & COHEN CONSULT S.R.L. (401.01.00.208)	13899171	0.00	42,753.13	17,850.00	24,903.13
HAEMOLAB IMPEX SRL (401.01.00.272)	14166519	0.00	8,584.66	5,165.79	3,418.87
HIPERDIA S.A. (401.01.00.423)	9205492	0.00	545.00	415.00	130.00

Explicatii	ID fiscal	Sold initial	Facturi	Plati	Sold final
HOSTVISION SRL (401.01.00.955)	3598139	0.00	67.84	67.84	0.00
HYPERICUM SRL (401.01.00.539)	12764176	0.00	14,456.09	4,757.67	9,698.42
IELCIU BIANCA MIHAELA (401.01.00.1090)	37681823	0.00	22,800.00	22,800.00	0.00
ILMANO (401.01.00.244)	4247888	0.00	35,643.22	26,364.90	9,278.32
IMECO SA PUNCT DE LUCRU SATU MARE (401.01.00.1080)	RO35	0.00	348.80	348.80	0.00
INDECO SOFT SRL (401.01.00.775)	12960504	0.00	1,190.00	1,190.00	0.00
INFO WORLD SRL (401.01.00.325)	13373052	0.00	101,673.60	83,240.50	18,433.10
INFOMED FLUIDS SRL (401.01.00.641)	16674718	0.00	29,096.46	22,168.42	6,928.04
INST REGIONAL DE GASTROENTEROLOGIE OCT FODOR (401.01.00.702)	RO4354523	0.00	2,171.03	1,451.03	720.00
INST NATIONAL DE CERCETARE CANTACUZINO (401.01.00.236)	34965529	9,460.50	9,377.20	18,837.70	0.00
INSTITUTUL DE UROLOGIE SI TRANSPLANT RENAL (401.01.00.808)	12653879	0.00	1,160.00	910.00	250.00
INSTITUTUL INIMII (401.01.00.147)	4617719	0.00	2,438.00	1,878.00	560.00
INSTITUTUL ONCOLOGIC (401.01.00.148)	4547125	0.00	8,418.60	5,180.60	3,238.00
INTER INSTALATII SERVICE (401.01.00.319)	15520176	0.00	3,522.40	3,522.40	0.00
INTERNATIONAL LABORATORY SRL (401.01.00.679)	26403546	0.00	202.31	202.31	0.00
INTRATEST SA (401.01.00.926)	RO17218655	0.00	1,069.93	1,069.93	0.00
IOANA TRANS IMPORT-EXPORT S.R.L. (401.01.00.130)	2899257	4,292.81	18,335.88	15,772.98	6,855.71
IRINI TEHNICON SRL (404.01.00.092)	11786788	198,551.03	0.00	198,551.03	0.00
JOHANES QUAITAT SRL (401.01.00.1059)	18456663	0.00	3,830.86	3,830.86	0.00
KAPAMED INTERNATIONAL SRL (401.01.00.920)	29589509	0.00	1,547.00	1,547.00	0.00
KARISMED TRADE SRL (401.01.00.1058)	32813052	197.54	1,349.46	1,547.00	0.00
KARL STORZ ENDOSCOPIA ROMANIA (401.01.00.643)	22505268	0.00	357.00	357.00	0.00
LBW EDITURI SPECIALIZATE SRL (401.01.00.1129)	30792727	0.00	290.00	290.00	0.00
LECOM (401.01.00.221)	11040604	0.00	26,671.16	23,337.90	7,088.68
LINDE GAZ (401.01.00.758)	8721959	3,755.42	22,256.73	22,286.10	123.90
LORSO SERVICES (401.01.00.972)	8293771	153.27	1,963.50	3,927.00	0.00
LUAN VISION (401.01.00.778)	23801784	0.00	8,068.20	6,283.20	1,785.00
LUCA CONSTRUCT SRL (404.01.00.091)	9347957	15,053.45	0.00	15,053.45	0.00
M A CRISTINA SRL (401.01.00.1084)	4255520	0.00	3,953.53	3,299.80	653.73
M-G EXIM ROMITALIA (401.01.00.549)	10363240	0.00	5,778.16	3,368.90	2,409.26
MALESI SRL (401.01.00.1122)	24227907	0.00	485.10	485.10	0.00
MARANTEC SRL (401.01.00.671)	18164090	0.00	1,027.04	1,027.04	0.00
MED TEHNICA (401.01.00.1139)	29837639	0.00	249.90	0.00	0.00
MEDCLAS (401.01.00.779)	17149792	0.00	2,403.80	2,403.80	0.00
MEDFARM TRADING SRL (401.01.00.788)	5803531	0.00	21.42	21.42	0.00
MEDIA IMAGINATION SRL (401.01.00.263)	16031437	0.00	702.59	464.11	238.48
MEDICAL GRUP (401.01.00.985)	RO17845905	0.00	8,451.38	8,451.38	0.00

Explicatii	Id fiscal	Sold initial	Factur	Plati	Sold final
MEDICAL PSIHO GRUP SRL (401.01.00.1136)	RO14873552	0.00	357.00	0.00	357.00
MEDICAMED MARKET SRL (401.01.00.1087)	25612609	142.80	3,570.00	2,284.80	1,428.00
MEDICLIM S.R.L. (401.01.00.058)	6300279	523.60	2,426.41	2,390.71	559.30
MEDICODE SRL (401.01.00.701)	26648686	0.00	7,140.00	5,950.00	1,190.00
MEDIMAX MEDICAL (401.01.00.999)	32106957	0.00	1,309.00	0.00	1,309.00
MEDIMPACT (401.01.00.547)	RO 13720895	0.00	421.26	421.26	0.00
MEDIPLUS EXIM S.A. (401.01.00.013)	9311280	0.00	51,146.19	43,081.93	8,064.26
MEDIPROD TEHNOLOGY (401.01.00.847)	238944602	0.00	4,998.00	4,998.00	0.00
MEDIQ INNOVATIVE TECHNOLOGIES SRL (401.01.00.1088)	26308935	0.00	5,483.52	4,925.41	558.11
MEDISERV SRL (401.01.00.315)	15169122	0.00	17,790.50	0.00	17,790.50
MEDIXFARM TEHNOPLUS SRL (401.01.00.977)	33629482	0.00	15,310.24	15,310.24	0.00
MERCATOR MEDICAL SRL (401.01.00.791)	18547761	3,213.00	25,193.49	21,602.07	6,804.42
METRO & CARRY ROMANIA SRL (401.01.00.056)	8119423	3,703.55	38,709.42	37,725.36	4,687.61
MICROCOMPUTER SERVICE (401.01.00.096)	2320656	0.00	52,974.00	44,145.00	8,829.00
MICROELECTRONICA (401.01.00.774)	RO0211520	0.00	122.94	122.94	0.00
MIKROBIOLOGIE LABOR- TECHNIC DISTRUBUTIE SRL (401.01.00.1107)	35611503	0.00	711.17	711.17	0.00
MOBIL DACAMI IMPEX SRL (401.01.00.1125)	6858543	0.00	79.73	79.73	0.00
MOBILA CASA AUGUSTIN SRL (401.01.00.1032)	15810919	0.00	1,099.95	1,099.95	0.00
MOL ROMANIA (401.01.00.395)	RO7745470	0.00	160.08	160.08	0.00
MONITORUL DE CLUJ (401.01.00.1072)	27203732	0.00	100.00	100.00	0.00
MPM PRODCOM SRL (401.01.00.335)	10017077	0.00	172.00	172.00	0.00
NEOTECH (401.01.00.933)	14486378	0.00	2,873.85	1,428.00	1,445.85
NEW ELLE MEDICAL (401.01.00.745)	27451231	0.00	5,355.00	5,355.00	0.00
NEWMEDICS COM SRL (401.01.00.207)	16020624	0.00	775.00	775.00	0.00
NORD PHARMA SRL (401.01.00.163)	14477809	0.00	639.56	639.56	0.00
NORDIC CHEMICALS SRL (401.01.00.367)	31878614	0.00	283.22	160.65	122.57
NOVAFIT 2000 SRL (401.01.00.393)	RO15178082	0.00	9,059.70	7,245.07	1,814.63
NOVAINTERMED (401.01.00.462)	6220293	0.00	35,761.17	35,761.17	0.00
NOVITRADE SRL (401.01.00.866)	RO15011423	3,412.81	27,148.55	28,560.61	2,000.75
NUOVO DECOR SRL (401.01.00.896)	15218195	0.00	447.00	447.00	0.00
OFICIAL PRESS (401.01.00.998)	34336600	0.00	737.00	737.00	0.00
OFICIUL DE CADASTRU SI PUBLICITATE IMOBILIARA (401.01.00.1123)	9800163	0.00	492.00	492.00	0.00
OMV PETROM MARKETING SRL (401.01.00.115)	11201891	820.28	5,513.11	5,365.62	967.77
ORANGE (401.01.00.140)	9010105	0.00	6,590.68	6,590.68	0.00
ORDINUL ASISTENTILOR FILIALA CLUJ (401.01.00.690)	10861032	0.00	2,205.00	2,205.00	0.00
PANSIPROD DISTRUBUTIE (401.01.00.912)	32011857	0.00	2,901.22	2,901.22	0.00
PARTINERS MEDICAL SOLUTION S.R.L. (401.01.00.059)	12036920	437.92	3,854.41	4,292.33	0.00

Explicatii	Cont fiscal	Sold initial	Facturi	Plati	- Lei noi - Sold final
PAUL HARTMANN S.R.L. (401.01.00.006)	3102390	0.00	5,816.13	5,816.13	0.00
PBX TELECOM (401.01.00.110)	16469985	0.00	4,885.00	4,885.00	0.00
PEDIPAT SRL (401.01.00.420)	14266062	0.00	213,680.00	168,580.00	45,100.00
PETEAN STEFAN (401.01.00.040)	1540314120759	0.00	13,124.50	9,286.50	3,838.00
PFA PASCU LIVIU (401.01.00.800)	21525046	0.00	12,255.00	12,255.00	0.00
PFA PIPER NICOLAE (401.01.00.542)	RO21724618	0.00	3,000.00	3,000.00	0.00
PFA POP MARIANA LUMINITA (401.01.00.803)	28365759	0.00	2,400.00	0.00	2,400.00
PFA SOFRONICIU ANISOARA (401.01.00.1137)	39364082	0.00	1,643.49	1,643.49	0.00
PFA TAGOREAN SEVER (401.01.00.383)	19678714	0.00	15,630.00	12,900.00	2,730.00
PHARM AHEAD SRL (401.01.00.1077)	29852817	0.00	3,190.43	2,496.10	694.33
PHARMA S.A. IASI (401.01.00.028)	13591928	0.00	17,496.69	13,988.85	3,507.84
PHARMAFARM S.A. (401.01.00.632)	200106	3,112.88	19,350.23	18,477.64	3,985.47
PHILADELPHIA IMPORT EXPORT SRL (401.01.00.306)	2892623	0.00	1,036.00	1,036.00	0.00
POLIKER IMPEX S.R.L. (401.01.00.057)	6541641	0.00	23.50	23.50	0.00
PRIMEX MEDICAL S.R.L. (401.01.00.200)	12958261	0.00	380.80	380.80	0.00
PRION POCT (401.01.00.988)	25426886	8,925.00	98,175.00	89,250.00	17,850.00
PRO PLATE PROCESSING (401.01.00.1135)	38818687	0.00	5,500.00	5,500.00	0.00
PROD IELMOB SRL (401.01.00.1121)	32390700	0.00	14,720.30	14,720.30	0.00
PROMPT URG SRL (401.01.00.804)	16491486	0.00	29,953.67	24,806.16	5,147.51
RADX CONSULT SRL (401.01.00.895)	24236379	0.00	6,520.00	6,520.00	0.00
RAFI INTERNATIONAL (401.01.00.213)	9245101	0.00	9,686.60	7,087.64	2,598.96
RENAR BUGURESTI ASOCIATIE NONPROFIT (401.01.00.524)	4311980	0.00	227.19	227.19	0.00
RENTROP @STRATON (401.01.00.795)	7782311	0.00	1,155.00	1,155.00	0.00
RO INTERACTIVE TECH SRL (401.01.00.943)	8343888	0.00	743.75	743.75	0.00
ROCO SISTEM (401.01.00.1117)	15889930	216.58	429.60	391.87	254.31
ROMASTRU TRADING S.R.L. (401.01.00.047)	6769462	0.00	21,195.79	21,195.79	0.00
ROMVERA SRL (401.01.00.613)	15798084	0.00	1,356.60	1,356.60	0.00
ROPECO BUCURESTI SRL (401.01.00.1079)	RO4912700	0.00	1,359.10	1,359.10	0.00
ROSAL GRUP SRL (401.01.00.687)	18007133	0.00	17,273.68	17,273.68	0.00
ROSPOT SRL (401.01.00.1138)	13507766	0.00	182.96	182.96	0.00
RUBINRO COM SERV SRL (401.01.00.710)	5773783	0.00	63.00	63.00	0.00
SADACHIT PRODCOM SRL (401.01.00.505)	5360833	0.00	1,765.96	1,765.96	0.00
SAFIRUL (401.01.00.162)	251878	0.00	2,284.80	1,808.80	476.00
SANIMED INTERNATIONAL IMPEX SRL (401.01.00.246)	15995515	0.00	258,242.50	176,466.74	81,775.76
SECUREX (401.01.00.171)	15414442	0.00	10,031.51	10,031.51	0.00
SELGROS CASH@CARRY (401.01.00.322)	11805367	0.00	24,875.78	18,477.06	6,398.72
SERVICIUL DE AMBULANTA CLUJ (401.01.00.245)	7489169	0.00	8,220.95	8,220.95	0.00
SERVICIUL JUDETEAN DE AMBULANTA MARAMURES	7572662	0.00	267.20	267.20	0.00

Explicatii	fiscal	Sold initial	Facturi	Plati	Sold final
(401.01.00.1132)					
SIMU M TUDOR DAN (401.01.00.1086)	37724649	0.00	76,400.00	76,400.00	0.00
SOC DE DISTRIBUTIE A EN EL TRANSILVANIA NORD (401.01.00.1118)	14496789	0.00	113.05	113.05	0.00
SOF MEDICA SRL (401.01.00.608)	6719715	0.00	2,975.00	2,975.00	0.00
SORIMED DENTAL (401.01.00.1096)	29444257	0.00	49.98	49.98	0.00
SPD STAR SRL (401.01.00.964)	15965131	0.00	10,994.17	9,728.01	1,266.16
SPITALUL CLINIC DE INFECTIOASE CLUJ (401.01.00.145)	4485715	0.00	11,050.00	10,155.00	895.00
SPITALUL CLINIC DE RECUPERARE (401.01.00.150)	4288063	0.00	1,025.00	1,025.00	0.00
SPITALUL CLINIC JUDETEAN CLUJ (401.01.00.121)	4288080	0.00	362,253.45	318,023.45	44,230.00
SPITALUL CLINIC MUNICIPAL (401.01.00.880)	4547117	0.00	200.00	200.00	0.00
SPITALUL UNIVERSITAR CFR CLUJ (401.01.00.129)	4288349	0.00	765.00	350.00	415.00
STERICYCLE ROMANIA SRL (401.01.00.952)	15071999	0.00	36,823.84	31,168.01	5,655.83
STERISYSTEMS (401.01.00.615)	RO18077589	0.00	1,428.00	1,428.00	0.00
STERISYSTEMS SRL (401.01.00.619)	RO18077589	0.00	285.60	285.60	0.00
STIP PRODEXPO (401.01.00.102)	6556286	0.00	190.40	0.00	190.40
STRICT PREST SRL (401.01.00.254)	4924543	325.82	1,954.92	2,280.74	0.00
SYNTERGY CONSULT SRL (401.01.00.927)	14446373	0.00	309.40	309.40	0.00
TEHNIC GAZ SRL (401.01.00.756)	RO11994258	0.00	702.10	702.10	0.00
TEHNO ELECTRO MEDICAL COMPANY (401.01.00.098)	217930	1,487.50	50,419.16	38,312.45	13,594.21
TEHNO IMPLANT D S R L (401.01.00.089)	11993520	0.00	238.00	238.00	0.00
TEHNOMED APARATURA ELECTRONICA SI MEDICALA SRL (401.01.00.264)	207376	0.00	2,848.52	2,848.52	0.00
TEHNOPLUS MEDICAL S.R.L (401.01.00.191)	4261939	0.00	23,919.00	21,122.50	2,796.50
TELECOMED SRL (401.01.00.1134)	RO15713177	0.00	2,130.10	2,130.10	0.00
TELEKOM ROMANIA COMMUNICATION SA (401.01.00.126)	427320	0.00	15,951.36	15,951.36	0.00
TIMELI (401.01.00.1126)	15024440	0.00	380.00	380.00	0.00
TIS FARMACEUTIC S.A. (401.01.00.543)	6638122	0.00	923.44	685.44	238.00
TITICOM (401.01.00.898)	8635025	0.00	7,949.20	6,902.00	1,047.20
TNT ROMANIA SRL (401.01.00.1130)	1592989	0.00	54.43	54.43	0.00
TODY LABORATORIES INT SRL (401.01.00.445)	4134935	0.00	6,550.35	6,099.35	451.00
TOP DIAGNOSTICS (401.01.00.669)	10572840	0.00	52,356.20	52,356.20	0.00
TOPOVEST SRL (404.01.00.090)	15315112	0.00	4,879.00	4,879.00	0.00
TOPOVEST SRL (401.01.00.1105)	15315112	0.00	1,190.00	0.00	1,190.00
TORUS PHARMA COMPANY SRL (401.01.00.1046)	31885689	696.15	0.00	696.15	0.00
TOTALMED SRL (401.01.00.692)	24577279	0.00	19,754.00	19,123.30	630.70
TRIDENT MEDICAL COMPANY SRL (401.01.00.262)	9384088	0.00	4,412.52	3,055.92	1,356.60
TRODAT SRL (401.01.00.344)	3969148	0.00	354.00	270.00	84.00
TUNIC PROD S.R.L. (401.01.00.094)	3573061	0.00	101.15	101.15	0.00

Explicatii	Id fiscal	Sold initial	Facturi	Plati	Sold final
ULTRASONIC SRL (401.01.00.1009)	16434774	0.00	253.29	253.29	0.00
JRS CERTIFICARI SRL (401.01.00.633)	22685444	0.00	6,307.00	6,307.00	0.00
VALDOMEDICA TRADING (401.01.00.553)	RO 23100700	0.00	7,425.60	7,425.60	0.00
VALEM IMPORT EXPORT SRL (401.01.00.1120)	6021738	0.00	33.99	33.99	0.00
VERAMITECH SRL (401.01.00.893)	26755674	4,105.50	13,488.65	13,774.25	3,819.90
VIRTEANA SERV SRL (401.01.00.407)	7021957	0.00	2,210.00	2,210.00	0.00
VODIMEDICOR SRL (401.01.00.278)	4133530	0.00	13,090.00	13,090.00	0.00
VTP SERVING (401.01.00.400)	17158105	0.00	770.00	0.00	770.00
WINTEC (401.01.00.813)	12494307	0.00	57.33	57.33	0.00
WOODEN TECHNIC PRODIMPEX SRL (401.01.00.328)	6064151	0.00	1,324.98	1,324.98	0.00
YORK FARM SRL (401.01.00.1076)	14958861	0.00	1,041.83	1,041.83	0.00
ZAZYRO GROUP SRL (401.01.00.971)	15315929	0.00	2,148.56	1,373.64	774.92
ZETMAN KRAFT (401.01.00.1092)	RO33028695	0.00	606.90	606.90	0.00
Total general		299,442.44	3,984,152.28	3,628,175.14	655,419.58

- Lei noi -

MANAGER
DR. MURESAN VASILE

DIRECTOR FINANCIAR
EC. ANCA ELENA MUNTEAN

ECONOMIST
ANA MARIA MESESAN



Angajamente legale inchisate
in perioada 15. 2017-30.06 2018

Nr total de contracte 230

Valoare angajamente legale 1.601.734,27 lei


VIZAT
OFICIU JURIDIC

Utilizator: Sorina Deac

Centralizator contracte

Valabilitate: 01.01.2018 - 31.12.2018

Data: 01.04.2018 - 30.06.2018

Expirare: 01.01.2018 - 31.12.2018

- Lei noi -

Nr. Crt.	Data	Furnizor	Contract	Finantare	Art.bug.	Valoare cu TVA
1.	03.04.2018	MEDIPLUS EXIM S A	150/03.04.2018	66100808	20.04.01	625.22
2.	03.04.2018	MEDIPLUS EXIM S A	151/03.04.2018	66100808	20.04.01	625.22
3.	05.04.2018	DG DIAGNOSTIC	154/05.04.2018	661003012	20.04.03	4,719.24
4.	05.04.2018		154/05.04.2018	661003012	20.09	385.90
5.	10.04.2018	MEDICLIM SRL	194/10.04.2018	66100802	20.04.03	528.36
6.	13.04.2018	NOVITRADE SRL	197/13.04.2018	661003012	20.04.02	45,858.98
7.	16.04.2018	B BRAUN MEDICAL S R L	198/16.04.2018	661003012	20.04.01	66,891.13
8.	16.04.2018	FELSIN FARM S R L	200/16.04.2018	661003012	20.04.01	23,546.72
9.	16.04.2018	PHARM AHEAD SRL	199/16.04.2018	661003012	20.04.01	10,708.16
10.	17.04.2018	COMPLET TRADING SRL	208/17.04.2018	66100802	20.04.02	654.50
11.	17.04.2018	DG DIAGNOSTIC	207/17.04.2018	661003012	20.04.03	2,268.37
12.	17.04.2018	FARMEXIM	206/17.04.2018	661003012	20.04.01	90,440.96
13.	17.04.2018	FRESENIUS KABI ROMANIA S R L	207/17.04.2018	661003012	20.04.01	48,246.89
14.	17.04.2018	HYPERICUM SRL	202/17.04.2018	661003012	20.04.01	1,798.85
15.	17.04.2018	PHARMA S A IASI	205/17.04.2018	661003012	20.04.01	376.70
16.	17.04.2018	STERISYSTEMS SRL	209/17.04.2018	66100802	20.04.02	285.60
17.	17.04.2018	TIS FARMACEUTIC SA	203/17.04.2018	661003012	20.04.01	1,370.88
18.	17.04.2018	YORK FARM SRL	204/17.04.2018	661003012	20.04.01	3,508.05
19.	18.04.2018	FARMEXIM	231/18.04.2018	661003012	20.04.01	4,238.38
20.	18.04.2018	NORD PHARMA S R L	210/18.04.2018	661003012	20.04.01	86.71
21.	18.04.2018	NORD PHARMA S R L	211/18.04.2018	661003012	20.04.01	332.61
22.	19.04.2018	FARMEPERT DCI BUCURESTI SUCURSALA CLUJ	256/19.04.2018	661003012	20.04.01	1,438.80
23.	19.04.2018	MEDICAMED MARKET SRL	255/19.04.2018	66100802	20.04.03	714.00
24.	19.04.2018	SANIMED INTERNATIONAL IMPEX SRL	252/19.04.2018	66100802	20.04.03	161,840.00
25.	19.04.2018	SANIMED INTERNATIONAL IMPEX SRL	253/19.04.2018	66100802	20.04.03	1,237.01
26.	19.04.2018	SANIMED INTERNATIONAL IMPEX SRL	254/19.04.2018	66100802	20.04.03	1,428.00
27.	20.04.2018	FARMACEUTICA REMEDIA DISTRIBUTION & LOGISTICS	259/20.04.2018	661003012	20.04.01	17,125.74
28.	20.04.2018	MEDIPLUS EXIM S A	257/20.04.2018	661003012	20.04.01	21,102.83
29.	20.04.2018	PHARMAFARM SA	258/20.04.2018	661003012	20.04.01	1,172.40
30.	20.04.2018	RADX CONSULT SRL	260/20.04.2018	661003012	20.01.30	8,960.00
31.	23.04.2018	ALPHA NED 2000 EXIM SRL	263/23.04.2018	661003012	20.04.02	3,622.36
32.	23.04.2018	CRIO 2 SRL	264/23.04.2018	661003012	20.04.02	837.76
33.	23.04.2018	M A CRISTINA SRL	265/23.04.2018	661003012	20.04.02	5,293.53
34.	23.04.2018	NORD PHARMA S R L	261/23.04.2018	661003012	20.04.01	30.80
35.	23.04.2018	NOVA FIT 2000 SRL	266/23.04.2018	661003012	20.04.02	6,441.84
36.	23.04.2018	SPD STAR SRL	267/23.04.2018	661003012	20.04.02	27,893.60
37.	24.04.2018	PHARMA S A IASI	269/24.04.2018	661003012	20.04.01	20,143.20
38.	24.04.2018	ROMVERA SRL	271/24.04.2018	66100802	20.09	1,356.60
39.	25.04.2018	EUROPHARM HOLDING S A	275/25.04.2018	661003012	20.04.01	2,061.40
40.	25.04.2018	FARMEPERT DCI BUCURESTI SUCURSALA CLUJ	273/25.04.2018	661003012	20.04.01	258,396.50
41.	25.04.2018	FARMEPERT DCI BUCURESTI SUCURSALA CLUJ	276/25.04.2018	661003012	20.04.01	601.60
42.	25.04.2018	FARMEPERT DCI BUCURESTI SUCURSALA CLUJ	278/25.04.2018	661003012	20.04.01	11,772.00

Nr. Crt.	Data	Furnizor	Contract	Finantare	Art.bug.	Valoare cu TVA
43.	25.04.2018	FELSIN FARM S R L	277/25.04.2018	661003012	20.04.01	758.88
44.	26.04.2018	MEDIPLUS EXIM S A	281/26.04.2018	661003012	20.04.01	16,890.72
45.	27.04.2018	FARMEXIM	289/27.04.2018	661003012	20.04.01	5,428.20
46.	27.04.2018	FRESENIUS KABI ROMANIA S R L	282/27.04.2018	661003012	20.04.01	3,488.00
47.	01.05.2018	PBX TELECOM SRL	338/01.05.2018	661003012	20.01.30	2,856.00
48.	01.05.2018	PBX TELECOM SRL	339/01.05.2018	661003012	20.01.30	4,188.80
49.	02.05.2018	MEDIPLUS EXIM S A	298/02.05.2018	661003012	20.04.01	5,305.77
50.	02.05.2018	PHARMA S A IASI	290/02.05.2018	66100808	20.04.01	1,177.20
51.	02.05.2018	PHARMA S A IASI	291/02.05.2018	66100808	20.04.01	5,258.16
52.	02.05.2018	PHARMA S A IASI	292/02.05.2018	66100808	20.04.01	228.90
53.	02.05.2018	PHARMA S A IASI	293/02.05.2018	66100808	20.04.01	310.65
54.	02.05.2018	PHARMA S A IASI	294/02.05.2018	66100808	20.04.01	882.90
55.	02.05.2018	PHARMA S A IASI	295/02.05.2018	66100808	20.04.01	6,213.00
56.	03.05.2018	COMPANIA NATIONALA UNIFARM SA	307/03.05.2018	661003012	20.04.01	574.46
57.	07.05.2018	BONAS IMPORT EXPORT SRL	312/07.05.2018	661003012	20.03.01	37,768.51
58.	07.05.2018	BONAS IMPORT EXPORT SRL	312A/07.05.2018	661007	20.03.01	11,496.24
59.	07.05.2018	CINA CARMANGERIE SRL	313/07.05.2018	661003012	20.03.01	77,150.20
60.	07.05.2018	CINA CARMANGERIE SRL	313A/07.05.2018	661007	20.03.01	12,404.20
61.	07.05.2018	DANIANA	315/07.05.2018	661003012	20.03.01	30,371.76
62.	07.05.2018	DANIANA	315A/07.05.2018	661007	20.03.01	8,155.38
63.	07.05.2018	FARMEXIM	311/07.05.2018	661003012	20.04.01	13,603.20
64.	07.05.2018	FARMEXPERT DCI BUCURESTI SUCURSALA CLUJ	310/07.05.2018	661003012	20.04.01	34,008.00
65.	07.05.2018	IOANA AGRO TRANS SRL	314/07.05.2018	661003012	20.01.02	29,526.28
66.	07.05.2018	IOANA AGRO TRANS SRL	314A/07.05.2018	661007	20.01.02	4,109.91
67.	08.05.2018	AGRIROM SRL	319/08.05.2018	661003012	20.03.01	5,313.75
68.	08.05.2018	AGRIROM SRL	319A/08.05.2018	661007	20.03.01	1,051.55
69.	08.05.2018	BALMED SRL	317/08.05.2018	661003012	20.04.01	3,094.00
70.	08.05.2018	PHARMAFARM SA	318/08.05.2018	661003012	20.04.01	33,080.19
71.	09.05.2018	ELIT SRL	321/09.05.2018	661003012	20.03.01	38,913.45
72.	09.05.2018	ELIT SRL	321A/09.05.2018	661007	20.03.01	16,010.58
73.	09.05.2018	EUROPHARM HOLDING S A	319/09.05.2018	661003012	20.04.01	3,401.60
74.	09.05.2018	FIDELIO FARM SRL	324/09.05.2018	661003012	20.04.01	92,650.00
75.	09.05.2018	FILDAS TRADING SRL	323/09.05.2018	661003012	20.04.01	601.92
76.	09.05.2018	PHARMA S A IASI	320/09.05.2018	661003012	20.04.01	453.44
77.	10.05.2018	BRAX TRADING	327/10.05.2018	66100802	20.04.03	21,809.73
78.	14.05.2018	FILDAS TRADING SRL	329/14.05.2018	661003012	20.04.01	238.88
79.	15.05.2018	COMPANIA NATIONALA UNIFARM SA	335/15.05.2018	661003012	20.04.01	494.94
80.	15.05.2018	DG DIAGNOSTIC	334/15.05.2018	661003012	20.04.03	4,971.80
81.	15.05.2018		334/15.05.2018	661003012	20.09	385.92
82.	15.05.2018	EUROPHARM HOLDING S A	332/15.05.2018	661003012	20.04.01	5,209.32
83.	16.05.2018	FARMEXIM	337/16.05.2018	661003012	20.04.01	5,903.60
84.	21.05.2018	MEDICLIM SRL	343/21.05.2018	66100802	20.04.03	559.30
85.	22.05.2018	PHARMA S A IASI	347/22.05.2018	661003012	20.04.01	84.37
86.	23.05.2018	IOANA AGRO TRANS SRL	348/23.05.2018	661003012	20.01.02	1,666.00
87.	23.05.2018	IOANA AGRO TRANS SRL	348A/23.05.2018	661007	20.01.02	208.25
88.	25.05.2018	INSTIT NAT DE CERCETARE CANTACUZINO	349A/25.05.2018	66100806	20.04.03	7,032.90
89.	30.05.2018	AIR LIQUIDE VITALAIRE ROMANIA	352/30.05.2018	661005	71.01.02	65,448.81
90.	04.06.2018	ALPHA NED 2000 EXIM SRL	354/04.06.2018	661003012	20.04.02	349.86
91.	04.06.2018	MEDICAL PSIHO GRUP SRL	356/04.06.2018	66100806	20.09	357.00
92.	04.06.2018	PHARMAFARM SA	355/04.06.2018	661003012	20.04.01	686.70
93.	04.06.2018	TRIDENT MEDICAL COMPANY SRL	353/04.06.2018	661003012	20.04.02	9,496.20
94.	05.06.2018	MEDICLIM SRL	357/05.06.2018	66100806	20.04.03	517.65
95.	06.06.2018	EUROPHARM HOLDING S A	359/06.06.2018	661003012	20.04.01	1,455.93
96.	06.06.2018	FIDELIO FARM SRL	360/06.06.2018	661003012	20.04.01	11,330.55

Nr. Crt.	Data	Furnizor	Contract	Finantare	Art.bug.	Valoare cu TVA
97.	07.06.2018	EUROPHARM HOLDING S A	361/07.06.2018	661003012	20.04.01	248.43
98.	07.06.2018	NORDIC INVEST CHEMICALS SRL	362/07.06.2018	66100806	20.04.03	29.80
99.	08.06.2018	DUTCHMED	363/08.06.2018	661005	71.01.02	27,846.00
100.	08.06.2018	PHARMA S A IASI	364/08.06.2018	661003012	20.04.01	1,656.80
101.	11.06.2018	FRESENIUS KABI ROMANIA S R L	366/11.06.2018	661005	71.01.02	20,944.00
102.	11.06.2018	HYPERICUM SRL	369/11.06.2018	661003012	20.04.01	9,023.85
103.	11.06.2018	PHARMA S A IASI	367/11.06.2018	661003012	20.04.01	1,469.32
104.	12.06.2018	ARKAS PRODEXIM S R L	374/12.06.2018	661003012	20.04.01	406.98
105.	12.06.2018	MEDICAMED MARKET SRL	375/12.06.2018	66100806	20.04.03	1,428.00
106.	13.06.2018	DG DIAGNOSTIC	376/13.06.2018	661003012	20.04.03	4,737.55
107.	14.06.2018	NOVA FIT 2000 SRL	377/14.06.2018	66100806	20.09	476.00
108.	15.06.2018	EUROPHARM HOLDING S A	380/15.06.2018	66100808	20.04.01	3,256.92
109.	18.06.2018	DG DIAGNOSTIC	381/18.06.2018	661003012	20.04.03	168.65
110.	20.06.2018	FARMEXIM	383/20.06.2018	661003012	20.04.01	289.08
111.	20.06.2018	SANIMED INTERNATIONAL IMPEX SRL	382/20.06.2018	66100802	20.04.03	1,767.15
112.	26.06.2018	CHIMIMPORTEXPOR PLURIMEX SRL	384/26.06.2018	661003012	20.04.01	126.27
113.	26.06.2018	FARMACEUTICA REMEDIA DISTRIBUTION & LOGISTICS	388/26.06.2018	661003012	20.04.01	89.49
114.	26.06.2018	M-G EXIM ROMITALIA SRL	387/26.06.2018	661003012	20.04.01	3,242.97
115.	26.06.2018	NORD PHARMA S R L	385/26.06.2018	661003012	20.04.01	78.86
116.	26.06.2018	NORD PHARMA S R L	386/26.06.2018	661003012	20.04.01	97.58
117.	27.06.2018	NOVAINTERMED SRL	390A/27.06.2018	66100802	20.04.03	15,647.31
118.	28.06.2018	TODY COMPANY INT SRL	391/28.06.2018	661003012	20.04.01	374.60
119.	29.06.2018	ALPHA NED 2000 EXIM SRL	393/29.06.2018	661003012	20.04.02	2,427.60
Total valoare :						1,601,734.27