

AVIZAT
CONSILIUL DE ADMINISTRATIE
PRESEDINTE
DR. DORINA DUMEA

**RAPORT EXPLICATIV
PRIVIND DAREA DE SEAMA CONTABILA
INCHEIATA LA DATA DE 31.03.2018**

Prezentare Generala – Spitalul Clinic de Pneumoftiziologie Leon Daniello Cluj

Denumire, Sediul : Spitalul Clinic de Pneumoftiziologie Leon Daniello, Cluj- Napoca,
str. B.P. Hasdeu nr. 6 , cod postal : 400371

Telefon Centrala : 0264-597453

Manager spital ; dr. Vasile Muresan : tel / fax 0264- 592176 ,

Director medical ;Dr.Boldeanu Daniela;

Director financiar contabil ; ec. Muntean Anca Elena ; tel / fax 0264- 591263 ,

e-mail : spital_pneumo@yahoo.com

website : www.pneumocluj.ro

Structura Organizatorica :

Spitalul are in structura 230 de paturi din care :

- 3 sectii clinice de pneumologie cu 140 de paturi din care 29 paturi TBC .
- O sectie de chirurgie toracica cu 30 de paturi din care 5 paturi compartiment ATI, singura sectie de profil din centrul universitar Cluj .
- Sectia Sanatoriala Pneumologie - TBC Savadisla cu 60 de paturi (situat in comuna Savadisla la 20 km de Cluj)
- Laboratorul Clinic de Anãlize Medicale cu compartimentele de Hematologie, Biochimie, Micologie, Bacteriologia Non-Tuberculoasa , Citologie , Bacteriologia Tuberculozei. Performantele laboratorului au fost apreciate de catre expertii Organizatiei Mondiale a Sanatatii care ne-au vizitat incepand cu anul 1995. Rezultatele excelente au recomandat Laboratorul pentru numirea ca Laborator National de Referinta pentru micobacterii (OMS 733/1997; OMS 91/2002; HG 292/2007). Laboratorul de analize medicale a fost dotat in decursul timpului cu echipament modern, circuitele au fost refacute astfel incat sa se realizeze cerintele standardului SREN ISO/CEI 17025/2007. Pentru activitatile desfasurate in compartimentul de bacteriologie a tuberculozei laboratorul este acreditat RENAR din anul 2007 si reacreditat conform standard SREN ISO/CEI 15189/2007 din decembrie 2011 pentru activitatile referitoare la diagnosticul bacteriologic al tuberculozei (microscopie , cultura si antibiograma).
- Laboratorul de Bronhologie, dotat cu aparatura video-endoscopica moderna care desfasoara activitati diagnostice si terapeutice, fiind singurul Laborator de profil din Centrul Universitar Cluj .
- Laboratorul de Radiologie si Imagistica Medicala, dotat cu 3 aparate noi de radiologie
- Laboratorul de Explorari functionale
- Dispensarul TBC Cluj, functioneaza cu 3 cabinete de consultatii adulti, un cabinet consultatii copii , compartiment de radiologie si un punct de laborator pentru diagnostic bacteriologic al tuberculozei. Dispensarul TBC are rol de for metodologic judetean in activitatile de profil

Spitalul Clinic de Pneumoftiziologie „Leon Daniello” Cluj-Napoca constituie în același timp bază de învățământ și cercetare științifică medicală care consolidează calitatea actului medical cu respectarea drepturilor pacienților, a eticii și deontologiei medicale.

Spitalul Clinic de Pneumoftiziologie „Leon Daniello” Cluj-Napoca asigură prin secțiile clinice și serviciile din structură asistență medico-chirurgicală complexă, curativă, preventivă și de recuperare a pacienților cu afecțiuni respiratorii non-tuberculoase (BPOC, Astm bronic, patologie tumorală malignă și benignă, pleurezii, supurații bronho-pulmonare, etc.) din Județul Cluj și județele limitrofe.

Sectia Clinica de Chirurgie Toracica asigura asistenta medicala curativa pentru pacientii cu tumori maligne si benigne, pneumotorax, traumatisme toracice, etc. asigurand prin linia de garda permanenta in acest domeniu si colaborand cu Unitatea de Primiri Urgente (UPU) a Spitalului Clinic Judetean Cluj.

Structura de Personal :

Spitalul functionaza cu un numar de 450 de angajati, din care : 36 medici, 222 medici rezidenti, 93 personal mediu sanitar (asistente medicale, registratori medicali, statistica medicala), 56 personal auxiliar sanitar (infirmiere, ingrijitoare, brancardier), 24 muncitori (paza, intretinere centrala termica, statie oxigen, statie clorinare, statie epurare, spalatoarea, lenjerese, ingrijitor spatii verzi si curatenie, bloc alimentar, birouri si cabinete etc.), 2 farmacisti, 1 psiholog, 1 preot, 15 personal TESA.

Principii, politici si metode contabile

Contabilitatea institutiei noastre este organizata și condusa cu respectarea strictă a principiilor de bază a contabilității, conform prevederilor Legii contabilității nr. 82/1991 (republicată cu modificările și completările ulterioare), OMF 1.917/2005 pentru aprobarea Normelor metodologice privind organizarea și conducerea contabilității instituțiilor publice, operațiunile economico-financiare, fiind consemnate în documente legale și contabilizate corect.

Scopul politicilor contabile este de a stabili metode contabile (metode detaliate de evaluare, măsurare, și constatare) alese dintr-un cadru general acceptate de legislația în vigoare, care să fie utilizate permanent și care să ofere o imagine fidelă a institutiei publice, a pozitiei sale financiare, a performanțelor sale și a evoluției pozitiei sale financiare.

Evidența contabilă este condusa de personal calificat și autorizat, în conformitate cu Legea contabilității nr.82/1991 cu modificările ulterioare, operațiunile economice derulate în cursul anului sunt evidenciate în contabilitate cronologic și sistematic în baza documentelor justificative.

Contabilitatea institutiei se tine în partida dubla și urmărește să asigure informații ordonatorilor de credite cu privire la executia bugetelor de venituri și cheltuieli, patrimoniul aflat în administrare cât și informații privind performanțele financiare și fluxurile de trezorerie.

Contabilitatea analitică este organizată conform normelor contabile, întocmindu-se balanța analitică pentru conturile de furnizori, creanțe, clienți, debitori, materiale.

Datele din contabilitatea analitică se preiau în contabilitatea sintetică după care se întocmește balanța de verificare.

Reglementări contabile aplicate la întocmirea și prezentarea situațiilor financiare la data de 31 decembrie 2016

Ordin.1780/19.12.2014

Legea contabilității; nr.82 /1991 republicată,

- Ordinul Ministerului Finantelor Publice nr.1917/2005
- Ordinul Ministerului Finantelor Publice nr. 2985 / 16.12.2011
- Ordinul 479 / 05.04.2012

BILANT

incheiat la 31.03.2018

- lei -

Nr. rand	Denumirea indicatorilor	Cod	Sold la:	
			inceputul anului	sfarsitul perioadei
A	B	C	1	2
	Instalatii tehnice, mijloace de transport, animale, plantatii, mobilier, aparatura birotica si alte active corporale (ct.2130100+2130200+2130300+2130400+2140000+2310000-2810300-2810400-2910300-2910400-2930200*)	04	5297258	5175164
	Terenuri si cladiri (ct.2110100+2110200+2120000+2310000-2810100-2810200-2910100-2910200-2930200)	05	39144667	39144667
	TOTAL ACTIVE NECURENTE (rd.03+04+05+06+07+09)	15	44441925	44319831
	Stocuri (ct.3010000+3020100+3020200+3020300+3020400+3020500+ 3020600+ 3020700+3020800+3020900+3030100+3030200+ 3040100+ 3040200+3050100+3050200+3070000+3090000+ 3310000+ 3320000+3410000+3450000+3460000+3470000+ 3490000+ 3510100+3510200+3540100+ 3540500+3540600+ 3560000+ 3570000+3580000+ 3590000+3610000+ 3710000+3810000+/-3480000+/-3780000-3910000 -3920100-3920200-3930000-3940100-3940500-3940600-3950100-3950200-3950300-3950400-3950600-3950700-3950800-3960000-3970000-3980000)	19	2637611	2534956
	Creante din operatiuni comerciale, avansuri si alte decontari (ct.2320000+2340000+4090101+4090102+4110101+ 4110108+4130100+ 4180000+4250000+4280102+ 4610101+ 4610109+4730109**+4810101+ 4810102+ 4810103+4810200+4810300+4810900+ 4820000+ 4830000 + 4890000 - 4910100-4960100+5120800), din care:	21	1623382	1774037
	Creante comerciale si avansuri (ct.2320000+2340000+4090101+4090102+ 4110101+ 4110108+4130100 +4180000+4610101+4610109 -4910100 - 4960100), din care :	22	1623382	1761470
	Împrumuturi pe termen scurt acordate (ct.2670101+2670102+2670103+2670104+2670105+ 2670108+2670601 +2670602+ 2670603+2670604+ 2670605+ 2670609+4680101+ 4680102 +4680103+ 4680104 +4680105+4680106+4680107+ 4680108+ 4680109 + 4690103+4690105+ 4690106+4690108+ 4690109)	27		300000
	Total creante curente (rd. 21+23+25+27)	30	1623382	2074037
	Conturi la trezorerie, casa în lei (ct.5100000+5120101+5120501+5130101+5130301+5130302+5140101+5140301+5140302+5150101+5150103+5150301+5150500+5150600+5160101+5160301+5160302+5170101+5170301+5170302+5200100+5210100+5210300+5230000+5250101+5250102+5250301+5250302+5250400+5260000+5270000+5280000+5290101+5290201+5290301+5290400+5290901+5310101+5500101+5510000+5520000+5550101+5550400+5570101+5580101+5580201+5590101+5600101+5600300+5600401+5610100+5610300+5620101+5620300+5620401+5710100+5710300+5710400+5740101+5740102+5740301+5740302+5740400+5750100+5750300+5750400-7700000)	33	2196757	2311651
	Dobânda de încasat, alte valori, avansuri de trezorerie (ct.5180701+5320100+5320200+5320300+5320400+ 5320500+5320600+ 5320800+5420100)	33.1	662	985
	Conturi la institutii de credit, BNR, casa în valuta (ct.5110101+5110102+5120102+5120402+5120502+5130102+)	35	58859	71426

A	B	C	1	2
	5130202+5140102+5140202+5150102+5150202+5150302+ 5160102+5160202+5170102+5170202+5290102+5290202+ 5290302+5290902+5310402+5410102+5410202+5500102+ 5550102+5550202+5570202+5580102+5580202+5580302+558030 3+5590102+5590202+5600102+5600103+5600402+5620102+5620 103+5620402)			
	Total disponibilitati si alte valori (rd.33+33.1+35+35.1)	40	2256278	2384062
	TOTAL ACTIVE CURENTE (rd.19+30+31+40+41+41.1+42)	45	6517271	6993055
	TOTAL ACTIVE (rd.15+45)	46	50959196	51312886
	Datorii comerciale, avansuri si alte decontari (ct.2690100+4010100+4030100+4040100+4050100+ 4080000+ 4190000+ 4620101+4620109 +4730109+ 4810101+4810102+ 4810103+4810200+ 4810300+ 4810900+4820000+ 4830000+4890000+ 5090000+ 5120800), din care:	60	304163	641798
	Datorii comerciale si avansuri (ct. 4010100+4030100+4040100+4050100+ 4080000+ 4190000+ 4620101+ 4620109), din care:	61	299442	641798
	Datorii catre bugete (ct. 4310100+4310200 + 4310300 + 4310400 + 4310500+ 4310700+ 4370100 + 4370200 + 4370300 + 4400000+4410000+ 4420300 + 4420800 + 4440000 + 4460000 4480100 +4550501 + 4550502+ 4550503+ 4620109+ 4670100+ 4670200 + 4670300 + 4670400 + 4670500+ 4670900+ 4730109+4810900+ 4820000), din care:	62	1015578	1617247
	Contributii sociale (ct.4310100+4310200+4310300+4310400+4310500+4310700+437 0100+4370200+4370300)	63.1	724686	1310240
	Împrumuturi pe termen scurt - sume ce urmeaza a fi platite într-o perioada de pâna la un an (ct.5180601+5180603+5180604+5180605+5180606 + 5180608+ 5180609+5180800+5190101+5190102 + 5190103+ 5190104+ 5190105+ 5190106+ 5190107+ 5190108+5190109+5190110+ 5190180+ 5190190)	70		300000
	Salariile angajatilor (ct.4210000+4230000+4260000+4270100+4270300+4280101)	72	1273891	2133616
	TOTAL DATORII CURENTE (rd.60+62+65+70+71+72+73+74+75)	78	2593632	4692661
	TOTAL DATORII (rd.58+78)	79	2593632	4692661
	ACTIVE NETE = TOTAL ACTIVE – TOTAL DATORII = CAPITALURI PROPRII (rd.80= rd.46-79 = rd.90)	80	48365564	46620225
	Rezerve, fonduri (ct.1000000+1010000+1020101+1020102+1030000+1040101+104 0102+1050100+1050200+1050300+1050400+1050500+ 1060000+ 1320000+ 1330000+1390100)	84	39448737	39448739
	Rezultatul reportat (ct.1170000- sold creditor)	85	8275284	8904866
	Rezultatul patrimonial al exercitiului (ct.1210000- sold creditor)	87	641543	
	Rezultatul patrimonial al exercitiului (ct.1210000- sold debitor)	88		1733380
	TOTAL CAPITALURI PROPRII (rd.84+85-86+87-88)	90	48365564	46620225

Manager

Dr. Muresan Vasile



Director Financiar Contabil

Ec.Muntean Anca Elena

CONTUL DE REZULTAT PATRIMONIAL

la data de 31.03.2018

Cod 02

-lei-

Nr. crt	Denumirea indicatorilor	Cod rand	An precedent	An curent
A	B	C	1	2
I	VENITURI OPERATIONALE	01		
1.	Venituri din impozite, taxe, contributiile de asigurari si alte venituri ale bugetelor (ct.7300100+7300200+7310100+7310200+7320100+ 7330000+ 7340000+ 7350100+7350200+7350300+7350400+ 7350500+ 7350600+7360100+7390000+7450100+7450200+ 7450300+ 7450400+ 7450500+7450900+ 7460100+ 7460200+ 7460300+ 7460900)	02		
2.	Venituri din activitati economice (ct.7210000+7220000+7510100+ 7510200+/-7090000)	03	8,704,108	9,477,860
3.	Finantari, subventii, transferuri, alocatii bugetare cu destinatie speciala (ct. 7510500+7710000+7720100+7720200+7730000+7740100+7740200+7750000+7760000+7780000+7790101+790109)	04	88,356	57,606
4.	Alte venituri operationale (ct.7140000+7180000+7500000+7510300+7510400+7810200+7810300 +7810401+7810402+7770000)	05	990	405
	TOTAL VENITURI OPERATIONALE (rd.02+03+04+05)	06	8,793,454	9,535,871
II.	CHELTUIELI OPERATIONALE	07		
1.	Salariile si contributiile sociale aferente angajatilor (ct.6410000+6420000+6450100+6450200+6450300+ 6450400+ 6450500+6450600+ 6450800+6460000+6470000)	08	6,968,425	8,724,825
2.	Subventii si transferuri (ct.6700000+6710000+6720000+6730000+6740000+ 6750000+ 6760000+ 6770000+ 6780000+6790000)	09	278,345	320,296
3.	Stocuri, consumabile, lucrari si servicii executate de terti (ct.6010000+6020100+6020200+6020300+6020400+ 6020500+ 6020600+ 6020700+6020800+6020900+6030000+ 6060000+ 6070000+6080000+6090000+6100000+ 6110000+ 6120000+ 6130000+6140000+6220000+6230000+6240100+ 6240200+ 6260000+6270000+6280000+6290100)	10	1,961,301	2,015,112
4.	Cheltuieli de capital, amortizari si provizioane (ct.6290200+6810100+6810200+6810300+6810401+6810402+6820101+ 6820109+6820200+ 6890100+ 6890200)	11	96,335	122,094
5	Alte cheltuieli operationale (ct.6350000+6540000+6580000+6580101+65	12		86,924

A	B	C	1	2
	80109)			
	TOTAL CHELTUIELI OPERATIONALE (rd.08+09+10+11+12)	13	9,304,406	11,269,251
III.	REZULTATUL DIN ACTIVITATEA OPERATIONALA	14		
	- EXCEDENT (rd.06- rd.13)	15		
	- DEFICIT (rd.13- rd.06)	16	510,952	1,733,380
IV.	VENITURI FINANCIARE (ct. 7630000+7640000+7650100+7650200+76600 00+7670000+7680000+7690000+7860300+78 60400)	17		
V.	CHELTUIELI FINANCIARE (ct. 6630000+6640000+6650100+6650200+66600 00+6670000+ 6680000+6690000+6860300+6860400+68608 00)	18		
VI.	REZULTATUL DIN ACTIVITATEA FINANCIARA	19		
	- EXCEDENT (rd.17- rd.18)	20		
	- DEFICIT (rd.18- rd.17)	21		
VII.	REZULTATUL DIN ACTIVITATEA CURENTA	22		
	- EXCEDENT (rd.15+20-16-21)	23		
	- DEFICIT (rd.16+21-15-20)	24	510,952	1,733,380
VIII.	VENITURI EXTRAORDINARE (ct.7910000)	25		
IX	CHELTUIELI EXTRAORDINARE (ct.6900000+6910000)	26		
X	REZULTATUL DIN ACTIVITATEA EXTRAORDINARA	27		
	- EXCEDENT (rd.25-rd.26)	28		
	- DEFICIT (rd.26-rd.25)	29		
XI.	REZULTATUL PATRIMONIAL AL EXERCITIULUI (BRUT)	29.1		
	- EXCEDENT (rd. 23+28-24-29)	29.2		
	- DEFICIT (rd. 24+29-23-28)	29.3	510,952	1,733,380
	Cheltuieli cu impozitul pe profit (din ct. 6350000**, 6350200)	29.4		
XI	REZULTATUL PATRIMONIAL AL EXERCITIULUI (NET)	30		
	- EXCEDENT (rd. 29.2 - rd.29.4)	31		
	- DEFICIT (rd. 29.3 + rd.29.4)	32	510,952	1,733,380

*) Nota: se determina potrivit art.13 alin.(2) lit. b) din Legea nr.227/2015 privind Codul Fiscal

Manager

Dr. Muresan Vasile



Director Financiar Contabil

Ec.Muntean Anca Elena

DENUMIREA INDICATORULUI	Cod rand	TOTAL	CASA ct. 5310101	Buget de stat *) ct. 5200100/7700000	Buget local ct. 5210100/7700000	Buget sociale de stat ct. 5250101+7700000	Buget de asigurari sociale de somaj ct. 5740101+7700000	Buget Fond asigurari nationale ct. 5750100/7700000	Buget Fond pentru mediu ct. 5750100/7700000	Buget reinerii ct. 5240100/7700000	Buget institutii publice finantate integral din venituri proprii 5600101/7700000	Buget institutii publice finantate din venituri proprii si suventii 5610101/7700000	Buget activitati finantate din venituri proprii si buget privatizate 5620101/7700000	Buget imprumuturi interne si externe ct. 5130101+5140101+5160101+5170101/7700000	Buget fonduri externe neramb (sursaD) 5150103/7700000	Alte disponibilitati (ct. 5xx)
A	B	1	2	3	4	5	6	7	8	9	10	11	12	13	14	15
NUMERAR LA SFARSITUL PERIOADEI (rd.13+rd.14+14.1-14.2-14.3)																

*) La unitatile administrativ-teritoriale si la unitatile de invatamant preuniversitar coloana 3 nu se aduna in coloana 1 -Total

**) Randurile 14.1 "Sume recuperate din excedentul anului precedent" se completeaza pentru bugetele locale, institutiilor publice finantate integral sau partial din venituri proprii, activitatilor finantate integral din venituri proprii, activitatilor finantate integral din venituri proprii si cheltuieli, activ. de privatizare, Fondului de mediu astfel: integral din venituri proprii, fondurilor nerambursabile (sursa 08/D) in situatia existentei unui buget de venituri si cheltuieli, ctiv. de privatizare, Fondului de mediu astfel:

- cu sumele recuperate din excedentul anilor precedenti (inclusiv reintregirea excedentului cu depozite, daca operatiunile au avut loc in exercitiul financiar diferite

**) Randurile 14.2 "Sume utilizate din excedentul anului precedent/sume transferate din excedent la bugetul local/sume transferate din excedent pentru constituirea de depozite in trezorerie" se completeaza astfel: pentru bugetele locale, institutiilor publice finantate integral sau partial din venituri proprii, activitatilor finantate integral din venituri proprii, activitatilor finantate integral din venituri proprii si cheltuieli, activ. de privatizare, Fondului de mediu cu sumele utilizate din excedentul nerambursabile (sursa 08/D) in situatia existentei unui buget de venituri si cheltuieli, activitatii de privatizare, Fondului de mediu cu sumele utilizate din excedentul anual precedent pentru efectuarea de cheltuieli, acoperirea golurilor temporare de casa;

- pentru bugetul institutiilor publice finantate integral din venituri proprii si bugetul activitatilor finantate integral din venituri proprii - cu sumele transferate din excedent la bugetul local

- pentru bugetul asigurarilor sociale de stat, bugetul Fondului national unic de asigurari sociale de sanatate, bugetul Fondului de mediu, bugetul institutiilor publice finantate integral din venituri proprii, bugetul activitatii de privatizare si bugetul activitatii de privatizare si bugetul fondurilor externe nerambursabile (sursa 08/D) in situatia existentei unui buget de venituri si cheltuieli - cu sume transferate sin excedent pentru constituirea de depozite in trezorerie.

***) Randul 14.3 "Sume transferate din disponibil neutilizat la finele anului precedent" se completeaza pentru : bugetul fondurilor externe nerambursabile (sursa 08/D) in situatia existentei doar a u buget de cheltuieli, bugetul creditorilor intarziati, bugetul creditorilor externi - cu sumele transferate la inceputul anului din disponibil neutilizat la finele anului precedent.


Director Financiar Contabil

Ec. Muntean Anca Elena

Manager

Dr. Muresan Vasile

Viza trezorerie



II.

Sinteza platilor restante si arieratelor la data de 31.03.2018

Nr. rd.	Explicatie	Plati restante		Plati restante aferente programelor nationale		Plati restante aferente nerambursabile postaderare *****)		Plati restante aferente fondurilor externe nerambursabile preaderare (sursa08)	
		total **)	din care: arierate ****)	total	din care: arierate	total	din care: arierate	total	din care: arierate
0		1	1.1	2	2.1	3	3.1	4	4.1
1	sold la finele lunii precedente								
2	sold la finele perioadei								
3	% diminuare arierate luna raportare **)(rd3=1-rd2/rd1)								

*) Se completeaza cu urmatoarele coduri:

- 40 - pentru total plati restante;
- 42 - pentru plati restante din bugetele locale (sectiune functionare, sectiune dezvoltare);
- 46 - pentru plati restante din credite externe (sectiune dezvoltare);
- 47 - pentru plati restante din credite interne (sectiune dezvoltare);
- 48 - pentru plati restante din fonduri externe nerambursabile;
- 51 - pentru plati restante ale institutiilor publice finantate integral din venituri proprii (sectiune functionare, sectiune dezvoltare);
- 53 - pentru plati restante ale institutiilor publice finantate partial din venituri proprii (sectiune functionare, sectiune dezvoltare);
- 54 - pentru plati restante ale activitatilor finantate integral din venituri proprii

**) Sumele vor corespunde cu rd.1 din Anexa 30b.

***) Sumele vor corespunde cu rd. 4+5+6 din Anexa 30b.

****) Rd.3 se completeaza numai la cod 51. Pentru indeplinirea conditiei prevazute la art.49 alin.(13^8) din Legea nr.273/2006 privind

finantele publice, cu modificarile si completarile ulterioare, procentul calculat la rd.3 coloana 1.1 trebuie sa fie mai mare de 3%.

*****) Se vor cuprinde platile restante care se suporta din bugetul local sau din bugetele institutiilor publice

finantate integral sau partial din venituri proprii de subordonare locala, de la titlul de cheltuieli bugetare 56 " Proiecte cu finantare din fonduri externe nerambursabile (FEN) posederare " si titlul 58 "Proiecte cu finantare din fonduri externe nerambursabile aferente cadrului financiar 2014-2020 " cu exceptia celor de la sursa 08.

Director Financiar Contabil

Manager

Ec.Muntean Anca Elena

Dr. Muresan Vasile



(Handwritten signature)

SITUATIA ACTIVEI SI DATORIILOR INSTITUTIILOR PUBLICE
 DIN ADMINISTRATIA LOCALA

la data de 31.03.2018

Cod 18

-lei-

Nr. rand		Cod rand	Sold la inceputul anului	Sold la sfarsitul perioadei
A	B	C	1	2
	Numerar în lei în casieria institutiilor publice locale si ale institutiilor publice de subordonare locala, (ct.5310101)	4		483
	Disponibilitati în lei ale institutiilor publice locale si ale institutiilor publice de subordonare locala, la trezorerii (ct.5100000+ct.5120101+ct.5120501+ct.5150101+ct.5150103+ct.5150500+ct.5150600+ct.5160101+ct.5160301 +ct.5160302+ct.5170101+ct.5170301+ct.5170302+ct.5210100+ct.5210300+ct.5280000+ct.5290201+ct.5290301+ct.5290400+ ct.5290901+ct.5500101+ct.5520000+ct.5550101 +ct.5570101+ct.5580101+ct.5580201+ct.5600101+ ct.5600300+ct.5610100+ct.5610300+ct.5620101+ct.5620300-ct.7700000), din care :	5	2196757	2311168
	Total (in baze cash) (rd.04+05)	8	2196757	2311651
	Total (in baze accrual) (rd.08+09)	10	2196757	2311651
	Alte valori (ct.5320100+ct.5320200+ct.5320300+ct.5320400+ct.5320500+ ct.5320600+ct.5320800)	23	662	985
	Disponibilitati ale institutiilor publice locale si ale institutiilor de subordonare locala la institutiile de credit rezidente (ct.5110101+ct.5110102+ct.5120102+ct.	32	58859	71426

	.5120402+ct.5120502+ ct.5150102+ ct.5150202+ ct.5160102+ct.5160202+ ct.5170102+ ct.5170202+ ct.5290202+5290302+ct.52 90902+ct.5500102+ct. 5550102+ct. 5550202+ct.5570202+ct.55 80102+ ct.5580302+ ct.5600102+ct.5600103+ct .5610102+ct5610103+ct.56 20102+ct.5620103), din care :			
	Total (în baze cash) (rd.32+35)	36	58859	71426
	Total (în baze accrual) (rd.36+37)	38	58859	71426
	Creante comerciale curente legate de livrari de bunuri si servicii de catre autoritatile locale sau de institutii subordonate acestora (ct.2320000+ct.2340000+c t.4090101+ct.4090102+ct. 4110101+ ct.4110108+ ct.4130100+ct.4180000+ct .4610101 - ct.4910100 - ct.4960100). Total (rd.166+167+168+172), din care de la :	165	1623382	1761470
	- de la societati nefinanciare (S.11),	167	1623382	1761470
1	Sume datorate tertilor reprezentând garantii si cautiuni aflate în conturile institutiilor publice (ct.4280101+ct.4280201+c t.4620109+ct.4620209) Total (rd.204+205+206), din care :	203	58859	71426
	- salariatilor (gospodariile populatiei) (S.143)	204	58859	71426
	Sume primite din excedentul anului precedent pentru acoperirea golurilor temporare de casa si pentru finantarea cheltuielilor sectiunii de dezvoltare (ct.5190107+ct.5190190)	267.1		300000
	Total (în baze cash) (rd.262+266+267+267 .1)	268		300000
	Total (în baze accrual)	275		300000

	(cash+dobânzi) (rd.268+274)			
	Datorii comerciale curente legate de livrari de bunuri si servicii (ct.4010100+ct.4030100+ct.4040100 +ct.4050100+ct.4080000 +ct.4190000+ ct.4620101) Total (rd.321+322+326+327), din care catre :	320	299442	641798
	- Societati nefinanciare (S.11)	321	299442	641798
	Datoriile institutiilor publice din administratia locala catre bugete (ct.4420300+ ct.4310100+ct.4310200+ct.4310300+ct.4310400+ ct.4310500+ ct.4310700+ct.4370100+ct.4370200+ct.4370300+ ct.4420801 +ct.4440000+ct.446.01.00 +ct.446.02.00+ct.4480100)	331	1015578	1617247
	Salariile angajatilor (ct 4210000+ct.4230000+ct.4260000 +ct.4270100+ct.4270300 +ct.4280101)	332	1273891	2133616
	Total (rd.331+332+333+334)	335	2289469	3750863

Nota

Sectoarele si subsectoarele definite conform Sistemului European de Conturi (SEC' 95)	utilizator Anexa 40	Cod SEC'95
Societati nefinanciare		S.11
Societati financiare		S.12
Banca centrala		S.121
Societati care accepta depozite, exclusiv banca centrala		S.122
Fonduri de piata monetara		S.123
Fonduri de investitii, altele decat fondurile de piata monetara		S.124
Alti intermediari financiari, exclusiv societati de asigurare si fonduri de pensii		S.125
Auxiliari financiari		S.126
Societati de asigurare (SA)		S.128
Fonduri de pensii (FP)		S.129
Administratii publice		S.13
Administratia centrala(exclusiv fondurile de securitate sociala)		S.1311
Administratia locale(exclusiv fondurile de securitate sociala)		S.1313
Fonduri de securitate sociala		S.1314
Gospodariile populatiei		S.14
Restul lumii		S.2
State membre si institutii si organisme ale Uniunii Europene		S.21
Statele membre ale Uniunii Europene		S.211
Institutiile si organisme ale Uniunii Europene		S.212
State nonmembre si organizatii internationale nerezidente ale Uniunii Europene		S.22

Manager**Dr. Muresan Vasile****Director Financiar Contabil****Ec.Muntean Anca Elena**

SP CLINIC DE PNEUMOFIZIOLOGIE LEON DANIELLO -

Utilizator: EC, MUNTEAN ANCA

Data tiparirii: 18.04.2018

BALANTA CONTABILA DE VERIFICARE

Tip balanta: Sintetica de grad 1

Perioada: 01.01.2018 - 31.03.2018

Total pana la: Total Sint. 1

Total gen prin: Insumarea sinteticelelor de grad 3

- Lei noi -

Simbol Cont	SOLD INITIAL		RULAJE CURENTE		RULAJE CUMULATE AN		TOTAL SUME		SOLD FINAL	
	DEBIT	CREDIT	DEBIT	CREDIT	DEBIT	CREDIT	DEBIT	CREDIT	DEBIT	CREDIT
103	0.00	39,144,667.38	0.00	-0.09	0.00	-0.09	0.00	39,144,667.29	0.00	39,144,667.29
105	0.00	304,071.15	0.00	0.00	0.00	0.00	0.00	304,071.15	0.00	304,071.15
117	0.00	8,275,282.63	3,741.68	633,324.95	3,741.68	633,324.95	3,741.68	8,908,607.58	0.00	8,904,865.90
121	0.00	641,542.57	11,269,251.31	8,894,328.52	11,269,251.31	8,894,328.52	11,269,251.31	9,535,871.09	1,733,380.22	0.00
208	161,731.84	0.00	0.00	0.00	0.00	0.00	161,731.84	0.00	161,731.84	0.00
211	0.00	18,277,893.19	0.00	0.00	0.00	0.00	18,277,893.19	0.00	18,277,893.19	0.00
212	0.00	20,866,774.19	-0.09	0.00	-0.09	0.00	20,866,774.10	0.00	20,866,774.10	0.00
213	0.00	7,756,673.01	0.00	-10.52	0.00	-10.52	7,756,673.01	-10.52	7,756,683.53	0.00
214	0.00	474,765.34	0.00	-0.40	0.00	-0.40	474,765.34	-0.40	474,765.74	0.00
231	0.00	978,589.78	0.00	0.00	0.00	0.00	978,589.78	0.00	978,589.78	0.00
280	0.00	161,731.84	0.00	0.00	0.00	0.00	161,731.84	0.00	161,731.84	0.00
281	0.00	3,912,770.42	-10.00	122,094.82	-10.00	122,094.82	-10.00	4,034,865.24	0.00	4,034,875.24
302	931,230.68	0.00	899,370.23	1,112,557.38	899,370.23	1,112,557.38	1,830,600.91	1,112,557.38	718,043.53	0.00
303	1,706,380.25	0.00	211,714.57	102,573.74	211,714.57	102,573.74	1,918,094.82	102,573.74	1,815,521.08	0.00
307	0.00	0.00	1,391.59	0.00	1,391.59	0.00	1,391.59	0.00	1,391.59	0.00
345	0.00	0.00	10,141.70	10,141.70	10,141.70	10,141.70	10,141.70	10,141.70	0.00	0.00
401	0.00	78,242.75	1,399,173.95	1,962,728.92	1,399,173.95	1,962,728.92	1,399,173.95	2,040,971.67	0.00	641,797.72
404	0.00	221,199.69	221,199.69	0.00	221,199.69	0.00	221,199.69	221,199.69	0.00	0.00
411	1,613,018.47	0.00	9,451,724.25	9,373,453.78	9,451,724.25	9,373,453.78	11,064,742.72	9,373,453.78	1,691,288.94	0.00
421	0.00	1,176,510.00	7,432,406.00	8,265,326.00	7,432,406.00	8,265,326.00	7,432,406.00	9,441,836.00	0.00	2,009,430.00
423	0.00	14,856.00	66,685.00	82,549.00	66,685.00	82,549.00	66,685.00	97,405.00	0.00	30,720.00
427	0.00	23,666.00	87,027.00	97,968.00	87,027.00	97,968.00	87,027.00	121,634.00	0.00	34,607.00
428	0.00	58,858.69	74,820.00	74,820.00	74,820.00	74,820.00	74,820.00	133,678.69	0.00	58,858.69
429	0.00	0.00	320,296.00	320,296.00	320,296.00	320,296.00	320,296.00	320,296.00	0.00	0.00
431	0.00	707,609.00	2,552,054.00	3,154,685.00	2,552,054.00	3,154,685.00	2,552,054.00	3,862,294.00	0.00	0.00
437	0.00	17,077.00	17,077.00	0.00	17,077.00	0.00	17,077.00	17,077.00	0.00	1,310,240.00
442	0.00	35,709.32	7,404.00	13,659.90	7,404.00	13,659.90	7,404.00	49,369.22	0.00	41,965.22
444	0.00	238,210.00	557,482.00	545,294.00	557,482.00	545,294.00	557,482.00	783,504.00	0.00	226,022.00
446	0.00	16,973.00	67,972.00	76,573.00	67,972.00	76,573.00	67,972.00	93,546.00	0.00	25,574.00
461	10,364.00	0.00	77,716.66	5,332.66	77,716.66	5,332.66	88,080.66	5,332.66	82,748.00	0.00
462	0.00	4,720.73	13,140.84	9,299.10	13,140.84	9,299.10	13,140.84	14,019.83	0.00	878.99
468	0.00	0.00	300,000.00	0.00	300,000.00	0.00	300,000.00	0.00	300,000.00	0.00
473	0.00	0.00	0.00	12,567.00	0.00	12,567.00	0.00	12,567.00	0.00	12,567.00
512	0.00	0.00	56.26	56.26	56.26	56.26	56.26	56.26	0.00	0.00
519	0.00	0.00	0.00	300,000.00	0.00	300,000.00	0.00	300,000.00	0.00	300,000.00
531	0.00	0.00	39,289.05	38,806.19	39,289.05	38,806.19	39,289.05	38,806.19	482.86	0.00
532	662.20	0.00	75,780.00	75,457.40	75,780.00	75,457.40	76,442.20	75,457.40	984.80	0.00
550	64,580.46	0.00	12,567.00	0.00	12,567.00	0.00	77,147.46	0.00	77,147.46	0.00

Symbol Cont	SOLD INITIAL		RULAJE CURENTE		RULAJE CUMULATE AN		TOTAL SUME		SOLD FINAL	
	DEBIT	CREDIT	DEBIT	CREDIT	DEBIT	CREDIT	DEBIT	CREDIT	DEBIT	CREDIT
552	10,845.78	0.00	3,174.39	13,141.38	3,174.39	13,141.38	14,020.17	13,141.38	878.79	0.00
560	2,180,188.98	0.00	9,736,870.57	300,000.00	9,736,870.57	300,000.00	11,917,059.55	300,000.00	11,617,059.55	0.00
581	0.00	0.00	4,549.08	4,549.08	4,549.08	4,549.08	4,549.08	4,549.08	0.00	0.00
502	0.00	0.00	1,211,508.30	1,211,508.30	1,211,508.30	1,211,508.30	1,211,508.30	1,211,508.30	0.00	0.00
503	0.00	0.00	0.01	0.01	0.01	0.01	0.01	0.01	0.00	0.00
610	0.00	0.00	212,471.28	212,471.28	212,471.28	212,471.28	212,471.28	212,471.28	0.00	0.00
611	0.00	0.00	15,376.47	15,376.47	15,376.47	15,376.47	15,376.47	15,376.47	0.00	0.00
613	0.00	0.00	614.71	614.71	614.71	614.71	614.71	614.71	0.00	0.00
614	0.00	0.00	1,290.00	1,290.00	1,290.00	1,290.00	1,290.00	1,290.00	0.00	0.00
623	0.00	0.00	2,509.00	2,509.00	2,509.00	2,509.00	2,509.00	2,509.00	0.00	0.00
624	0.00	0.00	4,745.56	4,745.56	4,745.56	4,745.56	4,745.56	4,745.56	0.00	0.00
626	0.00	0.00	12,996.78	12,996.78	12,996.78	12,996.78	12,996.78	12,996.78	0.00	0.00
627	0.00	0.00	56.26	56.26	56.26	56.26	56.26	56.26	0.00	0.00
628	0.00	0.00	534,505.72	534,505.72	534,505.72	534,505.72	534,505.72	534,505.72	0.00	0.00
629	0.00	0.00	19,038.46	19,038.46	19,038.46	19,038.46	19,038.46	19,038.46	0.00	0.00
635	0.00	0.00	76,573.00	76,573.00	76,573.00	76,573.00	76,573.00	76,573.00	0.00	0.00
641	0.00	0.00	8,265,326.00	8,265,326.00	8,265,326.00	8,265,326.00	8,265,326.00	8,265,326.00	0.00	0.00
642	0.00	0.00	74,820.00	74,820.00	74,820.00	74,820.00	74,820.00	74,820.00	0.00	0.00
645	0.00	0.00	384,679.00	384,679.00	384,679.00	384,679.00	384,679.00	384,679.00	0.00	0.00
658	0.00	0.00	10,350.86	10,350.86	10,350.86	10,350.86	10,350.86	10,350.86	0.00	0.00
679.00	0.00	0.00	320,296.00	320,296.00	320,296.00	320,296.00	320,296.00	320,296.00	0.00	0.00
681	0.00	0.00	122,093.90	122,093.90	122,093.90	122,093.90	122,093.90	122,093.90	0.00	0.00
750	0.00	0.00	405.00	405.00	405.00	405.00	405.00	405.00	0.00	0.00
751	0.00	0.00	9,502,675.73	9,502,675.73	9,502,675.73	9,502,675.73	9,502,675.73	9,502,675.73	0.00	0.00
770	0.00	0.00	0.00	0.00	0.00	0.00	0.00	0.00	0.00	0.00
772	0.00	0.00	22,648.66	22,648.66	22,648.66	22,648.66	22,648.66	22,648.66	0.00	0.00
779	0.00	0.00	10,141.70	10,141.70	10,141.70	10,141.70	10,141.70	10,141.70	0.00	0.00
TOTAL GENERAL	55,033,698.17	55,033,698.17	65,719,188.13	65,719,188.13	65,719,188.13	65,719,188.13	120,752,886.30	120,752,886.30	66,555,365.00	66,555,365.00

MANAGER
DR. MURESAN VASILE

DIRECTOR FINANCIAR CONTABIL
EC. ANCA ELENA MUNTEAN




BALANTA CONTABILA DE VERIFICARE

Tip balanta: Toate conturile
Total pana la: Total Sint. 1

Perioada: 01.01.2018 - 31.03.2018
Total gen prin: Insumarea sinteticelor de grad 3

- Lei noi -

Symbol Cont	SOLD INITIAL		RULAJE CURENTE		RULAJE CUMULATE AN		TOTAL SUME		SOLD FINAL	
	DEBIT	CREDIT	DEBIT	CREDIT	DEBIT	CREDIT	DEBIT	CREDIT	DEBIT	CREDIT
103.00.00	0.00	39,144,667.38	0.00	-0.09	0.00	-0.09	0.00	39,144,667.29	0.00	39,144,667.29
103.00 : TOTAL	0.00	39,144,667.38	0.00	-0.09	0.00	-0.09	0.00	39,144,667.29	0.00	39,144,667.29
103 : TOTAL	0.00	39,144,667.38	0.00	-0.09	0.00	-0.09	0.00	39,144,667.29	0.00	39,144,667.29
105.03.00	0.00	304,019.32	0.00	0.00	0.00	0.00	0.00	304,019.32	0.00	304,019.32
105.03 : TOTAL	0.00	304,019.32	0.00	0.00	0.00	0.00	0.00	304,019.32	0.00	304,019.32
105.04.00	0.00	51.83	0.00	0.00	0.00	0.00	0.00	51.83	0.00	51.83
105.04 : TOTAL	0.00	51.83	0.00	0.00	0.00	0.00	0.00	51.83	0.00	51.83
105 : TOTAL	0.00	304,071.15	0.00	0.00	0.00	0.00	0.00	304,071.15	0.00	304,071.15
117.00.00.01.09	0.00	20,065.37	0.00	0.00	0.00	0.00	0.00	20,065.37	0.00	20,065.37
117.00.00.01.10	0.00	134,001.27	0.00	0.00	0.00	0.00	0.00	134,001.27	0.00	134,001.27
117.00.00.01.12	209.17	0.00	0.00	0.00	0.00	0.00	209.17	0.00	209.17	0.00
117.00.00.01.22	0.00	330,075.37	0.00	0.00	0.00	0.00	0.00	330,075.37	0.00	330,075.37
117.00.00.01 : TOTAL	0.00	483,932.84	0.00	0.00	0.00	0.00	0.00	483,932.84	0.00	483,932.84
117.00.00.10.01	0.00	56.60	0.00	0.00	0.00	0.00	0.00	56.60	0.00	56.60
117.00.00.10.02	0.00	70.96	0.00	0.00	0.00	0.00	0.00	70.96	0.00	70.96
117.00.00.10.03	9,937.56	0.00	0.00	0.00	0.00	0.00	9,937.56	0.00	9,937.56	0.00
117.00.00.10.04	49.68	0.00	0.00	0.00	0.00	0.00	49.68	0.00	49.68	0.00
117.00.00.10.05	5,545.32	0.00	0.00	0.00	0.00	0.00	5,545.32	0.00	5,545.32	0.00
117.00.00.10.15	0.00	7,806,754.79	3,741.68	633,324.95	3,741.68	633,324.95	3,741.68	8,440,079.74	0.00	8,436,338.06
117.00.00.10 : TOTAL	0.00	7,791,349.79	3,741.68	633,324.95	3,741.68	633,324.95	3,741.68	8,424,674.74	0.00	8,420,933.06
117.00.00 : TOTAL	0.00	8,275,282.63	3,741.68	633,324.95	3,741.68	633,324.95	3,741.68	8,908,607.58	0.00	8,904,865.90
117.00 : TOTAL	0.00	8,275,282.63	3,741.68	633,324.95	3,741.68	633,324.95	3,741.68	8,908,607.58	0.00	8,904,865.90
121.00.00.10	0.00	641,542.57	11,269,251.31	8,894,328.52	3,741.68	8,894,328.52	11,269,251.31	9,535,871.09	1,733,380.22	0.00
121.00.00 : TOTAL	0.00	641,542.57	11,269,251.31	8,894,328.52	11,269,251.31	8,894,328.52	11,269,251.31	9,535,871.09	1,733,380.22	0.00
121 : TOTAL	0.00	641,542.57	11,269,251.31	8,894,328.52	11,269,251.31	8,894,328.52	11,269,251.31	9,535,871.09	1,733,380.22	0.00
208.02.00	161,731.84	0.00	0.00	0.00	0.00	0.00	161,731.84	0.00	161,731.84	0.00
208.02 : TOTAL	161,731.84	0.00	0.00	0.00	0.00	0.00	161,731.84	0.00	161,731.84	0.00
208 : TOTAL	161,731.84	0.00	0.00	0.00	0.00	0.00	161,731.84	0.00	161,731.84	0.00
211.01.00.01	16,483,707.39	0.00	0.00	0.00	0.00	0.00	16,483,707.39	0.00	16,483,707.39	0.00
211.01.00.02	1,794,185.80	0.00	0.00	0.00	0.00	0.00	1,794,185.80	0.00	1,794,185.80	0.00
211.01.00 : TOTAL	18,277,893.19	0.00	0.00	0.00	0.00	0.00	18,277,893.19	0.00	18,277,893.19	0.00
211.01 : TOTAL	18,277,893.19	0.00	0.00	0.00	0.00	0.00	18,277,893.19	0.00	18,277,893.19	0.00
211 : TOTAL	18,277,893.19	0.00	0.00	0.00	0.00	0.00	18,277,893.19	0.00	18,277,893.19	0.00
212.09.01.01	16,965,744.68	0.00	-0.09	0.00	0.00	0.00	16,965,744.59	0.00	16,965,744.59	0.00
212.09.01.02	3,901,029.51	0.00	0.00	0.00	0.00	0.00	3,901,029.51	0.00	3,901,029.51	0.00
212.09.01 : TOTAL	20,866,774.19	0.00	-0.09	0.00	0.00	0.00	20,866,774.10	0.00	20,866,774.10	0.00

Symbol Cont	SOLD INITIAL		RULAJE CURENTE		RULAJE CUMULATE AN		TOTAL SUME		SOLD FINAL	
	DEBIT	CREDIT	DEBIT	CREDIT	DEBIT	CREDIT	DEBIT	CREDIT	DEBIT	CREDIT
	212.09 : TOTAL	20,866,774.19	0.00	-0.09	0.00	-0.09	0.00	20,866,774.10	0.00	20,866,774.10
212 : TOTAL	20,866,774.19	0.00	-0.09	0.00	-0.09	0.00	20,866,774.10	0.00	20,866,774.10	0.00
213.01.00.01	7,420,516.16	0.00	0.00	-0.52	0.00	-0.52	7,420,516.16	-0.52	7,420,516.68	0.00
213.01.00.02	64,303.33	0.00	0.00	0.00	0.00	0.00	64,303.33	0.00	64,303.33	0.00
213.01.00 : TOTAL	7,484,819.49	0.00	0.00	-0.52	0.00	-0.52	7,484,819.49	-0.52	7,484,820.01	0.00
213.01 : TOTAL	7,484,819.49	0.00	0.00	-0.52	0.00	-0.52	7,484,819.49	-0.52	7,484,820.01	0.00
213.02.00.01	174,371.33	0.00	0.00	0.00	0.00	0.00	174,371.33	0.00	174,371.33	0.00
213.02.00 : TOTAL	174,371.33	0.00	0.00	0.00	0.00	0.00	174,371.33	0.00	174,371.33	0.00
213.02 : TOTAL	174,371.33	0.00	0.00	0.00	0.00	0.00	174,371.33	0.00	174,371.33	0.00
213.03.00.01	97,482.02	0.00	0.00	-10.00	0.00	-10.00	97,482.02	-10.00	97,492.02	0.00
213.03.00 : TOTAL	97,482.02	0.00	0.00	-10.00	0.00	-10.00	97,482.02	-10.00	97,492.02	0.00
213.03 : TOTAL	97,482.02	0.00	0.00	-10.00	0.00	-10.00	97,482.02	-10.00	97,492.02	0.00
213.04.00.02	0.17	0.00	0.00	0.00	0.00	0.00	0.17	0.00	0.17	0.00
213.04.00 : TOTAL	0.17	0.00	0.00	0.00	0.00	0.00	0.17	0.00	0.17	0.00
213.04 : TOTAL	0.17	0.00	0.00	0.00	0.00	0.00	0.17	0.00	0.17	0.00
213 : TOTAL	7,756,673.01	0.00	0.00	-10.52	0.00	-10.52	7,756,673.01	-10.52	7,756,683.53	0.00
214.00.00.01	438,658.56	0.00	0.00	0.00	0.00	0.00	438,658.56	0.00	438,658.56	0.00
214.00.00.02	36,106.78	0.00	0.00	-0.40	0.00	-0.40	36,106.78	-0.40	36,107.18	0.00
214.00.00 : TOTAL	474,765.34	0.00	0.00	-0.40	0.00	-0.40	474,765.34	-0.40	474,765.74	0.00
214.00 : TOTAL	474,765.34	0.00	0.00	-0.40	0.00	-0.40	474,765.34	-0.40	474,765.74	0.00
214 : TOTAL	474,765.34	0.00	0.00	-0.40	0.00	-0.40	474,765.34	-0.40	474,765.74	0.00
231.00.00.01	390,794.04	0.00	0.00	0.00	0.00	0.00	390,794.04	0.00	390,794.04	0.00
231.00.00.02	587,795.74	0.00	0.00	0.00	0.00	0.00	587,795.74	0.00	587,795.74	0.00
231.00.00 : TOTAL	978,589.78	0.00	0.00	0.00	0.00	0.00	978,589.78	0.00	978,589.78	0.00
231.00 : TOTAL	978,589.78	0.00	0.00	0.00	0.00	0.00	978,589.78	0.00	978,589.78	0.00
231 : TOTAL	978,589.78	0.00	0.00	0.00	0.00	0.00	978,589.78	0.00	978,589.78	0.00
280.08.00.8	0.00	161,731.84	0.00	0.00	0.00	0.00	0.00	161,731.84	0.00	161,731.84
280.08.00 : TOTAL	0.00	161,731.84	0.00	0.00	0.00	0.00	0.00	161,731.84	0.00	161,731.84
280.08 : TOTAL	0.00	161,731.84	0.00	0.00	0.00	0.00	0.00	161,731.84	0.00	161,731.84
280 : TOTAL	0.00	161,731.84	0.00	0.00	0.00	0.00	0.00	161,731.84	0.00	161,731.84
281.03.00.1.1	0.00	3,534,018.13	0.00	-3,534,018.13	0.00	0.00	-3,534,018.13	0.00	0.00	0.00
281.03.00.1 : TOTAL	0.00	3,534,018.13	0.00	-3,534,018.13	0.00	0.00	-3,534,018.13	0.00	0.00	0.00
281.03.00.2.1	0.00	102,737.91	0.00	-102,737.91	0.00	0.00	-102,737.91	0.00	0.00	0.00
281.03.00.2.2	0.00	45,963.33	0.00	-45,963.33	0.00	0.00	-45,963.33	0.00	0.00	0.00
281.03.00.2 : TOTAL	0.00	148,701.24	0.00	-148,701.24	0.00	0.00	-148,701.24	0.00	0.00	0.00
281.03.00.3.1	0.00	97,482.02	0.00	-97,482.02	0.00	0.00	-97,482.02	0.00	0.00	0.00
281.03.00.3 : TOTAL	0.00	97,482.02	0.00	-97,482.02	0.00	0.00	-97,482.02	0.00	0.00	0.00
281.03.00.4.2	0.00	0.17	0.00	-0.17	0.00	0.00	-0.17	0.00	0.00	0.00
281.03.00.4 : TOTAL	0.00	0.17	0.00	-0.17	0.00	0.00	-0.17	0.00	0.00	0.00
281.03.00 : TOTAL	0.00	3,780,201.56	0.00	-3,780,201.56	0.00	0.00	-3,780,201.56	0.00	0.00	0.00
281.03.01	0.00	0.00	0.00	3,645,404.53	0.00	0.00	3,645,404.53	0.00	3,645,404.53	0.00
281.03.02.01	0.00	0.00	0.00	104,665.95	0.00	0.00	104,665.95	0.00	104,665.95	0.00
281.03.02.02	0.00	0.00	0.00	45,963.33	0.00	0.00	45,963.33	0.00	45,963.33	0.00
281.03.02 : TOTAL	0.00	0.00	0.00	150,629.28	0.00	0.00	150,629.28	0.00	150,629.28	0.00
281.03.03	0.00	0.00	-10.00	97,492.02	-10.00	0.00	97,492.02	-10.00	97,492.02	0.00

Simbol Cont	SOLD INITIAL		RULAJE CUMULATE AN		CURENTE		RULAJE CUMULATE AN		TOTAL SUME		SOLD FINAL	
	DEBIT	CREDIT	DEBIT	CREDIT	DEBIT	CREDIT	DEBIT	CREDIT	DEBIT	CREDIT	DEBIT	CREDIT
281.03.04	0.00	0.00	0.00	0.17	0.00	0.17	0.00	0.00	0.00	0.17	0.00	0.17
281.03 : TOTAL	0.00	3,780,201.56	-10.00	113,324.44	-10.00	113,324.44	-10.00	3,893,526.00	-10.00	3,893,526.00	0.00	3,893,536.00
281.04.00.1	0.00	122,581.91	0.00	8,245.86	0.00	8,245.86	0.00	130,827.77	0.00	130,827.77	0.00	130,827.77
281.04.00.2	0.00	9,986.95	0.00	524.52	0.00	524.52	0.00	10,511.47	0.00	10,511.47	0.00	10,511.47
281.04.00 : TOTAL	0.00	132,568.86	0.00	8,770.38	0.00	8,770.38	0.00	141,339.24	0.00	141,339.24	0.00	141,339.24
281.04 : TOTAL	0.00	132,568.86	0.00	8,770.38	0.00	8,770.38	0.00	141,339.24	0.00	141,339.24	0.00	141,339.24
281 : TOTAL	0.00	3,912,770.42	-10.00	122,094.82	-10.00	122,094.82	-10.00	4,034,865.24	-10.00	4,034,865.24	0.00	4,034,875.24
302.02.00.01	587.57	0.00	2,449.17	2,618.73	2,449.17	2,618.73	2,449.17	3,036.74	2,618.73	418.01	418.01	0.00
302.02.00 : TOTAL	587.57	0.00	2,449.17	2,618.73	2,449.17	2,618.73	2,449.17	3,036.74	2,618.73	418.01	418.01	0.00
302.02 : TOTAL	587.57	0.00	2,449.17	2,618.73	2,449.17	2,618.73	2,449.17	3,036.74	2,618.73	418.01	418.01	0.00
302.04.00.01	29,045.92	0.00	4,669.68	28,154.27	4,669.68	28,154.27	4,669.68	33,715.60	28,154.27	5,561.33	5,561.33	0.00
302.04.00 : TOTAL	29,045.92	0.00	4,669.68	28,154.27	4,669.68	28,154.27	4,669.68	33,715.60	28,154.27	5,561.33	5,561.33	0.00
302.04 : TOTAL	29,045.92	0.00	4,669.68	28,154.27	4,669.68	28,154.27	4,669.68	33,715.60	28,154.27	5,561.33	5,561.33	0.00
302.07.00.01	36,494.31	0.00	88,200.58	100,559.53	88,200.58	100,559.53	88,200.58	124,694.89	100,559.53	24,135.36	24,135.36	0.00
302.07.00.02	10,593.46	0.00	19,366.59	23,207.69	19,366.59	23,207.69	19,366.59	29,960.05	23,207.69	6,752.36	6,752.36	0.00
302.07.00 : TOTAL	47,087.77	0.00	107,567.17	123,767.22	107,567.17	123,767.22	107,567.17	154,654.94	123,767.22	30,887.72	30,887.72	0.00
302.07 : TOTAL	47,087.77	0.00	107,567.17	123,767.22	107,567.17	123,767.22	107,567.17	154,654.94	123,767.22	30,887.72	30,887.72	0.00
302.08.00.01	96,396.68	0.00	94,662.82	84,640.74	94,662.82	84,640.74	94,662.82	191,059.50	84,640.74	106,418.76	106,418.76	0.00
302.08.00.02	9,111.90	0.00	15,059.71	9,718.61	15,059.71	9,718.61	15,059.71	24,171.61	9,718.61	14,453.00	14,453.00	0.00
302.08.00 : TOTAL	105,508.58	0.00	109,722.53	94,359.35	109,722.53	94,359.35	109,722.53	215,231.11	94,359.35	120,871.76	120,871.76	0.00
302.08 : TOTAL	105,508.58	0.00	109,722.53	94,359.35	109,722.53	94,359.35	109,722.53	215,231.11	94,359.35	120,871.76	120,871.76	0.00
302.09.00.1.01	217,897.07	0.00	259,637.68	316,771.22	259,637.68	316,771.22	259,637.68	477,534.75	316,771.22	160,763.53	160,763.53	0.00
302.09.00.1.03	16,306.40	0.00	0.00	4,185.60	0.00	4,185.60	0.00	16,306.40	4,185.60	12,120.80	12,120.80	0.00
302.09.00.1.08	600.69	0.00	12,489.00	5,243.35	12,489.00	5,243.35	12,489.00	13,089.69	5,243.35	7,846.34	7,846.34	0.00
302.09.00.1.10	16,174.61	0.00	0.00	12,141.04	0.00	12,141.04	0.00	16,174.61	12,141.04	4,033.57	4,033.57	0.00
302.09.00.1 : TOTAL	250,978.77	0.00	272,126.68	338,341.21	272,126.68	338,341.21	272,126.68	523,105.45	338,341.21	184,764.24	184,764.24	0.00
302.09.00.1.11	1,337.41	0.00	0.00	613.27	0.00	613.27	0.00	1,337.41	613.27	724.14	724.14	0.00
302.09.00.1.13	13,683.07	0.00	4,462.34	4,462.34	4,462.34	4,462.34	4,462.34	18,145.41	4,462.34	13,683.07	13,683.07	0.00
302.09.00.1.16	8,734.04	0.00	9,411.99	8,300.29	9,411.99	8,300.29	9,411.99	18,146.03	8,300.29	9,845.74	9,845.74	0.00
302.09.00.2.01	130,285.05	0.00	97,320.62	110,603.66	97,320.62	110,603.66	97,320.62	227,605.67	110,603.66	117,002.01	117,002.01	0.00
302.09.00.2.02	1,006.01	0.00	1,656.62	1,546.74	1,656.62	1,546.74	1,656.62	2,662.63	1,546.74	1,115.89	1,115.89	0.00
302.09.00.2 : TOTAL	131,291.06	0.00	98,977.24	112,150.40	98,977.24	112,150.40	98,977.24	230,268.30	112,150.40	118,117.90	118,117.90	0.00
302.09.00.3	238,286.19	0.00	227,620.22	299,878.53	227,620.22	299,878.53	227,620.22	465,906.41	299,878.53	166,027.88	166,027.88	0.00
302.09.00.4.01	21,257.51	0.00	30,938.51	36,395.79	30,938.51	36,395.79	30,938.51	52,196.02	36,395.79	15,800.23	15,800.23	0.00
302.09.00.4.02	3,189.20	0.00	2,742.95	4,345.88	2,742.95	4,345.88	2,742.95	5,932.15	4,345.88	1,586.27	1,586.27	0.00
302.09.00.4 : TOTAL	24,446.71	0.00	33,681.46	40,741.67	33,681.46	40,741.67	33,681.46	58,128.17	40,741.67	17,386.50	17,386.50	0.00
302.09.00.6	54,054.48	0.00	425.10	23,191.02	425.10	23,191.02	425.10	54,479.58	23,191.02	31,288.56	31,288.56	0.00
302.09.00.7.1	23,536.85	0.00	27,448.45	33,855.97	27,448.45	33,855.97	27,448.45	50,985.30	33,855.97	17,129.33	17,129.33	0.00
302.09.00.7.4	59.54	0.00	52.83	52.83	52.83	52.83	52.83	112.37	52.83	59.54	59.54	0.00
302.09.00.7 : TOTAL	23,596.39	0.00	27,501.28	33,908.80	27,501.28	33,908.80	27,501.28	51,097.67	33,908.80	17,188.87	17,188.87	0.00
302.09.00.8	2,592.72	0.00	755.37	2,070.28	755.37	2,070.28	755.37	3,480.90	2,070.28	1,277.81	1,277.81	0.00
302.09.00 : TOTAL	749,000.84	0.00	674,961.68	863,657.81	674,961.68	863,657.81	674,961.68	1,423,962.52	863,657.81	560,304.71	560,304.71	0.00
302.09 : TOTAL	749,000.84	0.00	674,961.68	863,657.81	674,961.68	863,657.81	674,961.68	1,423,962.52	863,657.81	560,304.71	560,304.71	0.00
302.10.00.01.01	931,230.68	0.00	899,370.23	1,112,557.38	899,370.23	1,112,557.38	899,370.23	1,830,600.91	1,112,557.38	718,043.53	718,043.53	0.00
303.01.00.01.01	13,732.43	0.00	68,539.71	39,312.03	68,539.71	39,312.03	68,539.71	82,272.14	39,312.03	42,960.11	42,960.11	0.00

Simbol Cont	SOLD INITIAL		RULAJE CURENTE		RULAJE CUMULATE AN		TOTAL SUME		SOLD FINAL	
	DEBIT	CREDIT	DEBIT	CREDIT	DEBIT	CREDIT	DEBIT	CREDIT	DEBIT	CREDIT
	303.01.00.01.02	34,006.76	0.00	3,070.20	8,048.85	3,070.20	8,048.85	37,076.96	8,048.85	29,028.11
303.01.00.01.03	4,601.35	0.00	8,344.28	5,292.42	8,344.28	5,292.42	12,945.63	5,292.42	7,653.21	0.00
303.01.00.01.04	14,500.70	0.00	28,465.43	42,439.51	28,465.43	42,439.51	42,966.13	42,439.51	526.62	0.00
303.01.00.01 : TOTAL	66,841.24	0.00	108,419.62	95,092.81	108,419.62	95,092.81	175,260.86	95,092.81	80,168.05	0.00
303.01.00.02.01	6,609.82	0.00	0.00	5,401.24	0.00	5,401.24	6,609.82	5,401.24	1,208.58	0.00
303.01.00.02.02	3,943.29	0.00	0.00	0.00	0.00	0.00	3,943.29	0.00	3,943.29	0.00
303.01.00.02.04	568.71	0.00	1,768.09	1,615.59	1,768.09	1,615.59	2,336.80	1,615.59	721.21	0.00
303.01.00.02 : TOTAL	11,121.82	0.00	1,768.09	7,016.83	1,768.09	7,016.83	12,889.91	7,016.83	5,873.08	0.00
303.01.00 : TOTAL	77,963.06	0.00	110,187.71	102,109.64	110,187.71	102,109.64	188,150.77	102,109.64	86,041.13	0.00
303.01.00.01.01	77,963.06	0.00	110,187.71	102,109.64	110,187.71	102,109.64	188,150.77	102,109.64	86,041.13	0.00
303.02.00.01.01	642,085.60	0.00	39,312.03	0.00	39,312.03	0.00	681,397.63	0.00	681,397.63	0.00
303.02.00.01.02	144,201.57	0.00	8,048.85	464.10	8,048.85	464.10	152,250.42	464.10	151,786.32	0.00
303.02.00.01.03	362,614.95	0.00	5,292.42	0.00	5,292.42	0.00	367,907.37	0.00	367,907.37	0.00
303.02.00.01.04	340,001.63	0.00	41,392.63	0.00	41,392.63	0.00	381,394.26	0.00	381,394.26	0.00
303.02.00.01 : TOTAL	1,488,903.75	0.00	94,045.93	464.10	94,045.93	464.10	1,582,949.68	464.10	1,582,485.58	0.00
303.02.00.02.01	72,633.77	0.00	5,401.24	0.00	5,401.24	0.00	78,035.01	0.00	78,035.01	0.00
303.02.00.02.02	41,247.78	0.00	464.10	0.00	464.10	0.00	41,711.88	0.00	41,711.88	0.00
303.02.00.02.03	5,415.93	0.00	0.00	0.00	0.00	0.00	5,415.93	0.00	5,415.93	0.00
303.02.00.02.04	20,215.96	0.00	1,615.59	0.00	1,615.59	0.00	21,831.55	0.00	21,831.55	0.00
303.02.00.02 : TOTAL	139,513.44	0.00	7,480.93	0.00	7,480.93	0.00	146,994.37	0.00	146,994.37	0.00
303.02.00 : TOTAL	1,628,417.19	0.00	101,526.86	464.10	101,526.86	464.10	1,729,944.05	464.10	1,729,479.95	0.00
303.02.00.01.01	1,628,417.19	0.00	101,526.86	464.10	101,526.86	464.10	1,729,944.05	464.10	1,729,479.95	0.00
303 : TOTAL	1,706,380.25	0.00	211,714.57	102,573.74	211,714.57	102,573.74	1,918,094.82	102,573.74	1,815,521.08	0.00
307.00.00.03	0.00	0.00	1,391.59	0.00	1,391.59	0.00	1,391.59	0.00	1,391.59	0.00
307.00.00 : TOTAL	0.00	0.00	1,391.59	0.00	1,391.59	0.00	1,391.59	0.00	1,391.59	0.00
307.00 : TOTAL	0.00	0.00	1,391.59	0.00	1,391.59	0.00	1,391.59	0.00	1,391.59	0.00
307.00.00.01	0.00	0.00	1,391.59	0.00	1,391.59	0.00	1,391.59	0.00	1,391.59	0.00
345.00.00.01	0.00	0.00	10,141.70	10,141.70	10,141.70	10,141.70	10,141.70	10,141.70	0.00	0.00
345.00.00 : TOTAL	0.00	0.00	10,141.70	10,141.70	10,141.70	10,141.70	10,141.70	10,141.70	0.00	0.00
345.00 : TOTAL	0.00	0.00	10,141.70	10,141.70	10,141.70	10,141.70	10,141.70	10,141.70	0.00	0.00
401.01.00	0.00	0.00	1,399,173.95	1,962,728.92	1,399,173.95	1,962,728.92	1,399,173.95	2,040,971.67	0.00	641,797.72
401.01 : TOTAL	0.00	0.00	1,399,173.95	1,962,728.92	1,399,173.95	1,962,728.92	1,399,173.95	2,040,971.67	0.00	641,797.72
401 : TOTAL	0.00	0.00	1,399,173.95	1,962,728.92	1,399,173.95	1,962,728.92	1,399,173.95	2,040,971.67	0.00	641,797.72
404.01.00.081	0.00	0.00	7,038.28	0.00	7,038.28	0.00	7,038.28	0.00	7,038.28	0.00
404.01.00.086	0.00	0.00	556.93	0.00	556.93	0.00	556.93	0.00	556.93	0.00
404.01.00.091	0.00	0.00	15,053.45	0.00	15,053.45	0.00	15,053.45	0.00	15,053.45	0.00
404.01.00.092	0.00	0.00	198,551.03	0.00	198,551.03	0.00	198,551.03	0.00	198,551.03	0.00
404.01.00 : TOTAL	0.00	0.00	221,199.69	0.00	221,199.69	0.00	221,199.69	221,199.69	0.00	0.00
404.01 : TOTAL	0.00	0.00	221,199.69	0.00	221,199.69	0.00	221,199.69	221,199.69	0.00	0.00
411.01.01	1,613,018.47	0.00	9,451,724.25	9,373,453.78	9,451,724.25	9,373,453.78	11,064,742.72	9,373,453.78	1,691,288.94	0.00
411.01 : TOTAL	1,613,018.47	0.00	9,451,724.25	9,373,453.78	9,451,724.25	9,373,453.78	11,064,742.72	9,373,453.78	1,691,288.94	0.00
411 : TOTAL	1,613,018.47	0.00	9,451,724.25	9,373,453.78	9,451,724.25	9,373,453.78	11,064,742.72	9,373,453.78	1,691,288.94	0.00
421.00.00.01	0.00	695,163.00	4,001,226.00	4,231,740.00	4,001,226.00	4,231,740.00	4,001,226.00	4,926,903.00	0.00	925,677.00

Symbol Cont	SOLD INITIAL		RULAJE CURENTE		RULAJE CUMULATE AN		TOTAL SUME		SOLD FINAL	
	DEBIT	CREDIT	DEBIT	CREDIT	DEBIT	CREDIT	DEBIT	CREDIT	DEBIT	CREDIT
421.00.00.02	0.00	88,620.00	490,745.00	511,412.00	490,745.00	511,412.00	490,745.00	600,032.00	0.00	109,287.00
421.00.00.04	0.00	87,697.00	514,637.00	557,958.00	514,637.00	557,958.00	514,637.00	645,655.00	0.00	131,018.00
421.00.00.05	0.00	305,030.00	2,425,798.00	2,964,216.00	2,964,216.00	2,964,216.00	2,425,798.00	3,269,246.00	0.00	843,448.00
421.00.00. : TOTAL	0.00	1,176,510.00	7,432,406.00	8,265,326.00	7,432,406.00	8,265,326.00	7,432,406.00	9,441,836.00	0.00	2,009,430.00
421.00 : TOTAL	0.00	1,176,510.00	7,432,406.00	8,265,326.00	7,432,406.00	8,265,326.00	7,432,406.00	9,441,836.00	0.00	2,009,430.00
423.00.00.01	0.00	8,724.00	41,254.00	52,342.00	41,254.00	52,342.00	41,254.00	61,066.00	0.00	19,812.00
423.00.00.02	0.00	1,098.00	4,907.00	6,303.00	4,907.00	6,303.00	4,907.00	7,401.00	0.00	2,494.00
423.00.00.04	0.00	1,079.00	1,695.00	616.00	1,695.00	616.00	1,695.00	1,695.00	0.00	0.00
423.00.00.05	0.00	3,955.00	18,829.00	23,288.00	18,829.00	23,288.00	18,829.00	27,243.00	0.00	8,414.00
423.00.00. : TOTAL	0.00	14,856.00	66,685.00	82,549.00	66,685.00	82,549.00	66,685.00	97,405.00	0.00	30,720.00
423.00 : TOTAL	0.00	14,856.00	66,685.00	82,549.00	66,685.00	82,549.00	66,685.00	97,405.00	0.00	30,720.00
427.01.00.1.01	0.00	700.00	1,712.00	1,012.00	1,712.00	1,012.00	1,712.00	1,712.00	0.00	0.00
427.01.00.1 : TOTAL	0.00	700.00	1,712.00	1,012.00	1,712.00	1,012.00	1,712.00	1,712.00	0.00	0.00
427.01.00.2.01	0.00	12,040.00	36,961.00	38,037.00	36,961.00	38,037.00	36,961.00	50,077.00	0.00	13,116.00
427.01.00.2.02	0.00	420.00	1,254.00	1,249.00	1,254.00	1,249.00	1,254.00	1,669.00	0.00	415.00
427.01.00.2.04	0.00	520.00	1,560.00	1,508.00	1,560.00	1,508.00	1,560.00	2,028.00	0.00	468.00
427.01.00.2 : TOTAL	0.00	12,980.00	39,775.00	40,794.00	39,775.00	40,794.00	39,775.00	53,774.00	0.00	13,999.00
427.01.00.3.01	0.00	7,343.00	24,137.00	26,122.00	24,137.00	26,122.00	24,137.00	33,465.00	0.00	9,328.00
427.01.00.3.02	0.00	743.00	2,405.00	2,564.00	2,405.00	2,564.00	2,405.00	3,307.00	0.00	902.00
427.01.00.3.04	0.00	1,145.00	3,766.00	4,094.00	3,766.00	4,094.00	3,766.00	5,239.00	0.00	1,473.00
427.01.00.3.05	0.00	755.00	2,665.00	2,865.00	2,665.00	2,865.00	2,665.00	3,620.00	0.00	955.00
427.01.00.3 : TOTAL	0.00	9,986.00	32,973.00	35,645.00	32,973.00	35,645.00	32,973.00	45,631.00	0.00	12,658.00
427.01.00.5.01	0.00	0.00	11,055.00	18,409.00	11,055.00	18,409.00	11,055.00	18,409.00	0.00	7,354.00
427.01.00.5.02	0.00	0.00	524.00	525.00	524.00	525.00	524.00	525.00	0.00	1.00
427.01.00.5.04	0.00	0.00	988.00	1,583.00	988.00	1,583.00	988.00	1,583.00	0.00	595.00
427.01.00.5 : TOTAL	0.00	0.00	12,567.00	20,517.00	12,567.00	20,517.00	12,567.00	20,517.00	0.00	7,950.00
427.01.00 : TOTAL	0.00	23,666.00	87,027.00	97,968.00	87,027.00	97,968.00	87,027.00	121,634.00	0.00	34,607.00
427.01 : TOTAL	0.00	23,666.00	87,027.00	97,968.00	87,027.00	97,968.00	87,027.00	121,634.00	0.00	34,607.00
428.01.01.1	0.00	58,858.69	0.00	0.00	0.00	0.00	0.00	58,858.69	0.00	58,858.69
428.01.01.2	0.00	0.00	74,820.00	74,820.00	74,820.00	74,820.00	74,820.00	74,820.00	0.00	0.00
428.01.01 : TOTAL	0.00	58,858.69	74,820.00	74,820.00	74,820.00	74,820.00	74,820.00	133,678.69	0.00	58,858.69
428.01 : TOTAL	0.00	58,858.69	74,820.00	74,820.00	74,820.00	74,820.00	74,820.00	133,678.69	0.00	58,858.69
429.00.00	0.00	0.00	320,296.00	320,296.00	320,296.00	320,296.00	320,296.00	320,296.00	0.00	0.00
429.00 : TOTAL	0.00	0.00	320,296.00	320,296.00	320,296.00	320,296.00	320,296.00	320,296.00	0.00	0.00
429 : TOTAL	0.00	0.00	320,296.00	320,296.00	320,296.00	320,296.00	320,296.00	320,296.00	0.00	0.00
431.01.00.01	0.00	213,547.00	315,972.00	165,484.00	315,972.00	165,484.00	315,972.00	379,031.00	0.00	63,059.00
431.01.00.02	0.00	26,871.00	39,593.00	19,912.00	39,593.00	19,912.00	39,593.00	46,783.00	0.00	7,190.00
431.01.00.04	0.00	26,398.00	39,112.00	21,428.00	39,112.00	21,428.00	39,112.00	47,826.00	0.00	8,714.00
431.01.00.05	0.00	70,319.00	70,319.00	0.00	70,319.00	0.00	70,319.00	70,319.00	0.00	0.00
431.01.00 : TOTAL	0.00	337,135.00	464,996.00	206,824.00	464,996.00	206,824.00	464,996.00	543,959.00	0.00	78,963.00
431.01 : TOTAL	0.00	337,135.00	464,996.00	206,824.00	464,996.00	206,824.00	464,996.00	543,959.00	0.00	78,963.00

Simbol Cont	SOLD INITIAL		RULA		CURENTE		RULAJE CUMULATE AN		TOTAL SUME		SOLD FINAL	
	DEBIT	CREDIT	DEBIT	CREDIT	DEBIT	CREDIT	DEBIT	CREDIT	DEBIT	CREDIT	DEBIT	CREDIT
431.02.00.01	0.00	107,801.00	741,832.00	1,023,025.00	741,832.00	1,023,025.00	741,832.00	1,130,826.00	0.00	0.00	388,994.00	
431.02.00.02	0.00	13,566.00	92,595.00	123,413.00	92,595.00	123,413.00	92,595.00	136,979.00	0.00	0.00	44,384.00	
431.02.00.04	0.00	13,325.00	92,786.00	133,925.00	92,786.00	133,925.00	92,786.00	147,250.00	0.00	0.00	54,464.00	
431.02.00.05	0.00	46,727.00	408,678.00	700,799.00	408,678.00	700,799.00	408,678.00	747,526.00	0.00	0.00	338,848.00	
431.02.00 : TOTAL	0.00	181,419.00	1,335,891.00	1,981,162.00	1,335,891.00	1,981,162.00	1,335,891.00	2,162,581.00	0.00	0.00	826,690.00	
431.02 : TOTAL	0.00	181,419.00	1,335,891.00	1,981,162.00	1,335,891.00	1,981,162.00	1,335,891.00	2,162,581.00	0.00	0.00	826,690.00	
431.03.00.01	0.00	53,371.00	53,371.00	0.00	53,371.00	0.00	53,371.00	53,371.00	0.00	0.00	0.00	
431.03.00.02	0.00	6,717.00	6,717.00	0.00	6,717.00	0.00	6,717.00	6,717.00	0.00	0.00	0.00	
431.03.00.04	0.00	6,599.00	6,599.00	0.00	6,599.00	0.00	6,599.00	6,599.00	0.00	0.00	0.00	
431.03.00.05	0.00	22,947.00	22,947.00	0.00	22,947.00	0.00	22,947.00	22,947.00	0.00	0.00	0.00	
431.03.00 : TOTAL	0.00	89,634.00	89,634.00	0.00	89,634.00	0.00	89,634.00	89,634.00	0.00	0.00	0.00	
431.03 : TOTAL	0.00	89,634.00	89,634.00	0.00	89,634.00	0.00	89,634.00	89,634.00	0.00	0.00	0.00	
431.04.00.01	0.00	56,250.00	308,082.00	407,154.00	308,082.00	407,154.00	308,082.00	463,404.00	0.00	0.00	155,322.00	
431.04.00.02	0.00	7,102.00	38,404.00	49,010.00	38,404.00	49,010.00	38,404.00	56,112.00	0.00	0.00	17,708.00	
431.04.00.04	0.00	6,978.00	38,655.00	53,463.00	38,655.00	53,463.00	38,655.00	60,441.00	0.00	0.00	21,786.00	
431.04.00.05	0.00	24,263.00	168,101.00	279,217.00	168,101.00	279,217.00	168,101.00	303,480.00	0.00	0.00	135,379.00	
431.04.00 : TOTAL	0.00	94,593.00	553,242.00	788,844.00	553,242.00	788,844.00	553,242.00	883,437.00	0.00	0.00	330,195.00	
431.04 : TOTAL	0.00	94,593.00	553,242.00	788,844.00	553,242.00	788,844.00	553,242.00	883,437.00	0.00	0.00	330,195.00	
431.05.00.01	0.00	2,868.00	2,868.00	0.00	2,868.00	0.00	2,868.00	2,868.00	0.00	0.00	0.00	
431.05.00.02	0.00	361.00	361.00	0.00	361.00	0.00	361.00	361.00	0.00	0.00	0.00	
431.05.00.04	0.00	354.00	354.00	0.00	354.00	0.00	354.00	354.00	0.00	0.00	0.00	
431.05.00.05	0.00	1,245.00	1,245.00	0.00	1,245.00	0.00	1,245.00	1,245.00	0.00	0.00	0.00	
431.05.00 : TOTAL	0.00	4,828.00	4,828.00	0.00	4,828.00	0.00	4,828.00	4,828.00	0.00	0.00	0.00	
431.05 : TOTAL	0.00	4,828.00	4,828.00	0.00	4,828.00	0.00	4,828.00	4,828.00	0.00	0.00	0.00	
431.06.00.01	0.00	0.00	56,880.00	91,903.00	56,880.00	91,903.00	56,880.00	91,903.00	0.00	0.00	35,023.00	
431.06.00.02	0.00	0.00	7,076.00	11,061.00	7,076.00	11,061.00	7,076.00	11,061.00	0.00	0.00	3,985.00	
431.06.00.04	0.00	0.00	7,137.00	12,038.00	7,137.00	12,038.00	7,137.00	12,038.00	0.00	0.00	4,901.00	
431.06.00.05	0.00	0.00	32,370.00	62,853.00	32,370.00	62,853.00	32,370.00	62,853.00	0.00	0.00	30,483.00	
431.06.00 : TOTAL	0.00	0.00	103,463.00	177,855.00	103,463.00	177,855.00	103,463.00	177,855.00	0.00	0.00	74,392.00	
431.06 : TOTAL	0.00	0.00	103,463.00	177,855.00	103,463.00	177,855.00	103,463.00	177,855.00	0.00	0.00	74,392.00	
431 : TOTAL	0.00	707,609.00	2,552,054.00	3,154,685.00	2,552,054.00	3,154,685.00	2,552,054.00	3,862,294.00	0.00	0.00	1,310,240.00	
437.01.00.01	0.00	5,051.00	5,051.00	0.00	5,051.00	0.00	5,051.00	5,051.00	0.00	0.00	0.00	
437.01.00.02	0.00	647.00	647.00	0.00	647.00	0.00	647.00	647.00	0.00	0.00	0.00	
437.01.00.04	0.00	635.00	635.00	0.00	635.00	0.00	635.00	635.00	0.00	0.00	0.00	
437.01.00.05	0.00	2,206.00	2,206.00	0.00	2,206.00	0.00	2,206.00	2,206.00	0.00	0.00	0.00	
437.01.00 : TOTAL	0.00	8,539.00	8,539.00	0.00	8,539.00	0.00	8,539.00	8,539.00	0.00	0.00	0.00	
437.01 : TOTAL	0.00	8,539.00	8,539.00	0.00	8,539.00	0.00	8,539.00	8,539.00	0.00	0.00	0.00	
437.02.00.01	0.00	5,049.00	5,049.00	0.00	5,049.00	0.00	5,049.00	5,049.00	0.00	0.00	0.00	
437.02.00.02	0.00	644.00	644.00	0.00	644.00	0.00	644.00	644.00	0.00	0.00	0.00	
437.02.00.04	0.00	634.00	634.00	0.00	634.00	0.00	634.00	634.00	0.00	0.00	0.00	
437.02.00.05	0.00	2,211.00	2,211.00	0.00	2,211.00	0.00	2,211.00	2,211.00	0.00	0.00	0.00	
437.02.00 : TOTAL	0.00	8,538.00	8,538.00	0.00	8,538.00	0.00	8,538.00	8,538.00	0.00	0.00	0.00	
437.02 : TOTAL	0.00	8,538.00	8,538.00	0.00	8,538.00	0.00	8,538.00	8,538.00	0.00	0.00	0.00	
437.03.00.01	0.00	17,077.00	17,077.00	0.00	17,077.00	0.00	17,077.00	17,077.00	0.00	0.00	0.00	
442.03.00	0.00	0.00	3,702.00	3,702.00	3,702.00	3,702.00	3,702.00	3,702.00	0.00	0.00	0.00	

Simbol Cont	SOLD INITIAL		RULAJE CURENTE		RULAJE CUMULATE AN		TOTAL SUME		SOLD FINAL	
	DEBIT	CREDIT	DEBIT	CREDIT	DEBIT	CREDIT	DEBIT	CREDIT	DEBIT	CREDIT
442.03 : TOTAL	0.00	0.00	3,702.00	3,702.00	3,702.00	3,702.00	3,702.00	3,702.00	0.00	0.00
442.07.00	0.00	35,709.32	3,702.00	9,957.90	3,702.00	9,957.90	3,702.00	45,667.22	0.00	41,965.22
442.07 : TOTAL	0.00	35,709.32	3,702.00	9,957.90	3,702.00	9,957.90	3,702.00	45,667.22	0.00	41,965.22
442 : TOTAL	0.00	35,709.32	7,404.00	13,659.90	7,404.00	13,659.90	7,404.00	49,369.22	0.00	41,965.22
444.00.00.01	0.00	141,208.00	314,179.00	278,370.00	314,179.00	278,370.00	314,179.00	419,578.00	0.00	105,399.00
444.00.00.02	0.00	18,092.00	40,339.00	34,756.00	40,339.00	34,756.00	40,339.00	52,848.00	0.00	12,509.00
444.00.00.04	0.00	16,614.00	37,336.00	34,838.00	37,336.00	34,838.00	37,336.00	51,452.00	0.00	14,116.00
444.00.00.05	0.00	62,296.00	165,628.00	197,330.00	165,628.00	197,330.00	165,628.00	259,626.00	0.00	93,998.00
444.00.00 : TOTAL	0.00	238,210.00	557,482.00	545,294.00	557,482.00	545,294.00	557,482.00	783,504.00	0.00	226,022.00
444.00 : TOTAL	0.00	238,210.00	557,482.00	545,294.00	557,482.00	545,294.00	557,482.00	783,504.00	0.00	226,022.00
444 : TOTAL	0.00	238,210.00	557,482.00	545,294.00	557,482.00	545,294.00	557,482.00	783,504.00	0.00	226,022.00
446.01.00.01	0.00	6,907.00	62,092.00	78,631.00	62,092.00	78,631.00	62,092.00	85,538.00	0.00	23,446.00
446.01.00.02	0.00	1,624.00	5,880.00	6,384.00	5,880.00	6,384.00	5,880.00	8,008.00	0.00	2,128.00
446.01.00.05	0.00	8,442.00	0.00	-8,442.00	0.00	-8,442.00	0.00	0.00	0.00	0.00
446.01.00 : TOTAL	0.00	16,973.00	67,972.00	76,573.00	67,972.00	76,573.00	67,972.00	93,546.00	0.00	25,574.00
446.01 : TOTAL	0.00	16,973.00	67,972.00	76,573.00	67,972.00	76,573.00	67,972.00	93,546.00	0.00	25,574.00
446 : TOTAL	0.00	16,973.00	67,972.00	76,573.00	67,972.00	76,573.00	67,972.00	93,546.00	0.00	25,574.00
461.01.01	10,364.00	0.00	72,384.00	0.00	72,384.00	0.00	72,384.00	82,748.00	82,748.00	0.00
461.01.09.01	0.00	0.00	5,332.66	5,332.66	5,332.66	5,332.66	5,332.66	5,332.66	0.00	0.00
461.01.09 : TOTAL	0.00	0.00	5,332.66	5,332.66	5,332.66	5,332.66	5,332.66	5,332.66	0.00	0.00
461.01 : TOTAL	10,364.00	0.00	77,716.66	5,332.66	77,716.66	5,332.66	88,080.66	88,080.66	82,748.00	0.00
462.01.09.01	0.00	549.31	1,135.46	913.54	1,135.46	913.54	1,135.46	1,462.85	0.00	327.39
462.01.09.02	0.00	0.00	6,874.96	6,874.96	6,874.96	6,874.96	6,874.96	6,874.96	0.00	0.00
462.01.09.04	0.00	0.00	405.00	405.00	405.00	405.00	405.00	405.00	0.00	0.00
462.01.09.06	0.00	4,171.42	4,725.42	1,105.60	4,725.42	1,105.60	4,725.42	5,277.02	0.00	551.60
462.01.09 : TOTAL	0.00	4,720.73	13,140.84	9,299.10	13,140.84	9,299.10	13,140.84	14,019.83	0.00	878.99
462.01 : TOTAL	0.00	4,720.73	13,140.84	9,299.10	13,140.84	9,299.10	13,140.84	14,019.83	0.00	878.99
462 : TOTAL	0.00	4,720.73	13,140.84	9,299.10	13,140.84	9,299.10	13,140.84	14,019.83	0.00	878.99
468.01.07	0.00	0.00	300,000.00	0.00	300,000.00	0.00	300,000.00	300,000.00	300,000.00	0.00
468.01 : TOTAL	0.00	0.00	300,000.00	0.00	300,000.00	0.00	300,000.00	300,000.00	300,000.00	0.00
468 : TOTAL	0.00	0.00	300,000.00	0.00	300,000.00	0.00	300,000.00	300,000.00	300,000.00	0.00
473.01.09	0.00	0.00	0.00	0.00	0.00	0.00	0.00	0.00	0.00	0.00
473.01 : TOTAL	0.00	0.00	0.00	0.00	0.00	0.00	0.00	0.00	0.00	0.00
473 : TOTAL	0.00	0.00	0.00	0.00	0.00	0.00	0.00	0.00	0.00	0.00
512.01.02.01	0.00	0.00	56.26	56.26	56.26	56.26	56.26	56.26	56.26	0.00
512.01.02 : TOTAL	0.00	0.00	56.26	56.26	56.26	56.26	56.26	56.26	56.26	0.00
512.01 : TOTAL	0.00	0.00	56.26	56.26	56.26	56.26	56.26	56.26	56.26	0.00
512 : TOTAL	0.00	0.00	56.26	56.26	56.26	56.26	56.26	56.26	56.26	0.00
519.01.07	0.00	0.00	0.00	300,000.00	0.00	300,000.00	0.00	300,000.00	0.00	0.00
519.01 : TOTAL	0.00	0.00	0.00	300,000.00	0.00	300,000.00	0.00	300,000.00	0.00	0.00
519 : TOTAL	0.00	0.00	0.00	300,000.00	0.00	300,000.00	0.00	300,000.00	0.00	0.00
531.01.01	0.00	0.00	39,289.05	38,806.19	39,289.05	38,806.19	39,289.05	38,806.19	482.86	0.00
531.01 : TOTAL	0.00	0.00	39,289.05	38,806.19	39,289.05	38,806.19	39,289.05	38,806.19	482.86	0.00
531 : TOTAL	0.00	0.00	39,289.05	38,806.19	39,289.05	38,806.19	39,289.05	38,806.19	482.86	0.00

Simbol Cont	SOLD INITIAL		RULAJE CUMULATE AN CURENTE		RULAJE CUMULATE AN CURENTE		TOTAL SUME		SOLD FINAL	
	DEBIT	CREDIT	DEBIT	CREDIT	DEBIT	CREDIT	DEBIT	CREDIT	DEBIT	CREDIT
532.01.00	662.20	0.00	960.00	637.40	960.00	637.40	1,622.20	637.40	984.80	0.00
532.01 : TOTAL	662.20	0.00	960.00	637.40	960.00	637.40	1,622.20	637.40	984.80	0.00
532.06.00	0.00	0.00	74,820.00	74,820.00	74,820.00	74,820.00	74,820.00	74,820.00	0.00	0.00
532.06 : TOTAL	0.00	0.00	74,820.00	74,820.00	74,820.00	74,820.00	74,820.00	74,820.00	0.00	0.00
532 : TOTAL	662.20	0.00	75,780.00	75,457.40	75,780.00	75,457.40	76,442.20	75,457.40	984.80	0.00
550.01.01.2	5,721.77	0.00	0.00	0.00	0.00	0.00	5,721.77	0.00	5,721.77	0.00
550.01.01 : TOTAL	5,721.77	0.00	0.00	0.00	0.00	0.00	5,721.77	0.00	5,721.77	0.00
550.01.02.01	58,858.69	0.00	12,567.00	0.00	12,567.00	0.00	71,425.69	0.00	71,425.69	0.00
550.01.02 : TOTAL	58,858.69	0.00	12,567.00	0.00	12,567.00	0.00	71,425.69	0.00	71,425.69	0.00
550.01 : TOTAL	64,580.46	0.00	12,567.00	0.00	12,567.00	0.00	71,425.69	0.00	71,425.69	0.00
550 : TOTAL	64,580.46	0.00	12,567.00	0.00	12,567.00	0.00	71,425.69	0.00	71,425.69	0.00
552.00.00.1	10,845.78	0.00	3,174.39	13,141.38	3,174.39	13,141.38	14,020.17	13,141.38	77,147.46	0.00
552.00.00 : TOTAL	10,845.78	0.00	3,174.39	13,141.38	3,174.39	13,141.38	14,020.17	13,141.38	77,147.46	0.00
552.00 : TOTAL	10,845.78	0.00	3,174.39	13,141.38	3,174.39	13,141.38	14,020.17	13,141.38	77,147.46	0.00
552 : TOTAL	10,845.78	0.00	3,174.39	13,141.38	3,174.39	13,141.38	14,020.17	13,141.38	77,147.46	0.00
560.01.01.1	0.00	0.00	3,399,391.71	0.00	3,399,391.71	0.00	3,399,391.71	0.00	3,399,391.71	0.00
560.01.01.10	0.00	0.00	20,570.00	0.00	20,570.00	0.00	20,570.00	0.00	20,570.00	0.00
560.01.01.12	0.00	0.00	557,564.46	0.00	557,564.46	0.00	557,564.46	0.00	557,564.46	0.00
560.01.01.13	0.00	0.00	2,490,605.00	0.00	2,490,605.00	0.00	2,490,605.00	0.00	2,490,605.00	0.00
560.01.01.18	0.00	0.00	2,164,912.00	0.00	2,164,912.00	0.00	2,164,912.00	0.00	2,164,912.00	0.00
560.01.01.19	0.00	0.00	22,648.66	0.00	22,648.66	0.00	22,648.66	0.00	22,648.66	0.00
560.01.01.2	0.00	0.00	85,728.62	0.00	85,728.62	0.00	85,728.62	0.00	85,728.62	0.00
560.01.01.3	0.00	0.00	5,000.00	0.00	5,000.00	0.00	5,000.00	0.00	5,000.00	0.00
560.01.01.6	0.00	0.00	432.00	0.00	432.00	0.00	432.00	0.00	432.00	0.00
560.01.01.7	0.00	0.00	576,726.15	0.00	576,726.15	0.00	576,726.15	0.00	576,726.15	0.00
560.01.01.8	0.00	0.00	3,565.00	0.00	3,565.00	0.00	3,565.00	0.00	3,565.00	0.00
560.01.01.8.2	0.00	0.00	1,715.96	0.00	1,715.96	0.00	1,715.96	0.00	1,715.96	0.00
560.01.01.8.5	0.00	0.00	300,000.00	0.00	300,000.00	0.00	300,000.00	0.00	300,000.00	0.00
560.01.01.9	0.00	0.00	108,011.01	0.00	108,011.01	0.00	108,011.01	0.00	108,011.01	0.00
560.01.01 : TOTAL	0.00	0.00	9,736,870.57	0.00	9,736,870.57	0.00	9,736,870.57	0.00	9,736,870.57	0.00
560.01 : TOTAL	0.00	0.00	9,736,870.57	0.00	9,736,870.57	0.00	9,736,870.57	0.00	9,736,870.57	0.00
560.03.00	2,180,188.98	0.00	0.00	300,000.00	0.00	300,000.00	2,180,188.98	300,000.00	1,880,188.98	0.00
560.03 : TOTAL	2,180,188.98	0.00	0.00	300,000.00	0.00	300,000.00	2,180,188.98	300,000.00	1,880,188.98	0.00
560 : TOTAL	2,180,188.98	0.00	9,736,870.57	300,000.00	9,736,870.57	300,000.00	11,917,059.55	300,000.00	11,617,059.55	0.00
581.01.01	0.00	0.00	4,549.08	4,549.08	4,549.08	4,549.08	4,549.08	4,549.08	0.00	0.00
581.01 : TOTAL	0.00	0.00	4,549.08	4,549.08	4,549.08	4,549.08	4,549.08	4,549.08	0.00	0.00
581 : TOTAL	0.00	0.00	4,549.08	4,549.08	4,549.08	4,549.08	4,549.08	4,549.08	0.00	0.00
602.02.00.01	0.00	0.00	2,618.73	2,618.73	2,618.73	2,618.73	2,618.73	2,618.73	0.00	0.00
602.02.00 : TOTAL	0.00	0.00	2,618.73	2,618.73	2,618.73	2,618.73	2,618.73	2,618.73	0.00	0.00
602.02 : TOTAL	0.00	0.00	2,618.73	2,618.73	2,618.73	2,618.73	2,618.73	2,618.73	0.00	0.00
602.04.00.01	0.00	0.00	82,810.97	82,810.97	82,810.97	82,810.97	82,810.97	82,810.97	0.00	0.00
602.04.00 : TOTAL	0.00	0.00	82,810.97	82,810.97	82,810.97	82,810.97	82,810.97	82,810.97	0.00	0.00
602.04 : TOTAL	0.00	0.00	82,810.97	82,810.97	82,810.97	82,810.97	82,810.97	82,810.97	0.00	0.00
502.07.00.01	0.00	0.00	98,766.17	98,766.17	98,766.17	98,766.17	98,766.17	98,766.17	0.00	0.00
502.07.00.02	0.00	0.00	23,207.70	23,207.70	23,207.70	23,207.70	23,207.70	23,207.70	0.00	0.00

Symbol Cont	SOLD INITIAL		RULAJE CURENTE		RULAJE CUMULATE AN		TOTAL SUME		SOLD FINAL	
	DEBIT	CREDIT	DEBIT	CREDIT	DEBIT	CREDIT	DEBIT	CREDIT	DEBIT	CREDIT
602.07.00 : TOTAL	0.00	0.00	121,973.87	121,973.87	121,973.87	121,973.87	121,973.87	121,973.87	0.00	0.00
602.07 : TOTAL	0.00	0.00	121,973.87	121,973.87	121,973.87	121,973.87	121,973.87	121,973.87	0.00	0.00
602.08.00.01	0.00	0.00	73,663.18	73,663.18	73,663.18	73,663.18	73,663.18	73,663.18	0.00	0.00
602.08.00.02	0.00	0.00	5,134.90	5,134.90	5,134.90	5,134.90	5,134.90	5,134.90	0.00	0.00
602.08.00 : TOTAL	0.00	0.00	78,798.08	78,798.08	78,798.08	78,798.08	78,798.08	78,798.08	0.00	0.00
602.08 : TOTAL	0.00	0.00	78,798.08	78,798.08	78,798.08	78,798.08	78,798.08	78,798.08	0.00	0.00
602.09.00.03.01	0.00	0.00	335,578.58	335,578.58	335,578.58	335,578.58	335,578.58	335,578.58	0.00	0.00
602.09.00.03.03	0.00	0.00	403,194.12	403,194.12	403,194.12	403,194.12	403,194.12	403,194.12	0.00	0.00
602.09.00.03.04	0.00	0.00	33,855.97	33,855.97	33,855.97	33,855.97	33,855.97	33,855.97	0.00	0.00
602.09.00.04.01	0.00	0.00	108,946.92	108,946.92	108,946.92	108,946.92	108,946.92	108,946.92	0.00	0.00
602.09.00.04.02	0.00	0.00	1,546.74	1,546.74	1,546.74	1,546.74	1,546.74	1,546.74	0.00	0.00
602.09.00.05.01	0.00	0.00	4,185.60	4,185.60	4,185.60	4,185.60	4,185.60	4,185.60	0.00	0.00
602.09.00.06.01	0.00	0.00	33,652.84	33,652.84	33,652.84	33,652.84	33,652.84	33,652.84	0.00	0.00
602.09.00.06.02	0.00	0.00	4,345.88	4,345.88	4,345.88	4,345.88	4,345.88	4,345.88	0.00	0.00
602.09.00 : TOTAL	0.00	0.00	925,306.65	925,306.65	925,306.65	925,306.65	925,306.65	925,306.65	0.00	0.00
602.09 : TOTAL	0.00	0.00	925,306.65	925,306.65	925,306.65	925,306.65	925,306.65	925,306.65	0.00	0.00
602 : TOTAL	0.00	0.00	1,211,508.30	1,211,508.30	1,211,508.30	1,211,508.30	1,211,508.30	1,211,508.30	0.00	0.00
603.00.00.01	0.00	0.00	0.01	0.01	0.01	0.01	0.01	0.01	0.00	0.00
603.00.00 : TOTAL	0.00	0.00	0.01	0.01	0.01	0.01	0.01	0.01	0.00	0.00
603.00 : TOTAL	0.00	0.00	0.01	0.01	0.01	0.01	0.01	0.01	0.00	0.00
603 : TOTAL	0.00	0.00	0.01	0.01	0.01	0.01	0.01	0.01	0.00	0.00
610.00.00	0.00	0.00	212,471.28	212,471.28	212,471.28	212,471.28	212,471.28	212,471.28	0.00	0.00
610.00 : TOTAL	0.00	0.00	212,471.28	212,471.28	212,471.28	212,471.28	212,471.28	212,471.28	0.00	0.00
610 : TOTAL	0.00	0.00	212,471.28	212,471.28	212,471.28	212,471.28	212,471.28	212,471.28	0.00	0.00
611.00.00	0.00	0.00	15,376.47	15,376.47	15,376.47	15,376.47	15,376.47	15,376.47	0.00	0.00
611.00 : TOTAL	0.00	0.00	15,376.47	15,376.47	15,376.47	15,376.47	15,376.47	15,376.47	0.00	0.00
611 : TOTAL	0.00	0.00	15,376.47	15,376.47	15,376.47	15,376.47	15,376.47	15,376.47	0.00	0.00
613.00.00	0.00	0.00	614.71	614.71	614.71	614.71	614.71	614.71	0.00	0.00
613.00 : TOTAL	0.00	0.00	614.71	614.71	614.71	614.71	614.71	614.71	0.00	0.00
613 : TOTAL	0.00	0.00	614.71	614.71	614.71	614.71	614.71	614.71	0.00	0.00
614.00.00	0.00	0.00	1,290.00	1,290.00	1,290.00	1,290.00	1,290.00	1,290.00	0.00	0.00
614.00 : TOTAL	0.00	0.00	1,290.00	1,290.00	1,290.00	1,290.00	1,290.00	1,290.00	0.00	0.00
614 : TOTAL	0.00	0.00	1,290.00	1,290.00	1,290.00	1,290.00	1,290.00	1,290.00	0.00	0.00
623.00.00	0.00	0.00	2,509.00	2,509.00	2,509.00	2,509.00	2,509.00	2,509.00	0.00	0.00
623.00 : TOTAL	0.00	0.00	2,509.00	2,509.00	2,509.00	2,509.00	2,509.00	2,509.00	0.00	0.00
623 : TOTAL	0.00	0.00	2,509.00	2,509.00	2,509.00	2,509.00	2,509.00	2,509.00	0.00	0.00
624.01.00	0.00	0.00	3,417.50	3,417.50	3,417.50	3,417.50	3,417.50	3,417.50	0.00	0.00
624.01 : TOTAL	0.00	0.00	3,417.50	3,417.50	3,417.50	3,417.50	3,417.50	3,417.50	0.00	0.00
624.02.00	0.00	0.00	1,328.06	1,328.06	1,328.06	1,328.06	1,328.06	1,328.06	0.00	0.00
624.02 : TOTAL	0.00	0.00	1,328.06	1,328.06	1,328.06	1,328.06	1,328.06	1,328.06	0.00	0.00
624 : TOTAL	0.00	0.00	4,745.56	4,745.56	4,745.56	4,745.56	4,745.56	4,745.56	0.00	0.00
626.00.00	0.00	0.00	12,996.78	12,996.78	12,996.78	12,996.78	12,996.78	12,996.78	0.00	0.00
626.00 : TOTAL	0.00	0.00	12,996.78	12,996.78	12,996.78	12,996.78	12,996.78	12,996.78	0.00	0.00
626 : TOTAL	0.00	0.00	12,996.78	12,996.78	12,996.78	12,996.78	12,996.78	12,996.78	0.00	0.00
627.00.00	0.00	0.00	56.26	56.26	56.26	56.26	56.26	56.26	0.00	0.00
627.00 : TOTAL	0.00	0.00	56.26	56.26	56.26	56.26	56.26	56.26	0.00	0.00
627 : TOTAL	0.00	0.00	56.26	56.26	56.26	56.26	56.26	56.26	0.00	0.00


Symbol Cont	SOLD INITIAL		RULAJE CUMULATE AN		CURENTE		RULAJE CUMULATE AN		TOTAL SUME		SOLD FINAL	
	DEBIT	CREDIT	DEBIT	CREDIT	DEBIT	CREDIT	DEBIT	CREDIT	DEBIT	CREDIT	DEBIT	CREDIT
627.00 : TOTAL	0.00	0.00	56.26	56.26	56.26	56.26	56.26	56.26	56.26	56.26	0.00	0.00
628.00 : TOTAL	0.00	0.00	56.26	56.26	56.26	56.26	56.26	56.26	56.26	56.26	0.00	0.00
628.00 : TOTAL	0.00	0.00	534,505.72	534,505.72	534,505.72	534,505.72	534,505.72	534,505.72	534,505.72	534,505.72	0.00	0.00
628.00 : TOTAL	0.00	0.00	534,505.72	534,505.72	534,505.72	534,505.72	534,505.72	534,505.72	534,505.72	534,505.72	0.00	0.00
629.01.00	0.00	0.00	19,038.46	19,038.46	19,038.46	19,038.46	19,038.46	19,038.46	19,038.46	19,038.46	0.00	0.00
629.01 : TOTAL	0.00	0.00	19,038.46	19,038.46	19,038.46	19,038.46	19,038.46	19,038.46	19,038.46	19,038.46	0.00	0.00
629 : TOTAL	0.00	0.00	19,038.46	19,038.46	19,038.46	19,038.46	19,038.46	19,038.46	19,038.46	19,038.46	0.00	0.00
635.01.00.01	0.00	0.00	78,631.00	78,631.00	78,631.00	78,631.00	78,631.00	78,631.00	78,631.00	78,631.00	0.00	0.00
635.01.00.02	0.00	0.00	6,384.00	6,384.00	6,384.00	6,384.00	6,384.00	6,384.00	6,384.00	6,384.00	0.00	0.00
635.01.00.05	0.00	0.00	-8,442.00	-8,442.00	-8,442.00	-8,442.00	-8,442.00	-8,442.00	-8,442.00	-8,442.00	0.00	0.00
635.01.00 : TOTAL	0.00	0.00	76,573.00	76,573.00	76,573.00	76,573.00	76,573.00	76,573.00	76,573.00	76,573.00	0.00	0.00
635.01 : TOTAL	0.00	0.00	76,573.00	76,573.00	76,573.00	76,573.00	76,573.00	76,573.00	76,573.00	76,573.00	0.00	0.00
635 : TOTAL	0.00	0.00	76,573.00	76,573.00	76,573.00	76,573.00	76,573.00	76,573.00	76,573.00	76,573.00	0.00	0.00
641.00.00.01	0.00	0.00	4,231,740.00	4,231,740.00	4,231,740.00	4,231,740.00	4,231,740.00	4,231,740.00	4,231,740.00	4,231,740.00	0.00	0.00
641.00.00.02	0.00	0.00	511,412.00	511,412.00	511,412.00	511,412.00	511,412.00	511,412.00	511,412.00	511,412.00	0.00	0.00
641.00.00.04	0.00	0.00	557,958.00	557,958.00	557,958.00	557,958.00	557,958.00	557,958.00	557,958.00	557,958.00	0.00	0.00
641.00.00.05	0.00	0.00	2,964,216.00	2,964,216.00	2,964,216.00	2,964,216.00	2,964,216.00	2,964,216.00	2,964,216.00	2,964,216.00	0.00	0.00
641.00.00 : TOTAL	0.00	0.00	8,265,326.00	8,265,326.00	8,265,326.00	8,265,326.00	8,265,326.00	8,265,326.00	8,265,326.00	8,265,326.00	0.00	0.00
641.00 : TOTAL	0.00	0.00	8,265,326.00	8,265,326.00	8,265,326.00	8,265,326.00	8,265,326.00	8,265,326.00	8,265,326.00	8,265,326.00	0.00	0.00
641 : TOTAL	0.00	0.00	8,265,326.00	8,265,326.00	8,265,326.00	8,265,326.00	8,265,326.00	8,265,326.00	8,265,326.00	8,265,326.00	0.00	0.00
642.00.00.01	0.00	0.00	35,970.00	35,970.00	35,970.00	35,970.00	35,970.00	35,970.00	35,970.00	35,970.00	0.00	0.00
642.00.00.02	0.00	0.00	5,655.00	5,655.00	5,655.00	5,655.00	5,655.00	5,655.00	5,655.00	5,655.00	0.00	0.00
642.00.00.04	0.00	0.00	3,525.00	3,525.00	3,525.00	3,525.00	3,525.00	3,525.00	3,525.00	3,525.00	0.00	0.00
642.00.00.05	0.00	0.00	29,670.00	29,670.00	29,670.00	29,670.00	29,670.00	29,670.00	29,670.00	29,670.00	0.00	0.00
642.00.00 : TOTAL	0.00	0.00	74,820.00	74,820.00	74,820.00	74,820.00	74,820.00	74,820.00	74,820.00	74,820.00	0.00	0.00
642.00 : TOTAL	0.00	0.00	74,820.00	74,820.00	74,820.00	74,820.00	74,820.00	74,820.00	74,820.00	74,820.00	0.00	0.00
642 : TOTAL	0.00	0.00	74,820.00	74,820.00	74,820.00	74,820.00	74,820.00	74,820.00	74,820.00	74,820.00	0.00	0.00
645.01.00.01	0.00	0.00	165,484.00	165,484.00	165,484.00	165,484.00	165,484.00	165,484.00	165,484.00	165,484.00	0.00	0.00
645.01.00.02	0.00	0.00	19,912.00	19,912.00	19,912.00	19,912.00	19,912.00	19,912.00	19,912.00	19,912.00	0.00	0.00
645.01.00.04	0.00	0.00	21,428.00	21,428.00	21,428.00	21,428.00	21,428.00	21,428.00	21,428.00	21,428.00	0.00	0.00
645.01.00.05	0.00	0.00	30,483.00	30,483.00	30,483.00	30,483.00	30,483.00	30,483.00	30,483.00	30,483.00	0.00	0.00
645.01.00 : TOTAL	0.00	0.00	237,307.00	237,307.00	237,307.00	237,307.00	237,307.00	237,307.00	237,307.00	237,307.00	0.00	0.00
645.01 : TOTAL	0.00	0.00	237,307.00	237,307.00	237,307.00	237,307.00	237,307.00	237,307.00	237,307.00	237,307.00	0.00	0.00
645.07.00.01	0.00	0.00	91,903.00	91,903.00	91,903.00	91,903.00	91,903.00	91,903.00	91,903.00	91,903.00	0.00	0.00
645.07.00.02	0.00	0.00	11,061.00	11,061.00	11,061.00	11,061.00	11,061.00	11,061.00	11,061.00	11,061.00	0.00	0.00
645.07.00.04	0.00	0.00	12,038.00	12,038.00	12,038.00	12,038.00	12,038.00	12,038.00	12,038.00	12,038.00	0.00	0.00
645.07.00.05	0.00	0.00	32,370.00	32,370.00	32,370.00	32,370.00	32,370.00	32,370.00	32,370.00	32,370.00	0.00	0.00
645.07.00 : TOTAL	0.00	0.00	147,372.00	147,372.00	147,372.00	147,372.00	147,372.00	147,372.00	147,372.00	147,372.00	0.00	0.00
645.07 : TOTAL	0.00	0.00	147,372.00	147,372.00	147,372.00	147,372.00	147,372.00	147,372.00	147,372.00	147,372.00	0.00	0.00
645 : TOTAL	0.00	0.00	384,679.00	384,679.00	384,679.00	384,679.00	384,679.00	384,679.00	384,679.00	384,679.00	0.00	0.00
558.01.01	0.00	0.00	10,141.70	10,141.70	10,141.70	10,141.70	10,141.70	10,141.70	10,141.70	10,141.70	0.00	0.00
558.01.09	0.00	0.00	209.16	209.16	209.16	209.16	209.16	209.16	209.16	209.16	0.00	0.00
558.01 : TOTAL	0.00	0.00	10,350.86	10,350.86	10,350.86	10,350.86	10,350.86	10,350.86	10,350.86	10,350.86	0.00	0.00
558 : TOTAL	0.00	0.00	10,350.86	10,350.86	10,350.86	10,350.86	10,350.86	10,350.86	10,350.86	10,350.86	0.00	0.00

Symbol Cont	SOLD INITIAL		RULA		CURENTE		RULAJE CUMULATE AN		TOTAL SUME		SOLD FINAL	
	DEBIT	CREDIT	DEBIT	CREDIT	DEBIT	CREDIT	DEBIT	CREDIT	DEBIT	CREDIT	DEBIT	CREDIT
	679.00.00	0.00	0.00	320,296.00	320,296.00	320,296.00	320,296.00	320,296.00	320,296.00	320,296.00	320,296.00	0.00
679.00 : TOTAL	0.00	0.00	320,296.00	320,296.00	320,296.00	320,296.00	320,296.00	320,296.00	320,296.00	320,296.00	0.00	0.00
681.01.00.1	0.00	0.00	121,569.38	121,569.38	121,569.38	121,569.38	121,569.38	121,569.38	121,569.38	121,569.38	0.00	0.00
681.01.00.2	0.00	0.00	524.52	524.52	524.52	524.52	524.52	524.52	524.52	524.52	0.00	0.00
681.01.00 : TOTAL	0.00	0.00	122,093.90	122,093.90	122,093.90	122,093.90	122,093.90	122,093.90	122,093.90	122,093.90	0.00	0.00
681.01 : TOTAL	0.00	0.00	122,093.90	122,093.90	122,093.90	122,093.90	122,093.90	122,093.90	122,093.90	122,093.90	0.00	0.00
750.00.00	0.00	0.00	405.00	405.00	405.00	405.00	405.00	405.00	405.00	405.00	0.00	0.00
750.00 : TOTAL	0.00	0.00	405.00	405.00	405.00	405.00	405.00	405.00	405.00	405.00	0.00	0.00
750 : TOTAL	0.00	0.00	405.00	405.00	405.00	405.00	405.00	405.00	405.00	405.00	0.00	0.00
751.01.00.1	0.00	0.00	5,587,190.03	5,587,190.03	5,587,190.03	5,587,190.03	5,587,190.03	5,587,190.03	5,587,190.03	5,587,190.03	0.00	0.00
751.01.00.10	0.00	0.00	8,230.00	8,230.00	8,230.00	8,230.00	8,230.00	8,230.00	8,230.00	8,230.00	0.00	0.00
751.01.00.2	0.00	0.00	35,190.16	35,190.16	35,190.16	35,190.16	35,190.16	35,190.16	35,190.16	35,190.16	0.00	0.00
751.01.00.2.01	0.00	0.00	110,542.87	110,542.87	110,542.87	110,542.87	110,542.87	110,542.87	110,542.87	110,542.87	0.00	0.00
751.01.00.2.03	0.00	0.00	4,524.92	4,524.92	4,524.92	4,524.92	4,524.92	4,524.92	4,524.92	4,524.92	0.00	0.00
751.01.00.2 : TOTAL	0.00	0.00	150,257.95	150,257.95	150,257.95	150,257.95	150,257.95	150,257.95	150,257.95	150,257.95	0.00	0.00
751.01.00.6	0.00	0.00	557,564.46	557,564.46	557,564.46	557,564.46	557,564.46	557,564.46	557,564.46	557,564.46	0.00	0.00
751.01.00.7	0.00	0.00	592,381.79	592,381.79	592,381.79	592,381.79	592,381.79	592,381.79	592,381.79	592,381.79	0.00	0.00
751.01.00.8	0.00	0.00	2,504,806.00	2,504,806.00	2,504,806.00	2,504,806.00	2,504,806.00	2,504,806.00	2,504,806.00	2,504,806.00	0.00	0.00
751.01.00.9	0.00	0.00	77,430.26	77,430.26	77,430.26	77,430.26	77,430.26	77,430.26	77,430.26	77,430.26	0.00	0.00
751.01.00 : TOTAL	0.00	0.00	9,477,860.49	9,477,860.49	9,477,860.49	9,477,860.49	9,477,860.49	9,477,860.49	9,477,860.49	9,477,860.49	0.00	0.00
751.01 : TOTAL	0.00	0.00	9,477,860.49	9,477,860.49	9,477,860.49	9,477,860.49	9,477,860.49	9,477,860.49	9,477,860.49	9,477,860.49	0.00	0.00
751.05.00.1	0.00	0.00	385.60	385.60	385.60	385.60	385.60	385.60	385.60	385.60	0.00	0.00
751.05.00.10	0.00	0.00	773.90	773.90	773.90	773.90	773.90	773.90	773.90	773.90	0.00	0.00
751.05.00.3	0.00	0.00	1,261.40	1,261.40	1,261.40	1,261.40	1,261.40	1,261.40	1,261.40	1,261.40	0.00	0.00
751.05.00.6	0.00	0.00	12,489.00	12,489.00	12,489.00	12,489.00	12,489.00	12,489.00	12,489.00	12,489.00	0.00	0.00
751.05.00.7	0.00	0.00	9,411.99	9,411.99	9,411.99	9,411.99	9,411.99	9,411.99	9,411.99	9,411.99	0.00	0.00
751.05.00.9	0.00	0.00	493.35	493.35	493.35	493.35	493.35	493.35	493.35	493.35	0.00	0.00
751.05.00 : TOTAL	0.00	0.00	24,815.24	24,815.24	24,815.24	24,815.24	24,815.24	24,815.24	24,815.24	24,815.24	0.00	0.00
751.05 : TOTAL	0.00	0.00	24,815.24	24,815.24	24,815.24	24,815.24	24,815.24	24,815.24	24,815.24	24,815.24	0.00	0.00
770.00.00.001	0.00	0.00	9,502,675.73	9,502,675.73	9,502,675.73	9,502,675.73	9,502,675.73	9,502,675.73	9,502,675.73	9,502,675.73	0.00	0.00
770.00.00.005	0.00	0.00	6,239,723.62	6,239,723.62	6,239,723.62	6,239,723.62	6,239,723.62	6,239,723.62	6,239,723.62	6,239,723.62	0.00	0.00
770.00.00.006	0.00	0.00	3,050,120.68	3,050,120.68	3,050,120.68	3,050,120.68	3,050,120.68	3,050,120.68	3,050,120.68	3,050,120.68	0.00	0.00
770.00.00 : TOTAL	0.00	0.00	22,648.66	22,648.66	22,648.66	22,648.66	22,648.66	22,648.66	22,648.66	22,648.66	0.00	0.00
770.00 : TOTAL	0.00	0.00	22,648.66	22,648.66	22,648.66	22,648.66	22,648.66	22,648.66	22,648.66	22,648.66	0.00	0.00
779.01.01	0.00	0.00	10,141.70	10,141.70	10,141.70	10,141.70	10,141.70	10,141.70	10,141.70	10,141.70	0.00	0.00
779.01 : TOTAL	0.00	0.00	10,141.70	10,141.70	10,141.70	10,141.70	10,141.70	10,141.70	10,141.70	10,141.70	0.00	0.00
779 : TOTAL	0.00	0.00	10,141.70	10,141.70	10,141.70	10,141.70	10,141.70	10,141.70	10,141.70	10,141.70	0.00	0.00
TOTAL GENERAL	55,033,698.17	55,033,698.17	65,719,188.13	65,719,188.13	65,719,188.13	65,719,188.13	65,719,188.13	65,719,188.13	120,752,886.30	120,752,886.30	66,555,365.00	66,555,365.00

MANAGER
DR. MURESAN VASILE



DIRECTOR FINANCIAR CONTABIL
EC. ANCA ELENA MUNTEAN



Balanta cont 40 - FURNIZORI SI CONTURI ASIMILATE

Perioada: 01.01.2018 - 31.03.2018

Explicatii	Cod fiscal	Sold initial	Facturi	Plati	Sold final
Art.10.02.01 TICHETE DE MASA					
401.01.00.068 ACOOR SERVICE	10696741	0.00			
Art.20.01.01 FURNITURI DE BIROU			74,820.00	74,820.00	0.00
401.01.00.055 METRO & CARRY ROMANIA SRL	8119423	0.00			
401.01.00.221 LECOM	11040604	3,755.42		65.83	0.00
401.01.00.322 SELGROS CASH@CARRY	11805367	0.00	4,625.04	6,538.00	1,842.46
401.01.00.448 GOFA INVEST SRL	15770920	0.00	48.89	48.89	0.00
401.01.00.796 ECHO PLUS SRL	18957613	0.00	1,417.04	568.82	848.22
Art.20.01.01 FURNITURI DE BIROU			14,942.47	9,018.18	5,924.29
Art.20.01.02 MATERIALE PENTRU CURATENIE		3,755.42	21,099.27	16,239.72	8,614.97
401.01.00.053 EXIMAL IMPEX SRL	6702713	0.00			
401.01.00.055 METRO & CARRY ROMANIA SRL	8119423	0.00	3,169.43	1,314.36	1,855.07
401.01.00.1028 ALVIS COMSERV SRL	RO9434259	0.00	685.04	162.74	522.30
401.01.00.130 IOANA TRANS IMPORT-EXPORT S.R.L.	2899257	4,292.81	3,103.50	995.50	2,108.00
401.01.00.244 ILMANO	4247888	0.00	5,895.98	9,772.29	416.50
401.01.00.322 SELGROS CASH@CARRY	11805367	0.00	22,122.10	12,881.75	9,240.35
401.01.00.333 DENNVER COMIMPEX	6099702	0.00	285.24	285.24	0.00
401.01.00.553 VALDOMEDICA TRADING	RO 23100700	0.00	1,179.91	1,126.02	53.89
401.01.00.742 AUSTRSAL TRADE	3738836	0.00	321.30	0.00	321.30
401.01.00.989 AMBIENT	3099430	0.00	4,570.26	2,874.33	1,695.93
Art.20.01.02 MATERIALE PENTRU CURATENIE			159.60	0.00	159.60
Art.20.01.03 ÎNCALZIT, ILUMINAT SI FORTA MOTRICA		4,292.81	41,492.36	29,412.23	16,372.94
401.01.00.137 E ON GAZ ROMANIA	22124891	0.00			
Art.20.01.04 APA, CANAL SI SALUBRITATE			189,252.83	189,252.83	0.00
401.01.00.122 COMPANIA DE APA SOMES		0.00			
401.01.00.254 STRICT PREST SRL	201217	0.00	15,259.91	15,259.91	0.00
401.01.00.687 ROSAL GRUP SRL	4924543	325.82	977.46	1,303.28	0.00
Art.20.01.04 APA, CANAL SI SALUBRITATE			6,981.08	6,981.08	0.00
Art.20.01.05 CARBURANTI LUBRIFIANTI		325.82	23,218.45	23,544.27	0.00
401.01.00.115 OMV PETROM MARKETING SRL	11201891	820.28			
Art.20.01.06 PIESE DE SCHIMB			2,449.17	1,800.76	1,468.69
401.01.00.098 TEHNO ELECTRO MEDICAL COMPANY	217930	1,487.50	809.20		809.20
401.01.00.191 TEHNOPLUS MEDICAL S.R.L	4261939	0.00	1,190.00	1,190.00	0.00

Explicatii	Id fiscal	Sold initial	Factu	Plati	Sold final
401.01.00.250 DG DIAGNOSTIC S.R.L	14600277	0.00	297.50	0.00	297.50
401.01.00.448 GOFA INVEST SRL	15770920	0.00	504.68	0.00	504.68
401.01.00.608 SOF MEDICA SRL	6719715	0.00	2,975.00	2,975.00	0.00
401.01.00.988 PRION POCT	25426886	8,925.00	53,550.00	44,625.00	17,850.00
Art.20.01.06 PIESE DE SCHIMB		10,412.50	59,326.38	50,277.50	19,461.38
Art.20.01.07 TRANSPORT					
401.01.00.1026 DASCAL VASILE PFA	36112854	1,040.00	3,120.00	0.00	4,160.00
401.01.00.370 CASA		0.00	863.06	863.06	0.00
401.01.00.505 SADACHIT PRODCOM SRL	5360833	0.00	297.50	297.50	0.00
401.01.00.881 COMPANIA DE TRANSPORT PUBLIC	201195	0.00	465.00	465.00	0.00
Art.20.01.07 TRANSPORT		1,040.00	4,745.56	1,625.56	4,160.00
Art.20.01.08 POSTA, TELECOMUNICATII, RADIO, TV, INTERNET					
401.01.00.110 PBX TELECOM	16469985	0.00	1,320.00	1,320.00	0.00
401.01.00.126 TELEKOM ROMANIA COMMUNICATION SA	427320	0.00	7,939.49	7,939.49	0.00
401.01.00.140 ORANGE	9010105	0.00	2,967.49	2,967.49	0.00
401.01.00.155 DIRECTIA DE POSTA	30565694	0.00	1,026.70	1,026.70	0.00
401.01.00.370 CASA		0.00	65.70	65.70	0.00
Art.20.01.08 POSTA, TELECOMUNICATII, RADIO, TV, INTERNET		0.00	13,319.38	13,319.38	0.00
Art.20.01.09 MATERIALE SI PRESTARI DE SERVICII CU CARACTER					
FUNC					
401.01.00.1075 CENTRUL MEDICAL UNIREA SRL	5919324	0.00	1,877.00	1,877.00	0.00
401.01.00.1086 SIMU M TUDOR DAN	37724649	0.00	23,400.00	23,400.00	0.00
401.01.00.1090 IELCIU BIANCA MIHAELA	37681823	0.00	10,200.00	10,200.00	0.00
401.01.00.121 SPITALUL CLINIC JUDETEAN CLUJ	4288080	0.00	216,233.00	185,640.00	30,593.00
401.01.00.135 CENTRUL REGIONAL DE FORMARE CONTINUA	7933953	0.00	505.00	505.00	0.00
401.01.00.145 SPITALUL CLINIC DE INFECTIOASE CLUJ	4485715	0.00	7,020.00	5,230.00	1,790.00
401.01.00.147 INSTITUTUL INIMII	4617719	0.00	242.00	0.00	242.00
401.01.00.148 INSTITUTUL ONCOLOGIC	4547125	0.00	1,339.00	1,339.00	0.00
401.01.00.150 SPITALUL CLINIC DE RECUPERARE	4288063	0.00	725.00	725.00	0.00
401.01.00.245 SERVICIUL DE AMBULANTA CLUJ	7489169	0.00	3,640.61	1,523.25	2,117.36
401.01.00.420 PEDIPAT SRL	14266062	0.00	85,520.00	47,760.00	37,760.00
401.01.00.423 HIPERDIA S.A.	9205492	0.00	415.00	130.00	285.00
401.01.00.702 INST REGIONAL DE GASTROENTEROLOGIE OCT FODOR	RO4354523	0.00	651.03	340.00	311.03
401.01.00.804 PROMPT URG SRL	16491486	0.00	15,105.83	8,990.16	6,115.67
401.01.00.808 INSTITUTUL DE UROLOGIE SI TRANSPLANT RENAL	12653879	0.00	790.00	110.00	680.00
401.01.00.880 SPITALUL CLINIC MUNICIPAL	4547117	0.00	200.00	200.00	0.00
Art.20.01.09 MATERIALE SI PRESTARI DE SERVICII CU CARACTER		0.00	367,863.47	287,969.41	79,894.06
FUNC					

Explicatii	Id fiscal	Sold initial	Factur	Plati	Sold final
Art.20.01.09.1 INTRETINERE, REPARARE MIJLOACE TRANSPORT					
401.01.00.333 DENNVER COMIMPEX	6099702	0.00	33.01	33.01	0.00
Art.20.01.09.2 PROCURARE,TIPARIRE IMPRIMATE MEDICALE					
401.01.00.221 LECOM	11040604	0.00			
401.01.00.265 CASA DE ASIGURARI DE SANATATE A JUDETULUI CLUJ	11324762	0.00	9,090.41	3,635.45	5,454.96
			894.90	894.90	0.00
Art.20.01.09.2 PROCURARE,TIPARIRE IMPRIMATE MEDICALE					
Art.20.01.09.3 MATERIALE PT. DEZINSECTIE, DERATIZARE					
401.01.00.333 DENNVER COMIMPEX	6099702	0.00	9,985.31	4,530.35	5,454.96
401.01.00.927 SYNTERGY CONSULT SRL	14446373	0.00	25.99	0.00	25.99
Art.20.01.09.3 MATERIALE PT. DEZINSECTIE, DERATIZARE					
Art.20.01.09.6 CHELT. PRESTARI SERVICII(ASCUTIT BISTURIE, ETC)					
401.01.00.779 MEDCLAS	17149792	0.00	238.00	309.40	0.00
			335.39	309.40	25.99
Art.20.01.30 ALTE BUNURI SI SERVICII PENTRU ÎNȚRETINERE SI FUNC					
401.01.00.053 EXIMAL IMPEX SRL	6702713	0.00			
401.01.00.055 METRO & CARRY ROMANIA SRL	8119423	0.00	88.56	38.08	50.48
401.01.00.068 ACOOR SERVICE	10696741	0.00	167.55	0.00	167.55
401.01.00.1000 CENTRUL DE CALCUL	2163993	0.00	1,068.43	1,068.43	0.00
401.01.00.1009 ULTRASONIC SRL	16434774	0.00	357.00	357.00	0.00
401.01.00.1028 ALVIS COMSERV SRL	RO9434259	0.00	253.29	253.29	0.00
401.01.00.1035 CIORCA ADRIANA PFA	28292649	3,336.99	473.14	473.14	0.00
401.01.00.1052 DDD INSECTO SRL	34426060	2,380.00	0.00	3,336.99	0.00
401.01.00.1059 JOHANES QUAITAT SRL	18456663	0.00	0.00	2,380.00	0.00
401.01.00.1079 ROPECO BUCURESTI SRL	RO4912700	0.00	3,830.86	3,830.86	0.00
401.01.00.1092 ZETMAN KRAFT	RO33028695	0.00	73.90	0.00	73.90
401.01.00.110 PBX TELECOM	16469985	0.00	606.90	606.90	0.00
401.01.00.1124 BLOR RETAIL SA	15704730	0.00	950.00	950.00	0.00
401.01.00.122 COMPANIA DE APA SOMES	201217	0.00	22.00	22.00	0.00
401.01.00.128 CENTRUL TERITORIAL DE CALCUL ELECTRONIC	2040729	110.25	256.46	256.46	0.00
401.01.00.171 SECUREX	15414442	0.00	332.00	220.60	221.65
401.01.00.181 CLAUROM PREST SERVICE S.R.L	6975179	0.00	1,225.51	1,225.51	0.00
401.01.00.191 TEHNOPLUS MEDICAL S.R.L	4261939	0.00	585.00	0.00	585.00
401.01.00.207 NEWMEDICS COM SRL	16020624	0.00	7,794.50	7,794.50	0.00
401.01.00.208 GREENBERG & COHEN CONSULT S.R.L.	13899171	0.00	775.00	775.00	0.00
401.01.00.221 LECOM	11040604	0.00	11,900.00	8,925.00	2,975.00
401.01.00.239 ANCONA IMPORT EXPORT	234737	0.00	595.00	0.00	595.00
401.01.00.244 ILMANO	4247888	0.00	5,236.00	5,236.00	0.00
401.01.00.250 DG DIAGNOSTIC S.R.L	14600277	0.00	2,153.90	357.00	1,796.90
			1,044.24	696.16	348.08

Explicatii	d fiscal	Sold initial	Factur	Plati	Sold final
401.01.00.263 MEDIA IMAGINATION SRL	16031437	0.00	464.11	368.91	95.20
401.01.00.306 PHILADELPHIA IMPORT EXPORT SRL	2892623	0.00	1,036.00	1,036.00	0.00
401.01.00.323 DOZIMED SRL	12076622	0.00	856.80	642.60	214.20
401.01.00.325 INFO WORLD SRL	13373052	0.00	49,944.30	33,296.20	16,648.10
401.01.00.328 WOODEN TECHNIC PRODIMPEX SRL	6064151	0.00	1,295.24	1,295.24	0.00
401.01.00.333 DENNVER COMIMPEX	6099702	1,390.96	1,602.69	2,826.60	167.05
401.01.00.370 CASA		0.00	347.63	347.63	0.00
401.01.00.383 PFA TAGOREAN SEVER	19678714	0.00	8,010.00	4,920.00	3,090.00
401.01.00.426 BIEM COMPACT PRESTCOM	8508129	0.00	4,609.46	4,609.46	0.00
401.01.00.448 GOFA INVEST SRL	15770920	297.50	5,798.53	3,593.68	2,502.35
401.01.00.471 EUOMED SRL	RO15652630	0.00	15,862.70	15,862.70	0.00
401.01.00.505 SADACHIT PRODCOM SRL	5360833	0.00	585.48	585.48	0.00
401.01.00.562 DIRECTIA SANITAR VETERINARA SI PENTRU SIGURANTA AL	29863301	0.00	239.19	239.19	0.00
401.01.00.633 URS CERTIFICARI SRL	22685444	0.00	6,307.00	6,307.00	0.00
401.01.00.644 DRAGER MEDICAL ROMANIA	2836925	0.00	3,257.53	1,382.39	1,875.14
401.01.00.671 MARANTEC SRL	18164090	0.00	1,027.04	0.00	1,027.04
401.01.00.692 TOTALMED SRL	24577279	0.00	606.90	535.50	71.40
401.01.00.701 MEDICODE SRL	26648686	0.00	3,570.00	1,190.00	2,380.00
401.01.00.749 CORAL IMPEX SRL	4986244	418.23	0.00	418.23	0.00
401.01.00.756 TEHNIC GAZ SRL	RO11994258	0.00	702.10	0.00	702.10
401.01.00.758 LINDE GAZ	8721959	153.27	4,035.23	3,564.40	624.10
401.01.00.775 INDECO SOFT SRL	12960504	0.00	595.00	595.00	0.00
401.01.00.788 MEDFARM TRADING SRL	5803531	0.00	21.42	0.00	21.42
401.01.00.800 PFA PASCU LIVIU	21525046	0.00	5,100.00	5,100.00	0.00
401.01.00.817 DR.K.MEDICAL LEGIST	25003460	0.00	3,570.00	0.00	3,570.00
401.01.00.826 ASCENSORUL SA	397270	0.00	399.84	199.92	199.92
401.01.00.895 RADX CONSULT SRL	24236379	0.00	3,240.00	3,240.00	0.00
401.01.00.911 ASCENSO SRL	207139	0.00	1,356.60	904.40	452.20
401.01.00.944 ACVAROM INTERNATIONAL	28911176	0.00	595.00	595.00	0.00
401.01.00.952 STERICYCLE ROMANIA SRL	15071999	0.00	17,816.69	11,156.97	6,659.72
401.01.00.972 LORSO SERVICES	8293771	1,963.50	1,963.50	1,963.50	1,963.50
Art.20.01.30 ALTE BUNURI SI SERVICII PENTRU ÎNTRETINERE SI FUNC		10,050.70	184,605.22	145,578.92	49,077.00
Art.20.02 REPARATII CURENTE					
401.01.00.057 POLIKER IMPEX S.R.L	6541641	0.00	23.50	23.50	0.00
401.01.00.1120 VALEM IMPORT EXPORT SRL	6021738	0.00	33.99	33.99	0.00
401.01.00.1122 MALESI SRL	24227907	0.00	485.10	485.10	0.00
401.01.00.319 INTER INSTALATII SERVICE	15520176	0.00	3,522.40	3,522.40	0.00

Explicatii	Id fiscal	Sold initial	Factu.	Plati	Sold final
401.01.00.328 WOODEN TECHNIC PRODIMPX SRL	6064151	0.00	29.74	29.74	0.00
401.01.00.333 DENNVER COMIMPX	6099702	985.30	10,948.43	9,368.82	2,564.91
401.01.00.460 CARBOCHIM	RO 201535	0.00	159.00	159.00	0.00
401.01.00.696 DEDEMAN SRL	2816464	0.00	1,437.51	1,055.53	381.98
401.01.00.813 WINTEC	12494307	0.00	57.33	57.33	0.00
Art.20.02 REPARATII CURENTE		985.30	16,697.00	14,735.41	2,946.89
Art.20.03.01 HRANA PENTRU OAMENI					
401.01.00.002 DANIANA	14493308				
401.01.00.040 PETEAN STEFAN	1540314120759	1,231.39	14,050.65	10,121.67	5,160.37
401.01.00.051 CINA CARMANGERIE	2878920	0.00	3,170.00	2,030.00	1,140.00
401.01.00.053 EXIMAL IMPX SRL	6702713	5,697.40	20,884.19	19,442.51	7,139.08
401.01.00.055 METRO &CARRY ROMANIA SRL	8119423	0.00	4,020.20	1,375.10	2,645.10
401.01.00.1030 ELIT SRL	14444712	3,703.55	12,352.83	10,935.96	5,120.42
401.01.00.322 SELGROS CASH@CARRY	11805367	1,279.12	16,268.52	10,868.80	6,678.84
401.01.00.753 BONAS IMPORT EXPORT	228824	0.00	13,208.21	8,219.24	4,988.97
401.01.00.959 AGRIROM SRL	9140172	436.62	18,020.61	12,231.66	6,225.57
Art.20.03.01 HRANA PENTRU OAMENI		0.00	3,024.71	1,607.71	1,417.00
Art.20.04.01 MEDICAMENTE		12,348.08	104,999.92	76,832.65	40,515.35
401.01.00.013 MEDIPLUS EXIM S.A.	9311280				
401.01.00.014 EUROPHARM HOLDING S.A	6567900	0.00	16,443.89	9,906.07	6,537.82
401.01.00.019 FILDAS TRADING S.R.L	4851409	0.00	21,048.82	14,940.33	6,108.49
401.01.00.020 FRESENIUS KABI	3391027	0.00	22,448.11	12,238.09	10,210.02
401.01.00.025 FELSIN FARM S.R.L	3024756	0.00	10,292.53	4,342.21	5,950.32
401.01.00.027 B BRAUN MEDICAL S.R.L	11080242	0.00	5,209.88	2,828.55	2,381.33
401.01.00.028 PHARMA S.A IASI	13591928	627.84	17,721.44	9,670.70	8,678.58
401.01.00.047 ROMASTRU TRADING S.R.L.	6769462	0.00	6,578.59	3,673.74	2,904.85
401.01.00.095 MICROCOMPUTER SERVICE	2320656	0.00	8,678.23	8,632.80	45.43
401.01.00.1005 FARMACEUTICA REMEDIA DISTRIBUTION&LOGISTICS	3572074	0.00	26,487.00	17,658.00	8,829.00
401.01.00.1076 YORK FARM SRL		270.39	4,635.54	3,245.00	1,660.93
401.01.00.1077 PHARM AHEAD SRL	14958861	0.00	1,041.83	712.21	329.62
401.01.00.1080 IMECO SA PUNCT DE LUCRU SATU MARE	29852817	0.00	1,178.29	1,178.29	0.00
401.01.00.1116 DUCFARM	RO35	0.00	174.40	174.40	0.00
401.01.00.163 NORD PHARMA SRL	13607501	1,378.00	4,134.00	5,512.00	0.00
401.01.00.170 FARMEXPERT DCI BUCURESTI	14477809	0.00	189.38	189.38	0.00
401.01.00.186 ARKAS PRODEXIM S.R.L.	24481335	420.74	79,568.02	43,548.88	36,439.88
401.01.00.229 FARMEXIM	14953341	0.00	818.72	406.98	411.74
401.01.00.316 FIDELIO FARM SRL	335278	1,951.97	22,882.36	15,012.36	9,821.97
401.01.00.367 NORDIC CHEMICALS SRL	15399342	0.00	3,237.30	1,618.65	1,618.65
	31878614	0.00	160.65	0.00	160.65

Explicatii	d fiscal	Sold initial	Facturi	Plati	Sold final
401.01.00.445 TODY LABORATORIES INT SRL	4134935	0.00	3,669.75	2,313.81	1,355.94
401.01.00.539 HYPERICUM SRL	12764176	0.00	4,757.67	1,289.12	3,468.55
401.01.00.543 TIS FARMACEUTIC S.A.	6638122	0.00	476.00	238.00	238.00
401.01.00.547 MEDIMPACT	RO 13720895	0.00	421.26	0.00	421.26
401.01.00.549 M-G EXIM ROMITALIA	10363240	0.00	2,581.12	1,935.84	645.28
401.01.00.632 PHARMAFARM S A	200106	3,112.88	8,215.35	7,440.41	3,887.82
401.01.00.641 INFOMED FLUIDS SRL	16674718	0.00	14,255.02	9,352.20	4,902.82
401.01.00.758 LINDE GAZ	8721959	0.00	8,376.65	4,981.30	3,395.35
Art.20.04.01 MEDICAMENTE					
Art.20.04.02 MATERIALE SANITARE		7,761.82	295,681.80	183,039.32	120,404.30
401.01.00.006 PAUL HARTMANN S.R.L.	3102390	0.00			
401.01.00.020 FRESENIUS KABI	3391027	0.00	2,388.93	1,246.53	1,142.40
401.01.00.098 TEHNO ELECTRO MEDICAL COMPANY	217930	0.00	357.00	357.00	0.00
401.01.00.1046 TORUS PHARMA COMPANY SRL	31885689	0.00	12,810.51	12,153.77	656.74
401.01.00.1084 M A CRISTINA SRL	4255520	696.15	0.00	696.15	0.00
401.01.00.1088 MEDIO INNOVATIVE TECHNOLOGIES SRL	26308935	0.00	1,992.34	1,354.17	638.17
401.01.00.1096 SORIMED DENTAL	29444257	0.00	2,700.11	2,700.11	0.00
401.01.00.191 TEHNOPLUS MEDICAL S.R.L	4261939	0.00	49.98	0.00	49.98
401.01.00.213 RAFI INTERNATIONAL	9245101	0.00	2,856.00	2,856.00	0.00
401.01.00.229 FARMEXIM	335278	0.00	5,483.52	2,227.68	3,255.84
401.01.00.262 TRIDENT MEDICAL COMPANY SRL	9384088	0.00	975.80	476.00	499.80
401.01.00.264 TEHNOMED APARATURA ELECTRONICA SI MEDICALA SRL	207376	0.00	1,699.32	0.00	1,699.32
401.01.00.271 AVENA MEDICA SRL	24684380	0.00	2,848.52	690.01	2,158.51
401.01.00.278 VODIMEDICOR SRL	4133530	0.00	107.10	107.10	0.00
401.01.00.317 CRIO-2 SRL	4414293	0.00	5,414.50	5,414.50	0.00
401.01.00.393 NOVAFIT 2000 SRL	RO15178082	0.00	8,722.70	7,116.20	1,606.50
401.01.00.509 EPRUBETA FARM SRL	11171693	0.00	4,358.01	2,756.40	1,601.61
401.01.00.549 M-G EXIM ROMITALIA	10363240	0.00	107.10	107.10	0.00
401.01.00.553 VALDOMEDICA TRADING	RO 23100700	0.00	787.78	0.00	787.78
401.01.00.615 STERISYSTEMS	RO18077589	0.00	6,152.30	737.80	5,414.50
401.01.00.758 LINDE GAZ	8721959	0.00	119.00	0.00	119.00
401.01.00.778 LUAN VISION	23801784	0.00	3,427.20	2,213.40	1,213.80
401.01.00.779 MEDCLAS	17149792	0.00	4,855.20	4,855.20	0.00
401.01.00.791 MERCATOR MEDICAL SRL	18547761	0.00	1,213.80	714.00	499.80
401.01.00.837 ALPHA NED 2000 EXIM	13393416	3,213.00	12,088.02	11,343.08	3,957.94
401.01.00.847 MEDIPROD TEHNOLOGY	238944602	0.00	1,999.08	794.92	1,204.16
401.01.00.866 NOVITRADE SRL	RO15011423	0.00	4,998.00	2,499.00	2,499.00
401.01.00.874 COMPLET TRADING SRL	18784164	3,412.81	13,815.42	12,078.27	5,149.96
		0.00	5,991.65	5,384.75	606.90

Explicatii	cod fiscal	Sold initial	Factur	Plati	Sold final
401.01.00.893 VERAMITECH SRL	26756674	4,105.50	4,165.00	8,270.50	0.00
401.01.00.912 PANSIPROD DISTRIBUTIE	32011857	0.00	999.60	999.60	0.00
401.01.00.933 NEOTECH	14486378	0.00	1,428.00	1,428.00	0.00
401.01.00.964 SPD STAR SRL	15965131	0.00	4,833.78	2,113.44	2,720.34
401.01.00.985 MEDICAL GRUP	RO17845905	0.00	4,530.33	4,530.33	0.00
Art.20.04.02 MATERIALE SANITARE		11,427.46	124,275.60	98,221.01	37,482.05
Art.20.04.03 REACTIVI					
401.01.00.058 MEDICLIM S.R.L.	6300279	523.60	517.65	388.26	652.99
401.01.00.059 PARTINERS MEDICAL SOLUTION S.R.L.	12036920	0.00	3,641.40	0.00	3,641.40
401.01.00.060 AMS 2000 TRADING IMPEX S.R.L.	9603757	0.00	785.40	654.50	130.90
401.01.00.094 TUNIC PROD S.R.L.	3573061	0.00	101.15	101.15	0.00
401.01.00.1003 A&A PRO DIAGNOSTIC SRL	23068692	142.80	0.00	142.80	0.00
401.01.00.1058 KARISSMED TRADE SRL	32813052	197.54	1,082.90	1,280.44	0.00
401.01.00.1087 MEDICAMED MARKET SRL	25612609	142.80	1,428.00	0.00	1,570.80
401.01.00.1095 BIOMAXIMA CLINICAL SRL	28399247	0.00	357.00	178.50	178.50
401.01.00.1107 MIKROBIOLOGIE LABOR- TECHNIC DISTRUBUTIE SRL	35611503	0.00	414.85	296.32	118.53
401.01.00.1113 BRAX TRADING SRL		0.00	43,619.45	0.00	43,619.45
401.01.00.1117 ROCO SISTEM	15889930	216.58	0.00	216.58	0.00
401.01.00.1125 MOBIL DACAMI IMPEX SRL	6858543	0.00	79.73	0.00	79.73
401.01.00.236 INST NATIONAL DE CERCETARE CANTACUZINO	34965529	9,460.50	9,377.20	1,715.96	17,121.74
401.01.00.246 SANIMED INTERNATIONAL IMPEX SRL	15995515	0.00	91,580.02	566.92	91,023.10
401.01.00.250 DG DIAGNOSTIC S.R.L	14600277	0.00	14,154.81	8,126.42	6,028.39
401.01.00.271 AVENA MEDICA SRL	24684380	0.00	133.28	133.28	0.00
401.01.00.272 HAEMOLAB IMPEX SRL	14166519	0.00	2,413.32	1,467.27	946.05
401.01.00.445 TODY LABORATORIES INT SRL	4134935	0.00	522.40	475.99	46.41
401.01.00.669 TOP DIAGNOSTICS	10572840	0.00	52,356.20	0.00	52,356.20
401.01.00.679 INTERNATIONAL LABORATORY SRL	26403546	0.00	202.31	0.00	202.31
401.01.00.762 DIALAB SOLUTIONS SRL	23818271	0.00	2,677.50	1,785.00	892.50
401.01.00.944 ACVAROM INTERNATIONAL	28911176	0.00	35,700.00	21,420.00	14,280.00
401.01.00.971 ZAZYRO GROUP SRL	15315929	0.00	914.30	647.74	266.56
Art.20.04.03 REACTIVI		10,683.82	262,058.87	39,587.13	233,155.56
Art.20.04.04 DEZINFECTANTI					
401.01.00.027 B BRAUN MEDICAL S.R.L	11080242	428.40	856.80	1,285.20	0.00
401.01.00.1128 FEFROM IMPORT EXPORT	6810200	0.00	1,428.00	0.00	1,428.00
401.01.00.131 BIOSTEC CLINILAB S.R.L.	11324711	0.00	11,662.00	5,712.00	5,950.00
401.01.00.794 BUNZL DISTRIBUTIE SRL	8808509	0.00	1,157.87	0.00	1,157.87
401.01.00.898 TITICOM	8635025	0.00	3,427.20	1,428.00	1,999.20
401.01.00.977 MEDIXFARM TEHNOPLUS SRL	33629482	0.00	12,406.64	9,645.84	2,760.80

Explicatii	Id fiscal	Sold initial	Factur'	Plati	Sold final
Art.20.04.04 DEZINFECTANTI		428.40	30,938.51	18,071.04	13,295.87
Art.20.05.03 LENJERIE SI ACCESORII DE PAT					
401.01.00.692 TOTALMED SRL	24577279	0.00	3,070.20	3,070.20	0.00
Art.20.05.30 ALTE OBIECTE DE INVENTAR					
401.01.00.055 METRO & CARRY ROMANIA SRL	8119423	0.00	1,486.21	765.00	721.21
401.01.00.1024 CAFF DIGITAL	27462818	0.00	20,333.53	19,698.07	635.46
401.01.00.1032 MOBILA CASA AUGUSTIN SRL	15810919	0.00	1,099.95	1,099.95	0.00
401.01.00.1051 DEY PRODCOM IMPEX	RO6520789	0.00	34,224.40	34,224.40	0.00
401.01.00.1079 ROPECO BUCURESTI SRL	RO4912700	0.00	1,071.00	0.00	1,071.00
401.01.00.110 PBX TELECOM	16469985	0.00	395.00	395.00	0.00
401.01.00.1121 PROD IELMOB SRL	RO18167975	0.00	7,461.30	7,461.30	0.00
401.01.00.162 SAFIRUL	251878	0.00	1,808.80	1,808.80	0.00
401.01.00.322 SELGROS CASH@CARRY	11805367	0.00	28.50	28.50	0.00
401.01.00.333 DENNVER COMIMPEX	6099702	0.00	580.00	580.00	0.00
401.01.00.344 TRODAT SRL	3969148	0.00	135.00	135.00	0.00
401.01.00.407 VIRTEANA SERV SRL	7021957	0.00	2,210.00	2,210.00	0.00
401.01.00.448 GOFA INVEST SRL	15770920	3,472.42	9,416.47	12,888.89	0.00
401.01.00.492 ADION PRODIMPEXTRANS		0.00	333.20	333.20	0.00
401.01.00.692 TOTALMED SRL	24577279	0.00	15,446.20	15,309.35	136.85
401.01.00.696 DEDEMAN SRL	2816464	0.00	769.00	769.00	0.00
401.01.00.745 NEW ELLE MEDICAL	27451231	0.00	2,499.00	2,499.00	0.00
401.01.00.896 NUOVO DECOR SRL	15218195	0.00	447.00	447.00	0.00
401.01.00.898 TITICOM	8635025	0.00	1,118.60	833.00	285.60
401.01.00.899 FILARO SRL	2589710	0.00	4,821.88	0.00	4,821.88
Art.20.05.30 ALTE OBIECTE DE INVENTAR		3,472.42	105,685.04	101,485.46	7,672.00
Art.20.06.01 DEPLASARI IN TARA					
401.01.00.1126 TIMELI	15024440	0.00	380.00	380.00	0.00
401.01.00.370 CASA		0.00	30.00	30.00	0.00
401.01.00.781 BRUM INTERPRET PARTNERS	28556228	0.00	880.00	880.00	0.00
Art.20.06.01 DEPLASARI IN TARA		0.00	1,290.00	1,290.00	0.00
Art.20.09 MATERIALE DE LABORATOR					
401.01.00.058 MEDICLIM S.R.L.	6300279	0.00	821.10	547.40	273.70
401.01.00.059 PARTINERS MEDICAL SOLUTION S.R.L.	12036920	437.92	213.01	437.92	213.01
401.01.00.250 DG DIAGNOSTIC S.R.L.	14600277	0.00	385.90	385.90	0.00
401.01.00.509 EPRUBETA FARM SRL	11171693	0.00	357.00	357.00	0.00
401.01.00.930 CANBRIS SRL	8440740	0.00	357.00	0.00	357.00
401.01.00.995 ENGLOBER SRL	17463468	0.00	952.00	0.00	952.00
Art.20.09 MATERIALE DE LABORATOR		437.92	3,086.01	1,728.22	1,795.71
Art.20.11 CARTI, PUBLICATII SI MATERIALE DOCUMENTARE					

Explicatii	Id fiscal	Sold initial	Factu	Plati	Sold final
401.01.00.1072 MONITORUL DE CLUJ	27203732	0.00	100.00	100.00	0.00
401.01.00.1119 DONATH MEDIA SRL	38019116	0.00	820.00	820.00	0.00
401.01.00.350 CASA DE EDITURA NAPOCA	RO204469	0.00	96.00	96.00	0.00
401.01.00.795 RENTROP @STRATON	7782311	0.00	1,155.00	1,155.00	0.00
Art.20.11 CARTI, PUBLICATII SI MATERIALE DOCUMENTARE		0.00	2,171.00	2,171.00	0.00
Art.20.13 PREGATIRE PROFESIONALA		0.00	1,683.50	1,683.50	0.00
401.01.00.1127 EXPERT DIPLOMATIC TOUR	38464202	0.00	650.00	650.00	0.00
401.01.00.690 ORDINUL ASISTENTILOR FILIALA CLUJ	10861032	0.00	260.00	260.00	0.00
401.01.00.781 BRUM INTERPREST PARTNERS	28556228	0.00	773.50	773.50	0.00
Art.20.13 PREGATIRE PROFESIONALA		0.00	1,683.50	1,683.50	0.00
401.01.00.595 AURASIG SRL	24001534	0.00	9,000.00	9,000.00	0.00
Art.20.30.01 RECLAMA SI PUBLICITATE		0.00	9,000.00	9,000.00	0.00
401.01.00.998 OFICIAL PRESS	34336600	0.00	338.00	338.00	0.00
Art.20.30.03 PRIME DE ASIGURARE NON-VIATA		0.00	338.00	338.00	0.00
401.01.00.370 CASA					
Art.20.30.30 ALTE CHELTUIELI CU BUNURI SI SERVICII		0.00	614.71	614.71	0.00
401.01.00.1118 SOC DE DISTRIBUTIE A EN EL TRANSILVANIA	14496789	0.00	113.05	113.05	0.00
NORD					
401.01.00.1123 OFICIUL DE CADASTRU SI PUBLICITATE	9800163	0.00	492.00	492.00	0.00
IMOBILIARA					
401.01.00.126 TELEKOM ROMANIA COMMUNICATION SA	427320	0.00	49.91	49.91	0.00
401.01.00.227 BUGETUL DE STAT	8609468	0.00	200.00	200.00	0.00
401.01.00.265 CASA DE ASIGURARI DE SANATATE A JUDETULUI	11324762	0.00	4,500.00	4,500.00	0.00
CLUJ					
401.01.00.542 PFA PIPER NICOLAE	RO21724618	0.00	3,000.00	3,000.00	0.00
Art.20.30.30 ALTE CHELTUIELI CU BUNURI SI SERVICII		0.00	8,354.96	8,354.96	0.00
Art.71.03 REPARATII CAPITALE AFERENTE ACTIVELOR FIXE					
404.01.00.081 ALEX ROM SRL	RO6343504	7,038.28	0.00	7,038.28	0.00
404.01.00.086 CIORCA ADRIANA -PFA	28292649	556.93	0.00	556.93	0.00
404.01.00.091 LUCA CONSTRUCT SRL	9347357	15,053.45	0.00	15,053.45	0.00
404.01.00.092 IRINI TEHNICON SRL	11786788	198,551.03	0.00	198,551.03	0.00
Art.71.03 REPARATII CAPITALE AFERENTE ACTIVELOR FIXE		221,199.69	0.00	221,199.69	0.00
Total general		299,442.44	1,962,728.92	1,620,373.64	641,797.72

- Lei noi -

ECONOMIST
ANA MARIA MESESAN

DIRECTOR FINANCIAR
EC. ANCA ELENA MUNTEAN



MANAGER
DR. MURESAN VASILE

Valoare angajament legal
în perioada 01.07.2018 - 31.03.2018

Nr total de contracte 134

Valoare angajament legal 1.169.425,84



Raport privind contractele de achizitii publice

Data: 01.01.2018 - 31.03.2018

Valabilitate: 01.01.2018 - 31.12.2021

Expirare: 01.01.2018 - 31.12.2021

- Lei noi -

Nr. crt.	Furnizor	Contract	Data contract	Procedura aplicata	Valoare cu TVA
1.	AGRIROM SRL	101	06.03.2018	Achizitie directa SEAP	1,436.08
2.		101A	06.03.2018	Achizitie directa SEAP	437.33
Total AGRIROM SRL:					1,873.41
3.	ALPHA NED 2000 EXIM SRL	99	06.03.2018	Selectii de oferte	809.20
4.		113	13.03.2018	Achizitii directe	309.40
Total ALPHA NED 2000 EXIM SRL:					1,118.60
5.	ARKAS PRODEXIM S R L	21	11.01.2018	Achizitii directe	406.98
6.		134	20.03.2018	Achizitii directe	411.74
Total ARKAS PRODEXIM S R L:					818.72
7.	AURASIG	534	20.03.2018	Contracte servicii	13,500.00
8.		533	20.03.2018	Contracte servicii	13,500.00
Total AURASIG:					27,000.00
9.	AVENA MEDICA SRL	42	22.01.2018	Achizitii directe	107.10
Total AVENA MEDICA SRL:					
10.	B BRAUN MEDICAL S R L	36	19.01.2018	Licitatii electronice	14,754.24
11.		144	29.03.2018	Licitatii electronice	294.30
Total B BRAUN MEDICAL S R L:					15,048.54
12.	BONAS IMPORT EXPORT SRL	93	01.03.2018	Achizitie directa SEAP	12,524.99
13.		93A	01.03.2018	Achizitie directa SEAP	1,934.32
Total BONAS IMPORT EXPORT SRL:					14,459.31
14.	BRAX TRADING	128	20.03.2018	Licitatie deschisa - contract subsecvent	65,429.18
Total BRAX TRADING:					
15.	CANBRIS PROD SRL	83	22.02.2018	Achizitie directa SEAP	357.00
Total CANBRIS PROD SRL:					
16.	CINA CARMANGERIE SRL	94	01.03.2018	Achizitie directa SEAP	11,330.55
17.		94A	01.03.2018	Achizitie directa SEAP	2,055.59
18.		116	15.03.2018	Achizitie directa SEAP	1,329.80
Total CINA CARMANGERIE SRL:					14,715.94
19.	CLAUROM IMPORT EXPORT SRL	4	04.01.2018	Contracte servicii	2,372.00
Total CLAUROM IMPORT EXPORT SRL:					
20.	COMPLET TRADING SRL	78	22.02.2018	Achizitie directa SEAP	606.90
Total COMPLET TRADING SRL:					
21.	DANIANA	92	01.03.2018	Achizitie directa SEAP	7,049.25
22.		92A	01.03.2018	Achizitie directa SEAP	2,727.83
Total DANIANA:					9,777.08
23.	DG DIAGNOSTIC	43	23.01.2018	Achizitie directa SEAP	3,384.58
24.		62	12.02.2018	Achizitie directa SEAP	4,185.92
25.		104	07.03.2018	Achizitie directa SEAP	5,924.90
Total DG DIAGNOSTIC:					13,495.40
26.	ELIT SRL	95	01.03.2018	Achizitie directa SEAP	12,147.85
Total ELIT SRL:					
27.	ENGLOBER SRL	85	23.02.2018	Achizitie directa SEAP	952.00
Total ENGLOBER SRL:					
28.	EUROPHARM HOLDING S A	19	09.01.2018	Achizitii directe	1,130.65
29.		25	15.01.2018	Achizitii directe	1,098.72
30.		41	22.01.2018	Achizitii directe	250.88
31.		65	14.02.2018	Achizitii directe	250.88
32.		73	21.02.2018	Achizitii directe	106.47
33.		84	23.02.2018	Achizitii directe	313.60

Nr. crt.	Furnizor	Contract	Data contract	Procedura aplicata	Valoare cu TVA
34.		103	07.03.2018	Achizitii directe	313.60
35.		114	13.03.2018	Achizitii directe	366.24
36.		439	28.03.2018	Achizitii directe	1,095.65
Total EUROPHARM HOLDING S A:					4,926.69
37.	FARMEXIM	72	19.02.2018	Achizitii directe	2,289.00
38.		96	02.03.2018	Achizitii directe	7,151.49
Total FARMEXIM:					9,440.49
39.	FARMEPERT DCI BUCURESTI SUCURSALA CLUJ	30	18.01.2018	Achizitii directe	730.30
40.		31	19.01.2018	Licitatii electronice	175,272.00
41.		49	26.01.2018	Licitatii electronice	3,267.38
42.		57	05.02.2018	Achizitii directe	277.95
43.		64	14.02.2018	Achizitii directe	32.70
44.		66	15.02.2018	Achizitii directe	101.37
45.		76	22.02.2018	Achizitii directe	4,577.94
46.		115	13.03.2018	Achizitii directe	735.75
47.		120	19.03.2018	Achizitii directe	735.75
48.		135	20.03.2018	Licitatii electronice	127.53
49.		140	28.03.2018	Achizitii directe	3,139.20
50.		145	29.03.2018	Licitatii electronice	1,329.80
Total FARMEPERT DCI BUCURESTI SUCURSALA					190,327.67
51.	FELSIN FARM S R L	143	29.03.2018	Licitatii electronice	697.60
Total FELSIN FARM S R L:					
52.	FILDAS TRADING SRL	59	07.02.2018	Achizitii directe	209.25
Total FILDAS TRADING SRL:					
53.	FRESENIUS KABI ROMANIA S R L	48	26.01.2018	Licitatii electronice	11,072.22
54.		89	28.02.2018	Achizitii directe	1,395.20
Total FRESENIUS KABI ROMANIA S R L:					12,467.42
55.	HYPERICUM SRL	60	08.02.2018	Achizitii directe	3,867.37
Total HYPERICUM SRL:					
56.	IMECO SA PUNCT DE LUCRU SATU MARE	24	12.01.2018	Licitatii electronice	348.80
Total IMECO SA PUNCT DE LUCRU SATU MARE:					
57.	INFOMED FLUIDS	38	19.01.2018	Licitatii electronice	3,518.52
58.		47	26.01.2018	Licitatii electronice	103,593.60
Total INFOMED FLUIDS:					107,112.12
59.	INSTIT NAT DE CERCETARE CANTACUZINO	126	20.03.2018	Licitatie deschisa - contract subsecvent	9,377.20
Total INSTIT NAT DE CERCETARE CANTACUZINO:					
60.	IOANA AGRO TRANS SRL	97/A	05.03.2018	Achizitie directa SEAP	1,107.90
61.		97	05.03.2018	Achizitie directa SEAP	4,666.11
Total IOANA AGRO TRANS SRL:					5,774.01
62.	M-G EXIM ROMITALIA SRL	14	08.01.2018	Achizitii directe	2,581.12
Total M-G EXIM ROMITALIA SRL:					
63.	MEDICAMED MARKET SRL	127	20.03.2018	Licitatie deschisa - contract subsecvent	1,428.00
Total MEDICAMED MARKET SRL:					
64.	MEDICLIM SRL	81	22.02.2018	Achizitie directa SEAP	273.70
65.		88	26.02.2018	Achizitie directa SEAP	517.65
Total MEDICLIM SRL:					791.35
66.	MEDIMPACT SRL	112	13.03.2018	Achizitii directe	421.26
Total MEDIMPACT SRL:					
67.	MEDIPLUS EXIM S A	32	19.01.2018	Licitatii electronice	111,245.40
68.		35	19.01.2018	Licitatii electronice	31,359.30
69.		37	19.01.2018	Licitatii electronice	7,180.92
70.		44	25.01.2018	Achizitii directe	685.44
71.		69	15.02.2018	Achizitii directe	654.00

Nr. crt.	Furnizor	Contract	Data contract	Procedura aplicata	Valoare cu TVA
72.		146	30.03.2018	Achizitii directe	1,373.40
Total MEDIPLUS EXIM S A:					152,498.46
73.	NORD PHARMA S R L	80	22.02.2018	Achizitii directe	103.55
74.		80	22.02.2018	Achizitii directe	85.69
Total NORD PHARMA S R L:					189.24
75.	NORDIC INVEST CHEMICALS SRL	121	19.03.2018	Achizitii directe	160.38
Total NORDIC INVEST CHEMICALS SRL:					
76.	NOVAINTERMED SRL	129	20.03.2018	Licitatie deschisa - contract subsecvent	20,113.86
77.		130	20.03.2018	Licitatie deschisa - contract subsecvent	15,647.31
Total NOVAINTERMED SRL:					35,761.17
78.	NOVITRADE SRL	102	07.03.2018	Achizitii directe	101.15
Total NOVITRADE SRL:					
79.	PARTNERS MEDICAL SOLUTION	82	22.02.2018	Achizitie directa SEAP	3,641.40
Total PARTNERS MEDICAL SOLUTION:					
80.	PHARMA S A IASI	34	19.01.2018	Licitatii electronice	53,431.80
81.		98	05.03.2018	Licitatii electronice	425.10
82.		137	27.03.2018	Achizitii directe	64.31
Total PHARMA S A IASI:					53,921.21
83.	PHARMAFARM SA	15	08.01.2018	Achizitii directe	393.20
Total PHARMAFARM SA:					
84.	ROMASTRU TRADING SRL	33	19.01.2018	Licitatii electronice	103,593.60
85.		91	01.03.2018	Achizitii directe	45.43
Total ROMASTRU TRADING SRL:					103,639.03
86.	SANIMED INTERNATIONAL IMPEX SRL	87	26.02.2018	Licitatie deschisa - contract subsecvent	55,025.60
87.		100	06.03.2018	Achizitie directa SEAP	1,071.00
88.		109	12.03.2018	Achizitie directa SEAP	202.30
89.		122	20.03.2018	Licitatie deschisa - contract subsecvent	161,840.00
90.		123	20.03.2018	Licitatie deschisa - contract subsecvent	2,356.20
Total SANIMED INTERNATIONAL IMPEX SRL:					220,495.10
91.	SC.ASPECT TRADE SRL	52	29.01.2018	Achizitii directe	5,712.00
Total SC.ASPECT TRADE SRL:					
92.	TODY LABORATORIES INT .SRL	17	09.01.2018	Achizitii directe	4,856.34
93.		55	05.02.2018	Achizitie directa SEAP	2,146.76
94.		105	08.03.2018	Achizitii directe	448.90
Total TODY LABORATORIES INT .SRL:					7,452.00
95.	TOP DIAGNOSTICS SRL	131	20.03.2018	Licitatie deschisa - contract subsecvent	17,316.50
96.		132	20.03.2018	Licitatie deschisa - contract subsecvent	18,447.48
97.		133	20.03.2018	Licitatie deschisa - contract subsecvent	16,592.22
Total TOP DIAGNOSTICS SRL:					52,356.20
98.	TRIDENT MEDICAL COMPANY SRL	110	12.03.2018	Achizitii directe	2,713.20
99.		119	16.03.2018	Achizitii directe	342.72
Total TRIDENT MEDICAL COMPANY SRL:					3,055.92
Total general :					1,169,425.84



ROMÂNIA
JUDEȚUL CLUJ
CONSILIUL JUDEȚEAN

DIRECȚIA GENERALĂ BUGET-FINANȚE, RESURSE UMANE
Nr. 10514/27.03.2018

Dr. P. P. P. P.
SA AC
ISO 9001
CERTIFIED
ICNet
MANAGEMENT SYSTEM
29.03.2018

CĂTRE,

TOATE SUBUNITĂȚILE

„Spitalul Clinic de Pneumofiziologie Leon Daniello Cluj-Napoca”	
INTRARE	NR. 1216
IESIRE	
Ziua	28.03.2018 anul

Prin prezenta, vă comunicăm faptul că termenul de depunere a situațiilor financiare încheiate la data de 31.03.2018 este data de **13.04.2018**.

Situațiile financiare se întocmesc în lei, fără subdiviziuni ale leului și se compun din:

- bilanț - anexa 1
- contul de rezultat patrimonial - anexa 2
- situația fluxurilor de trezorerie - anexele 3 și 4, însoțite de extrasele de cont la 31.03.2018
- conturi de execuție bugetară - anexele 7, 9, 11, 12, 13, 17, 18 (plățile la 31 martie 2018 vor fi verificate obligatoriu cu contul de execuție detaliat pe aliniate de la trezorerie, care va fi atașat în dosar)
- disponibil din mijloace cu destinație specială - anexa 14 b
- plăți restante – anexa 30b
- situația activelor și datoriilor instituțiilor publice din administrația locală - anexa 40b

Vă rugăm să luați măsurile corespunzătoare pentru ca datele din bilanțul lunar la 31.03.2018 să corespundă cu datele din bilanțul trimestrial! Dacă există anumite diferențe, se va anexa o notă explicativă pentru justificarea diferențelor pe fiecare rând.

Situațiile financiare vor fi însoțite de Raportul de analiză pe bază de bilanț la data de 31.03.2018, care cuprinde note explicative precizate în Ordinul Ministrului Finanțelor Publice

nr.616/2006, privind activele fixe, stocurile, creanțele, datoriile, capitalurile, execuția bugetelor de venituri și cheltuieli, precum și alte note considerate necesare.


Formularele ce compun situațiile financiare sunt afișate pe site-ul Ministerului Finanțelor Publice: [www.mfinante.ro/legislatie/reglementari contabile](http://www.mfinante.ro/legislatie/reglementari_contabile).

Nerespectarea termenelor stabilite conform legii, constituie contravenție, conform prevederilor art.41, pct.2, lit.f din Legea nr.82/1991, republicată și se sancționează cu amendă de la 1000 la 3000 lei.

PREȘEDINTE

ALIN TIȘE

A . *hr*



DIRECTOR GENERAL
Cristina Șchiop

CS

ȘEF SERVICIU FINANCIAR CONTABIL
Lăcrimioara Huldușan

LH

Intocmit
Negrea Aurelia

NA

NOTA EXPLICATIVA
Privind cresterile Semnificative ale sumelor raportate in
Bilantul incheiat la 31.03.2018

Analiza soldurilor din „ Bilant”

Randul 22 – Creante comerciale si avansuri – la 31.03.2018 prezinta un sold final de 1.761.470 lei reprezentand soldul conturilor:

- Ct.411 « Clienti » prezinta un sold final debitor de 1.691.289 lei, din care servicii medicale CAS Cluj 1.335.622,97, fond handicap rezidenti suma de 89.915,30 lei , diferenta de 265.750,67 lei reprezinta servicii medicale interclinice pe anul 2016 -2017,2018 de la restul spitalelor, studii clinice.
- Ct.461 « Debitori » prezinta un sold final de 70.181 lei suma reprezentand debitori din sume achitate pentru concedii medicale pentru care fondul constituit conform dispozitiilor legale nu a fost suficient.

Randul 61 – Datorii comerciale si avansuri – la 31.03.2018 prezinta un sold final de 641.798 lei, reprezentand soldul conturilor :

- Ct. 401 « Furnizori » la sfarsitul perioadei prezinta un sold creditor de 641.798 lei reprezentand datorii curente ,facturi inregistrate pana la 31.03.2018 ce urmeaza a fi achitate in cursul lunii aprilie 2018.

Randul 63.1-Contributii sociale-la 31.03.2018 prezinta un sold final de 1.310.240 lei reprezentand soldul conturilor :

• Ct.431<Asigurari sociale> la sfarsitul perioadei prezinta un sold creditor 1.310.240 lei , reprezentand asigurari sociale si contributii aferente pentru luna martie 2018 care se vor achita in luna aprilie 2018.

- Ct.444 « Impozit pe venituri din salarii » la sfarsitul perioadei prezinta sold creditor 226.022 lei reprezentand impozit pe salarii si contributii aferente pentru luna martie 2018 care se vor achita in luna aprilie 2018.
- Ct.446 ”Fond handicap” prezinta un sold final creditor de 25.574 lei

Randul 72 – Salariile angajatilor si contributiile aferente » - la 31.03.2018 prezinta un sold final creditor de 2.133.616 lei, care reprezinta salariile angajatilor si contributii aferente pentru luna martie 2018 , care se vor achita in luna aprilie 2018.

La sfarsitul trimestrului I 2018 ,unitatea noastra nu inregistreaza datorii care depasesc termenul prevazut de lege sau contract .

Manager,
Dr.Vasile Muresan



Director Financiar Contabil
Ec.Muntean Anca Elena



SPITALUL CLINIC DE PNEUMFTIZIOLOGIE"LEON DANIELLO"CLUJ-NAPOCA

Nr. 1472 /17.04.2018

Catre,

Consiliul Judetean Cluj-Napoca

Serviciul Contabilitate

Va trimitem componenta soldului la casa 5311:

Suma de 482,86 lei:

- art.20.01.07 – 236.94 lei
- art.20.01.08 – 67,60 lei
- art.20.01.30 – 30.37 lei
- art.20.04.01- 0.54 lei
- art.20.02 – 40,08 lei
- art 20.06.01 – 107 lei
- art 20.30.30 – 0.04 lei
- ar 20.30.03 – 0.29 lei

**Manager,
Dr.Vasile Muresan**



**Director Financiar Contabil
Ec.Muntean Anca Elena**

Subject: Sold CASA 30.03.2018

From: negreaaurelia24@yahoo.com

To: ducaramona64@yahoo.com; carmenrognean@yahoo.com; g_cristi2010@yahoo.com; roxanapod@yahoo.com; naserflor@yahoo.com; mihaelapop2000@yahoo.com; dorinalalos@yahoo.com; muzeu.goga@yahoo.com; haskyc@yahoo.com; loremaier07@yahoo.com; popaletitia_leti@yahoo.com; mariamuresane@yahoo.com; defvedere.cj@gmail.com; deafschoollno2@yahoo.com; edytoma2006@yahoo.com; scajdej@yahoo.com; scsphuedin@yahoo.com; dana_r78@yahoo.com; sctransilvania@yahoo.com; crdeiicluj@yahoo.com; gradinita_speciala_cluj@yahoo.com; danieladani1970@yahoo.com; infectioasecj@yahoo.com; directorec@spitalpsihiatrieborsa.ro; contabilitate@spitcocluj.ro; contabilitatepneumo@yahoo.com; spitalrecuperarecluj@yahoo.com; simonagvuscan@yahoo.com

Date: Monday, April 16, 2018, 2:29:29 PM GMT+3

Unitatile care inregistreaza la 31.03.2018 sold la contul CASA, sunt rugate sa-l detalieze, dupa modelul atasat.



SOLD CASA.docx
13.8kB

Verificat in

11.04.2018

[Signature]

Trezoreria Cluj Napoca

Pag: 465

Editat la data : 30.03.2018 11:49 PM

EXECUTIA CONTURILOR BUGETARE SI DE DISPONIBILITATI

1a: SPITALUL CLINIC DE PNEUMO LEON DANIELLO CLUJ

- lei

COD FISCAL:	4354540	DATA :	30.03.2018		
COD CONT/SURSA INDICATOR/SECTIUNE	DENUMIRE CONT / INDICATOR	CREDITE DESCHISE / VENITURI	PLATI EFECTUATE (CHELTUIELI)	DISPONIBIL (credite-chelt/venituri-chelt)	
21	F 370400	D Varsaminte din sectiunea de functionare	200.000,00	,00	,00
21	F 395000	D Alte venituri din valorificarea unor bunuri	27,00	,00	,00
21	F 431400	D Subventii din bugetele locale pentru finantarea c	22.648,66	,00	,00
21	F 300530	F Alte venituri din concesiuni si inchirieri de catr	405,00	,00	,00
21	F 330800	F Venituri din prestari de servicii	193.739,63	,00	,00
21	F 332100	F Venituri din contractele incheiate cu casele de as	3.996.687,86	,00	,00
21	F 333000	F Venituri din contractele incheiate cu directiile d	3.048.169,46	,00	,00
21	F 333100	F Venituri din contractele incheiate cu directiile d	1.715,96	,00	,00
21	F 365000	F Alte venituri	3.565,00	,00	,00
21	F 370100	F Donatii si sponsorizari	5.000,00	,00	,00
21	F 370500	F Varsaminte din sectiunea de functionare pentru fin	200.000,00	,00	,00
21	F 410600	F Sume din excedentul anului precedent pentru acoper	300.000,00	,00	,00
21	F 433300	F Subventii din bugetul Fondului national unic de as	2.164.912,00	,00	,00
24	F 660000710000	D Sanatate - TITLUL XIII ACTIVE NEFINANCIARE (71.01+	497.900,00	<u>221.199,69</u>	276.700,31
24	F 660601710300	D Spitale generale - Reparatii capitale aferente act	,00	221.199,69	,00
24	F	D Total disp.(ven-ch)ct: 24 sursa: F sectiune: D	222.675,66	221.199,69	1.475,97
24	F	D Total (desch-ch)ct: 24 sursa: F sectiune: D	497.900,00	221.199,69	276.700,31
24	F 660000100000	F Sanatate - TITLUL I CHELTUIELI DE PERSONAL	16.747.160,00	<u>7.374.487,00</u>	9.372.673,00
24	F 660601100101	F Spitale generale - Salarii de baza	,00	3.890.087,00 ✓	,00
24	F 660601100105	F Spitale generale - Sporuri pentru conditii de munc	,00	1.962.059,00 ✓	,00
24	F 660601100106	F Spitale generale - Alte sporuri	,00	289.705,00 ✓	,00
24	F 660601100107	F Spitale generale - Ore suplimentare	,00	26.878,00 ✓	,00
24	F 660601100111	F Spitale generale - Fond aferent platii cu ora	,00	187.634,00 ✓	,00
24	F 660601100117	F Spitale generale - Indemnizatii de hrana	,00	240.389,00 ✓	,00
24	F 660601100130	F Spitale generale - Alte drepturi salariale in bani	,00	16.191,00 ✓	,00
24	F 660601100201	F Spitale generale - Tichete de masa	,00	74.820,00 ✓	,00
24	F 660601100301	F Spitale generale - Contributii de asigurari social	,00	464.996,00 ✓	,00



CONFORM CU ORIGINALUL

EXECUTIA CONTURILOR BUGETARE SI DE DISPONIBILITATI
SPITALUL CLINIC DE PNEUMO LEON DANIELLO CLUJ

COD FISCAL: 4354540

COD CONT/SURSA INDICATOR/SECTIUNE	DENUMIRE CONT / INDICATOR	CREDITE DESCHISE/ VENITURI	PLATI EFECTUATE (CHELTUIELI)	DISPONIBIL (credite-chelt/venituri-chelt)
24	F 660601100302 F Spitale generale - Contributii de asigurari de som	,00	8.539,00 ✓	,00
24	F 660601100303 F Spitale generale - Contributii de asigurari social	,00	89.634,00 ✓	,00
24	F 660601100304 F Spitale generale - Contributii de asigurari pentru	,00	4.828,00 ✓	,00
24	F 660601100306 F Spitale generale - Contributii pentru concedii si	,00	15.264,00 ✓	,00
24	F 660601100307 F Spitale generale - Contributia asiguratorie pentru	,00	103.463,00 ✓	,00
24	F 660000200000 F Sanatate - TITLUL II BUNURI SI SERVICII	3.900.000,00	<u>1.328.538,27</u>	2.571.461,73
24	F 660601200101 F Spitale generale - Furnituri de birou	,00	16.239,72	,00
24	F 660601200102 F Spitale generale - Materiale pentru curatenie	,00	29.412,23	,00
24	F 660601200103 F Spitale generale - Incalzit, Iluminat si forta mot	,00	189.252,83	,00
24	F 660601200104 F Spitale generale - Apa, canal si salubritate	,00	23.544,27	,00
24	F 660601200105 F Spitale generale - Carburanti si lubrifianti	,00	1.800,76	,00
24	F 660601200106 F Spitale generale - Piese de schimb	,00	50.277,50	,00
24	F 660601200107 F Spitale generale - Transport	,00	1.862,50	,00
24	F 660601200108 F Spitale generale - Posta, telecomunicatii, radio,	,00	13.386,98	,00
24	F 660601200109 F Spitale generale - Materiale si prestari de servic	,00	293.080,17	,00
24	F 660601200130 F Spitale generale - Alte bunuri si servicii pentru	,00	149.311,29	,00
24	F 660601200200 F Spitale generale - Reparatii curente	,00	14.775,49	,00
24	F 660601200301 F Spitale generale - Hrana pentru oameni	,00	76.832,65	,00
24	F 660601200401 F Spitale generale - Medicamente	,00	183.039,32	,00
24	F 660601200402 F Spitale generale - Materiale sanitare	,00	98.221,01	,00
24	F 660601200403 F Spitale generale - Reactivi	,00	39.587,13	,00
24	F 660601200404 F Spitale generale - Dezinfectanti	,00	18.071,04	,00
24	F 660601200503 F Spitale generale - Lenjerie si accesorii de pat	,00	3.070,20	,00
24	F 660601200530 F Spitale generale - Alte obiecte de inventar	,00	101.485,46	,00
24	F 660601200601 F Spitale generale - Deplasari interne, detasari, tr	,00	1.397,00	,00
24	F 660601200900 F Spitale generale - Materiale de laborator	,00	1.728,22	,00
24	F 660601201100 F Spitale generale - Carti, publicatii si materiale	,00	2.171,00	,00



EXECUTIA CONTURILOR BUGETARE SI DE DISPONIBILITATI
SPITALUL CLINIC DE PNEUMO LEON DANIELLO CLUJ

COD FISCAL: 4354540

COD CONT/SURSA INDICATOR/SECTIUNE	DENUMIRE CONT / INDICATOR	CREDITE DESCHISE / VENITURI	PLATI EFECTUATE (CHELTUIELI)	DISPONIBIL (credite-chelt/venituri-chelt)
24	F 660601201300 F Spitale generale - Pregatire profesionala	,00	1.683,50	,00
24	F 660601201400 F Spitale generale - Protectia muncii	,00	9.000,00	,00
24	F 660601203001 F Spitale generale - Reclama si publicitate	,00	338,00	,00
24	F 660601203003 F Spitale generale - Prime de asigurare non-viata	,00	615,00	,00
24	F 660601203030 F Spitale generale - Alte cheltuieli cu bunuri si se	,00	8.355,00	,00
24	F 660000590000 F Sanatate - TITLUL XI ALTE CHELTUIELI	580.000,00	<u>388.268,00</u>	191.732,00
24	F 660601590100 F Spitale generale - Burse	,00	320.296,00	,00
24	F 660601594000 F Spitale generale - Sume aferente persoanelor cu ha	,00	67.972,00	,00
24	F F Total (desch-ch)ct: 24 sursa: F sectiune: F	21.227.160,00	9.091.293,27	12.135.866,73
24	F F Total disp.(ven-ch)ct: 24 sursa: F sectiune: F	9.514.194,91	9.091.293,27 ✓	422.901,64
24	* Total cont: 24	21.725.060,00	9.312.492,96	12.412.567,04
5006	Disp.sume mandat,depozit.local	23.398,47	22.519,68 ✓	878,79
5007	Disp.- donatii si sponsorizari	5.721,77	,00	5.721,77
82	980000 Excedent/deficit al bug.local	2.180.188,98	300.000,00	1.880.188,98

EXECUTIA CONTURILOR BUGETARE SI DE DISPONIBILITATI

1a: SPITALUL CLINIC DE PNEUMOFIZIOLOGIE LEON
DANIELLO - STUDI


- lei

COD FISCAL: 37449352

DATA: 30.03.2018

COD CONT/SURSA INDICATOR/SECTIUNE	DENUMIRE CONT / INDICATOR	CREDITE DESCHISE / VENITURI	PLATI EFECTUATE (CHELTUIELI)	DISPONIBIL (credite-chelt/venituri-chelt)
502	Disp IP sect BL act economice	108.011,01	108.011,01 ✓	,00

CONFORM CU
ORIGINALUL



BALANTA CONTABILA DE VERIFICARE

Tip balanta: Sintetica de grad 3
 Total pana la: Total Sint. 1
 Conturi: Selectie multipla
 Conturi: 770, 770.00, 770.00.00, 770.00.00.001, 770.00.00.005, 770.00.00.006

Perioada: 01.01.2018 - 31.03.2018
 Total gen prin: Insumarea sinteticelor de grad 3

- Lei noi -

Simbol Cont	SOLD INITIAL		RULAJE CURENTE		RULAJE CUMULATE AN		TOTAL SUME		SOLD FINAL	
	DEBIT	CREDIT	DEBIT	CREDIT	DEBIT	CREDIT	DEBIT	CREDIT	DEBIT	CREDIT
770000002F660601100101XXXX	0.00	0.00	0.00	3,890,087.00	0.00	3,890,087.00	0.00	3,890,087.00	0.00	3,890,087.00
XXXXXXXXXXXXXXXXXXXX										
770000002F660601100105XXXX	0.00	0.00	0.00	1,962,059.00	0.00	1,962,059.00	0.00	1,962,059.00	0.00	1,962,059.00
XXXXXXXXXXXXXXXXXXXX										
770000002F660601100106XXXX	0.00	0.00	0.00	289,705.00	0.00	289,705.00	0.00	289,705.00	0.00	289,705.00
XXXXXXXXXXXXXXXXXXXX										
770000002F660601100107XXXX	0.00	0.00	0.00	26,878.00	0.00	26,878.00	0.00	26,878.00	0.00	26,878.00
XXXXXXXXXXXXXXXXXXXX										
770000002F660601100111XXXX	0.00	0.00	0.00	187,634.00	0.00	187,634.00	0.00	187,634.00	0.00	187,634.00
XXXXXXXXXXXXXXXXXXXX										
770000002F660601100117XXXX	0.00	0.00	0.00	240,389.00	0.00	240,389.00	0.00	240,389.00	0.00	240,389.00
XXXXXXXXXXXXXXXXXXXX										
770000002F660601100130XXXX	0.00	0.00	0.00	16,191.00	0.00	16,191.00	0.00	16,191.00	0.00	16,191.00
XXXX XXXXXXXXXXXX										
770000002F660601100201XXXX	0.00	0.00	0.00	74,820.00	0.00	74,820.00	0.00	74,820.00	0.00	74,820.00
XXXXXXXXXXXXXXXXXXXX										
770000002F660601100301XXXX	0.00	0.00	0.00	464,996.00	0.00	464,996.00	0.00	464,996.00	0.00	464,996.00
XXXXXXXXXXXXXXXXXXXX										
770000002F660601100302XXXX	0.00	0.00	0.00	8,539.00	0.00	8,539.00	0.00	8,539.00	0.00	8,539.00
XXXXXXXXXXXXXXXXXXXX										
770000002F660601100303XXXX	0.00	0.00	0.00	89,634.00	0.00	89,634.00	0.00	89,634.00	0.00	89,634.00
XXXXXXXXXXXXXXXXXXXX										
770000002F660601100304XXXX	0.00	0.00	0.00	4,828.00	0.00	4,828.00	0.00	4,828.00	0.00	4,828.00
XXXXXXXXXXXXXXXXXXXX										
770000002F660601100306XXXX	0.00	0.00	0.00	15,264.00	0.00	15,264.00	0.00	15,264.00	0.00	15,264.00
XXXXXXXXXXXXXXXXXXXX										
770000002F660601100307XXXX	0.00	0.00	0.00	103,463.00	0.00	103,463.00	0.00	103,463.00	0.00	103,463.00
XXXXXXXXXXXXXXXXXXXX										
770000002F660601200101XXXX	0.00	0.00	0.00	16,239.72	0.00	16,239.72	0.00	16,239.72	0.00	16,239.72
XXXXXXXXXXXXXXXXXXXX										
770000002F660601200102XXXX	0.00	0.00	0.00	29,412.23	0.00	29,412.23	0.00	29,412.23	0.00	29,412.23
XXXXXXXXXXXXXXXXXXXX										
770000002F660601200103XXXX	0.00	0.00	0.00	189,252.83	0.00	189,252.83	0.00	189,252.83	0.00	189,252.83
XXXX XXXXXXXXXXXX										
770000002F660601200104XXXX	0.00	0.00	0.00	23,544.27	0.00	23,544.27	0.00	23,544.27	0.00	23,544.27
XXXXXXXXXXXXXXXXXXXX										
770000002F660601200105XXXX	0.00	0.00	0.00	1,800.76	0.00	1,800.76	0.00	1,800.76	0.00	1,800.76

Simbol Cont	SOLD INITIAL		RULAJE CURENTE		RULAJE CUMULATE AN		TOTAL SUME		SOLD FINAL	
	DEBIT	CREDIT	DEBIT	CREDIT	DEBIT	CREDIT	DEBIT	CREDIT	DEBIT	CREDIT
XXXXXXXXXXXXXXXXXXXX										
70000002F660601200106XXXX	0.00	0.00	0.00	50,277.50	0.00	50,277.50	0.00	50,277.50	0.00	50,277.50
XXXXXXXXXXXXXXXXXXXX										
700000002F660601200107XXXX	0.00	0.00	0.00	1,862.50	0.00	1,862.50	0.00	1,862.50	0.00	1,862.50
XXXXXXXXXXXXXXXXXXXX										
70000002F660601200108XXXX	0.00	0.00	0.00	13,386.98	0.00	13,386.98	0.00	13,386.98	0.00	13,386.98
XXXXXXXXXXXXXXXXXXXX										
70000002F660601200109XXXX	0.00	0.00	0.00	293,080.17	0.00	293,080.17	0.00	293,080.17	0.00	293,080.17
XXXXXXXXXXXXXXXXXXXX										
70000002F660601200130XXXX	0.00	0.00	0.00	149,311.29	0.00	149,311.29	0.00	149,311.29	0.00	149,311.29
XXXXXXXXXXXXXXXXXXXX										
70000002F660601200200XXXX	0.00	0.00	0.00	14,775.49	0.00	14,775.49	0.00	14,775.49	0.00	14,775.49
XXXXXXXXXXXXXXXXXXXX										
70000002F660601200301XXXX	0.00	0.00	0.00	76,832.65	0.00	76,832.65	0.00	76,832.65	0.00	76,832.65
XXXXXXXXXXXXXXXXXXXX										
70000002F660601200401XXXX	0.00	0.00	0.00	183,039.32	0.00	183,039.32	0.00	183,039.32	0.00	183,039.32
XXXXXXXXXXXXXXXXXXXX										
70000002F660601200402XXXX	0.00	0.00	0.00	98,221.01	0.00	98,221.01	0.00	98,221.01	0.00	98,221.01
XXXXXXXXXXXXXXXXXXXX										
70000002F660601200503XXXX	0.00	0.00	0.00	39,587.13	0.00	39,587.13	0.00	39,587.13	0.00	39,587.13
XXXXXXXXXXXXXXXXXXXX										
70000002F660601200403XXXX	0.00	0.00	0.00	18,071.04	0.00	18,071.04	0.00	18,071.04	0.00	18,071.04
XXXXXXXXXXXXXXXXXXXX										
70000002F660601200503XXXX	0.00	0.00	0.00	3,070.20	0.00	3,070.20	0.00	3,070.20	0.00	3,070.20
XXXXXXXXXXXXXXXXXXXX										
70000002F660601200530XXXX	0.00	0.00	0.00	101,485.46	0.00	101,485.46	0.00	101,485.46	0.00	101,485.46
XXXXXXXXXXXXXXXXXXXX										
70000002F660601200601XXXX	0.00	0.00	0.00	1,397.00	0.00	1,397.00	0.00	1,397.00	0.00	1,397.00
XXXXXXXXXXXXXXXXXXXX										
70000002F660601200900XXXX	0.00	0.00	0.00	1,728.22	0.00	1,728.22	0.00	1,728.22	0.00	1,728.22
XXXXXXXXXXXXXXXXXXXX										
70000002F660601201100XXXX	0.00	0.00	0.00	2,171.00	0.00	2,171.00	0.00	2,171.00	0.00	2,171.00
XXXXXXXXXXXXXXXXXXXX										
70000002F660601201300XXXX	0.00	0.00	0.00	1,683.50	0.00	1,683.50	0.00	1,683.50	0.00	1,683.50
XXXXXXXXXXXXXXXXXXXX										
70000002F660601203003XXXX	0.00	0.00	0.00	9,000.00	0.00	9,000.00	0.00	9,000.00	0.00	9,000.00
XXXXXXXXXXXXXXXXXXXX										
70000002F660601203001XXXX	0.00	0.00	0.00	338.00	0.00	338.00	0.00	338.00	0.00	338.00
XXXXXXXXXXXXXXXXXXXX										
70000002F660601203003XXXX	0.00	0.00	0.00	615.00	0.00	615.00	0.00	615.00	0.00	615.00
XXXXXXXXXXXXXXXXXXXX										
70000002F660601203030XXXX	0.00	0.00	0.00	8,355.00	0.00	8,355.00	0.00	8,355.00	0.00	8,355.00
XXXXXXXXXXXXXXXXXXXX										
70000002F660601590100XXXX	0.00	0.00	0.00	320,296.00	0.00	320,296.00	0.00	320,296.00	0.00	320,296.00
XXXXXXXXXXXXXXXXXXXX										
70000002F660601594000XXXX	0.00	0.00	0.00	67,972.00	0.00	67,972.00	0.00	67,972.00	0.00	67,972.00

Simbol Cont	SOLD INITIAL		RULAJE CURENTE		RULAJE CUMULATE AN		TOTAL SUME		SOLD FINAL	
	DEBIT	CREDIT	DEBIT	CREDIT	DEBIT	CREDIT	DEBIT	CREDIT	DEBIT	CREDIT
XXXXXXXXXXXXXXXXXX										
00000002F660601710300XXX	0.00	0.00	0.00	221,199.69	0.00	221,199.69	0.00	221,199.69	0.00	221,199.69
XXXXXXXXXXXXXXXXXXXX										
000XXXXXXXXXXXXXXXXXXXX	0.00	0.00	0.00	9,312,492.96	0.00	9,312,492.96	0.00	9,312,492.96	0.00	9,312,492.96
XXXXXXXXXXXXXXXXXXXX										
: TOTAL	0.00	0.00	0.00	9,312,492.96	0.00	9,312,492.96	0.00	9,312,492.96	0.00	9,312,492.96
XXXXXXXXXXXXXXXXXXXX										
: TOTAL	0.00	0.00	0.00	9,312,492.96	0.00	9,312,492.96	0.00	9,312,492.96	0.00	9,312,492.96
TOTAL GENERAL	0.00	0.00	0.00	9,312,492.96	0.00	9,312,492.96	0.00	9,312,492.96	0.00	9,312,492.96

MANAGER
DR. MURESAN VASILE

DIRECTOR FINANCIAR CONTABIL
EC. ANCA ELENA MUNTTEAN

**SP CLINIC DE
PNEUMOTIZIOLOGIE LEON
DANIELLO - CLUJ NAPOCA**

CONT DE EXECUTIE AL INSTITUTIEI PUBLICE - CHELTUIELI

Perioada: 01.01.2018 - 31.03.2018 Art.bug.: Selectie multipla
 Cont disp.: Selectie multipla Art.bug.: Selectie multipla
 Art.bug.:10,10.01,10.01.01,10.01.02,10.01.03,10.01.04,10.01.05,10.01.06,10.01.07,10.01.08,10.01.09,10.01.11,10.01.13,10.01.14,
 10.01.17,10.01.30,10.02,10.02.01,10.02.06,10.03,10.03.01,10.03.02,10.03.03,10.03.03.1,10.03.03.2,10.03.04,10.03.06,10.03.07,10
 .03.08,20,20.01,20.01.01,20.01.02,20.01.03,20.01.04,20.01.05,20.01.06,20.01.07,20.01.08,20.01.09,20.01.09.1,20.01.09.2,20.01.0
 9.3,20.01.09.4,20.01.09.5,20.01.09.6,20.01.09.7,20.01.09.9,20.01.30,20.02,20.03,20.03.01,20.03.02,20.04,20.04.01,20.04.02,20.0
 4.03,20.04.04,20.05,20.05.01,20.05.03,20.05.30,20.06,20.06.01,20.09,20.11,20.13,20.14,20.27,20.30,20.30.01,20.30.02,20.30.03,2
 0.30.04,20.30.30,59,59.01,59.01,59.40,70,70.01,70.01.01,70.01.02,70.01.03,70.01.04,70.01.30,71,71.01,71.01.01,71.01.02,71.01.
 03,71.01.04,71.01.30,71.03
 Cont disp.:770,770.00,770.00.00,770.00.00.001,770.00.00.005,770.00.00.006

- Lei noi -

Nr rd	Denumirea indicatorilor	Cod	Credite bugetare		Angajamente bugetare	Angajamente legale	Plati efectuate	Angajamente legale de platit	Cheltuieli efective
			anuale	trimestriale cumulate					
A	B	C	1	2	3	4	5	6=4-5	7
	TITLUL I CHELTUIELI DE PERSONAL	10	16,747,160.00	16,747,160.00	7,374,487.00	7,374,487.00	7,374,487.00	0.00	8,724,825.00
2.	CHELTUIELI SALARIALE IN BANI	10.01	15,721,840.00	15,721,840.00	6,612,943.00	6,612,943.00	6,612,943.00	0.00	8,265,326.00
3.	SALARII DE BAZA	10.01.01	9,827,930.00	9,827,930.00	3,890,087.00	3,890,087.00	3,890,087.00	0.00	5,160,441.00
4.	SPORURI PENTRU CONDITII DE MUNCA	10.01.05	4,433,910.00	4,433,910.00	1,962,059.00	1,962,059.00	1,962,059.00	0.00	2,200,256.00
5.	ALTE SPORURI	10.01.06	600,000.00	600,000.00	289,705.00	289,705.00	289,705.00	0.00	305,070.00
6.	ORE SUPPLEMENTARE	10.01.07	80,000.00	80,000.00	26,878.00	26,878.00	26,878.00	0.00	28,799.00
7.	PLATA CU ORA	10.01.11	350,000.00	350,000.00	187,634.00	187,634.00	187,634.00	0.00	192,723.00
8.	INDEMNIZATIE DE HRANA	10.01.17	400,000.00	400,000.00	240,389.00	240,389.00	240,389.00	0.00	361,034.00
9.	ALTE DREPTURI SALARIALE IN BANI	10.01.30	30,000.00	30,000.00	16,191.00	16,191.00	16,191.00	0.00	17,003.00
10.	TICHETE DE MASA	10.02	74,820.00	74,820.00	74,820.00	74,820.00	74,820.00	0.00	74,820.00
11.	TICHETE DE MASA	10.02.01	74,820.00	74,820.00	74,820.00	74,820.00	74,820.00	0.00	74,820.00
12.	CONTRIBUTII	10.03	950,500.00	950,500.00	686,724.00	686,724.00	686,724.00	0.00	384,679.00
13.	CONTRIBUTII DE ASIGURARI SOCIALE DE STAT	10.03.01	484,000.00	484,000.00	464,996.00	464,996.00	464,996.00	0.00	206,824.00
14.	CONTRIBUTII DE ASIGURARI DE SOMAJ	10.03.02	20,000.00	20,000.00	8,539.00	8,539.00	8,539.00	0.00	0.00
15.	CONTRIBUTII DE ASIGURARI SOCIALE DE SANATATE	10.03.03	120,000.00	120,000.00	89,634.00	89,634.00	89,634.00	0.00	0.00
16.	ACCIDENTE DE MUNCA SI BOLI PROFESIONALE	10.03.04	5,500.00	5,500.00	4,828.00	4,828.00	4,828.00	0.00	0.00
17.	CONTRIBUTIE ANGALATOR PT INDEMNIZATII SI CONCEDII	10.03.06	16,000.00	16,000.00	15,264.00	15,264.00	15,264.00	0.00	0.00
18.	FOND GARANTARE PLATA SALARII	10.03.07	305,000.00	305,000.00	103,463.00	103,463.00	103,463.00	0.00	177,855.00

CONT DE EXECUTIE AL INSTITUTIEI PUBLICE - CHELTUIELI

Perioada: 01.01.2018 - 31.03.2018 Art.bug.: Selectie multipla
 Cont disp.: Selectie multipla
 Art.bug.: Selectie multipla
 Art.bug.:10,10.01,10.01.01,10.01.02,10.01.03,10.01.04,10.01.05,10.01.06,10.01.07,10.01.08,10.01.09,10.01.11,10.01.13,10.01.14,
 10.01.17,10.01.30,10.02,10.02.01,10.02.06,10.03,10.03.01,10.03.02,10.03.03,10.03.03.1,10.03.03.2,10.03.04,10.03.06,10.03.07,10
 .03.08,20,20.01,20.01.01,20.01.02,20.01.03,20.01.04,20.01.05,20.01.06,20.01.07,20.01.08,20.01.09,20.01.09.1,20.01.09.2,20.01.0
 9.3,20.01.09.4,20.01.09.5,20.01.09.6,20.01.09.7,20.01.09.9,20.01.30,20.02,20.03,20.03.01,20.03.02,20.04,20.04.01,20.04.02,20.0
 4.03,20.04.04,20.05,20.05.01,20.05.03,20.05.30,20.06.01,20.09,20.11,20.13,20.14,20.27,20.30,20.30.01,20.30.02,20.30.03,2
 0.30.04,20.30.30,59,59.01,59.01.,59.40,70,70.01,70.01.01,70.01.02,70.01.03,70.01.04,70.01.30,71,71.01,71.01.01,71.01.02,71.01.
 03,71.01.04,71.01.30,71.03
 Cont disp.:770,770.00,770.00.00,770.00.00.001,770.00.00.005,770.00.00.006

- Lei noi -

Nr rd	Denumirea indicatorilor	Cod	Credite bugetare		Angajamente bugetare	Angajamente legale	Plati efectuate	Angajamente legale de platit	Cheltuieli efective
			anuale	trimestriale cumulate					
A	B	C	1	2	3	4	5	6=4-5	7
1	RANA PENTRU OAMENI	20.03.01	300,000.00	300,000.00	117,348.00	117,348.00	76,832.65	40,515.35	121,973.87
38	MEDICAMENTE SI MATERIALE SANITARE	20.04	1,200,000.00	1,200,000.00	743,256.28	743,256.28	338,918.50	404,337.78	935,448.35
39	MEDICAMENTE	20.04.01	450,000.00	450,000.00	303,443.62	303,443.62	183,039.32	120,404.30	417,562.67
40	MATERIALE SANITARE	20.04.02	250,000.00	250,000.00	135,703.06	135,703.06	98,221.01	37,482.05	144,308.38
41	REACTIVI	20.04.03	400,000.00	400,000.00	272,742.69	272,742.69	39,587.13	233,155.56	335,578.58
42	DEZINFECTANTI	20.04.04	100,000.00	100,000.00	31,366.91	31,366.91	18,071.04	13,295.87	37,998.72
43	BUNURI DE NATURA OBIECTELOR DE INVENTAR	20.05	280,000.00	280,000.00	112,227.66	112,227.66	104,555.66	7,672.00	0.01
44	UNIFORME SI ECHIPAMENT	20.05.01	15,000.00	15,000.00	0.00	0.00	0.00	0.00	0.00
45	LENIERIE SI ACCESORII DE PAT	20.05.03	15,000.00	15,000.00	3,070.20	3,070.20	3,070.20	0.00	0.00
46	ALTE OBIECTE DE INVENTAR	20.05.30	250,000.00	250,000.00	109,157.46	109,157.46	101,485.46	7,672.00	0.01
47	DEPLASARI	20.06	15,000.00	15,000.00	1,397.00	1,397.00	1,397.00	0.00	1,290.00
48	DEPLASARI INTARA	20.06.01	15,000.00	15,000.00	1,397.00	1,397.00	1,397.00	0.00	1,290.00
49	MATERIALE DE LABORATOR	20.09	35,000.00	35,000.00	3,523.93	3,523.93	1,728.22	1,795.71	4,179.62
50	CARTI, PUBLICATII SI MATERIALE DOCUMENTARE	20.11	35,000.00	35,000.00	2,171.00	2,171.00	2,171.00	0.00	2,171.00
51	PREGATIRE PROFESIONALA	20.13	15,000.00	15,000.00	1,683.50	1,683.50	1,683.50	0.00	1,683.50
52	PROTECTIA MUNCI	20.14	30,000.00	30,000.00	9,000.00	9,000.00	9,000.00	0.00	9,000.00
53	ALTE CHELTUIELI	20.30	130,000.00	130,000.00	9,308.00	9,308.00	9,308.00	0.00	9,336.67
	RECLAMA SI PUBLICITATE	20.30.01	10,000.00	10,000.00	338.00	338.00	338.00	0.00	338.00
55	PRIME DE ASIGURARE NON-VIATA	20.30.03	20,000.00	20,000.00	615.00	615.00	615.00	0.00	614.71

CONT DE EXECUTIE AL INSTITUTIEI PUBLICE - CHELTUIELI

Perioada: 01.01.2018 - 31.03.2018 Art.bug.: Selectie multipla
 Cont disp.: Selectie multipla
 Art.bug.: Selectie multipla
 03.08,20,20.01,20.01.01,20.01.02,20.01.03,20.01.04,20.01.05,20.01.06,20.01.07,20.01.08,20.01.09,20.01.10,20.01.11,20.01.13,20.01.14,
 10.01.17,10.01.30,10.02,10.02.01,10.02.06,10.03,10.03.01,10.03.02,10.03.03,10.03.03.1,10.03.03.2,10.03.04,10.03.06,10.03.07,10
 .03.08,20,20.01,20.01.01,20.01.02,20.01.03,20.01.04,20.01.05,20.01.06,20.01.07,20.01.08,20.01.09,20.01.09.1,20.01.09.2,20.01.0
 9.3,20.01.09.4,20.01.09.5,20.01.09.6,20.01.09.7,20.01.09.9,20.01.30,20.02,20.03,20.03.01,20.03.02,20.04,20.04.01,20.04.02,20.0
 4.03,20.04.04,20.05,20.05.01,20.05.03,20.05.30,20.06,20.06.01,20.09,20.11,20.13,20.14,20.27,20.30,20.30.01,20.30.02,20.30.03,2
 0.30.04,20.30.30,59,59.01,59.01.,59.40,70,70.01,70.01.01,70.01.02,70.01.03,70.01.04,70.01.30,71,71.01,71.01.01,71.01.02,71.01.
 03,71.01.04,71.01.30,71.03
 Cont disp.:770,770.00,770.00.00,770.00.001,770.00.00.005,770.00.00.006

- Lei noi -

Nr rd	Denumirea indicatorilor	Cod	Credite bugetare		Angajamente bugetare	Angajamente legale	Plati efectuate	Angajamente legale de platit	Cheltuieli efective
			anuale	trimestriale cumulate					
A	B	C	1	2	3	4	5	6=4-5	7
	LTE CHELTUIELI CU BUNURI SI SERVICII	20.30.30	100,000.00	100,000.00	8,355.00	8,355.00	8,355.00	0.00	8,383.96
57.	ALTE CHELTUIELI	59	580,000.00	580,000.00	388,268.00	388,268.00	388,268.00	0.00	396,840.00
58.	ALTE CHELTUIELI	59.01	490,000.00	490,000.00	320,296.00	320,296.00	320,296.00	0.00	320,296.00
59.	FOND DE HANDICAP	59.40	90,000.00	90,000.00	67,972.00	67,972.00	67,972.00	0.00	76,544.00
60.	TITLUL X ACTIVE NEFINANCIARE	71	497,900.00	497,900.00	221,199.69	221,199.69	221,199.69	0.00	122,093.90
61.	ACTIVE FIXE (INCLUSIV REPARATII CAPITALE)	71.01	95,700.00	95,700.00	0.00	0.00	0.00	0.00	122,093.90
62.	INSTALATI TEHNICE, NIDLOACE TRANSPORT, ANIMALE	71.01.02	95,700.00	95,700.00	0.00	0.00	0.00	0.00	113,314.50
63.	MOBILIER, APARTATURA BIROTICA SI ALTE VALORI	71.01.03	0.00	0.00	0.00	0.00	0.00	0.00	8,779.40
64.	REPARATII CAPITALE AFERENTE ACTIVELOR FIXE	71.03	402,200.00	402,200.00	221,199.69	221,199.69	221,199.69	0.00	0.00
	Total		21,723,060.00	21,723,060.00	9,954,290.68	9,954,290.68	9,312,492.96	641,797.72	11,269,251.31

MANAGER
DR. MURESAN VASILE

DIRECTOR FINANCIAR CONTABIL
EC. ANCA ELENA MUNTEAN



Verificat in
11.04.2018

[Signature]

editat la data de 31-MAR-18 00:14:28

**Cont de executie buget local
institutiilor publice la data de 30-MAR-18**

An 2018 Trezorerie Mun. Cluj Napoca

4354540 SPITAL CLINIC PNEUMO CLUJ

Sursa de finantare: F Integral venituri proprii

Venituri/Cheltuieli	Cod	Credite	Incasari/Plati	Disponibil
Veniturile bugetelor locale		0.00	9,736,870.57	0.00
Venituri din proprietate	300000	0.00	405.00	0.00
Venituri din concesiuni si inc	300500	0.00	405.00	0.00
Alte venituri din concesiuni s	300530	0.00	405.00	0.00
Venituri din prestari de servi	330000	0.00	7,240,312.91	0.00
Venituri din prestari de servi	330800	0.00	193,739.63	0.00
Venituri din contractele inche	332100	0.00	3,996,687.86	0.00
Venituri din contractele inche	333000	0.00	3,048,169.46	0.00
Venituri din contractele inche	333100	0.00	1,715.96	0.00
Diverse venituri	360000	0.00	3,565.00	0.00
Alte venituri	365000	0.00	3,565.00	0.00
Transferuri voluntare, altele	370000	0.00	5,000.00	0.00
Contributii si sponsorizari	370100	0.00	5,000.00	0.00
Varsaminte din sectiunea de fu	370300	0.00	-200,000.00	0.00
Varsaminte din sectiunea de fu	370400	0.00	200,000.00	0.00
Venituri din valorificarea uno	390000	0.00	27.00	0.00
Alte venituri din valorificare	395000	0.00	27.00	0.00
Alte operatiuni financiare	410000	0.00	300,000.00	0.00
Sume din excedentul anului pre	410600	0.00	300,000.00	0.00
Subventii de la alte administr	430000	0.00	2,187,560.66	0.00
Subventii din bugetele locale	431400	0.00	22,648.66	0.00
Subventii din bugetul Fondului	433300	0.00	2,164,912.00	0.00
Cheltuielile bugetelor locale		21,725,060.00	9,312,492.96	12,412,567.04
Sanatate	660000	21,725,060.00	9,312,492.96	12,412,567.04
TITLUL I CHELTUIELI DE PERSON	660000100000	16,747,160.00	7,374,487.00	9,372,673.00
TITLUL II BUNURI SI SERVICII	660000200000	3,900,000.00	1,328,538.27	2,571,461.73
TITLUL XI ALTE CHELTUIELI	660000590000	580,000.00	388,268.00	191,732.00
TITLUL XIII ACTIVE NEFINANCIAR	660000710000	497,900.00	221,199.69	276,700.31
EXCEDENT/DEFICIT		0.00	424,377.61	0.00



BALANTA CONTABILA DE VERIFICARE

Tip balanta: Sintetica de grad 3 Perioada: 01.01.2018 - 31.03.2018
Total pana la: Total Sint. 1 Total gen prin:Insumarea sinteticelor de grad 3
Conturi: 56 - DISP. AL INST. PUBL. SI ACTIV.

- Lei noi -

Simbol Cont	SOLD INITIAL				RULAJE CURENTE				RULAJE CUMULATE AN				TOTAL SUME		SOLD FINAL	
	DEBIT	CREDIT	DEBIT	CREDIT	DEBIT	CREDIT	DEBIT	CREDIT	DEBIT	CREDIT	DEBIT	CREDIT	DEBIT	CREDIT	DEBIT	CREDIT
560010102F30030XXXXXX	0.00	0.00	405.00	0.00	405.00	0.00	405.00	0.00	405.00	0.00	405.00	0.00	405.00	0.00	0.00	
566010102F330800XXXXXX	0.00	0.00	193,739.63	0.00	193,739.63	0.00	193,739.63	0.00	193,739.63	0.00	193,739.63	0.00	193,739.63	0.00	0.00	
566010102F332100XXXXXX	0.00	0.00	3,996,687.86	0.00	3,996,687.86	0.00	3,996,687.86	0.00	3,996,687.86	0.00	3,996,687.86	0.00	3,996,687.86	0.00	0.00	
566010102F333000XXXXXX	0.00	0.00	3,048,169.46	0.00	3,048,169.46	0.00	3,048,169.46	0.00	3,048,169.46	0.00	3,048,169.46	0.00	3,048,169.46	0.00	0.00	
566010102F333100XXXXXX	0.00	0.00	1,715.96	0.00	1,715.96	0.00	1,715.96	0.00	1,715.96	0.00	1,715.96	0.00	1,715.96	0.00	0.00	
566010102F365000XXXXXX	0.00	0.00	3,565.00	0.00	3,565.00	0.00	3,565.00	0.00	3,565.00	0.00	3,565.00	0.00	3,565.00	0.00	0.00	
566010102F370100XXXXXX	0.00	0.00	5,000.00	0.00	5,000.00	0.00	5,000.00	0.00	5,000.00	0.00	5,000.00	0.00	5,000.00	0.00	0.00	
660010102F370300XXXXXX	0.00	0.00	-200,000.00	0.00	-200,000.00	0.00	-200,000.00	0.00	-200,000.00	0.00	-200,000.00	0.00	-200,000.00	0.00	0.00	
660010102F370400XXXXXX	0.00	0.00	200,000.00	0.00	200,000.00	0.00	200,000.00	0.00	200,000.00	0.00	200,000.00	0.00	200,000.00	0.00	0.00	
660010102F395000XXXXXX	0.00	0.00	27.00	0.00	27.00	0.00	27.00	0.00	27.00	0.00	27.00	0.00	27.00	0.00	0.00	
660010102F410600XXXXXX	0.00	0.00	300,000.00	0.00	300,000.00	0.00	300,000.00	0.00	300,000.00	0.00	300,000.00	0.00	300,000.00	0.00	0.00	
660010102F431400XXXXXX	0.00	0.00	22,648.66	0.00	22,648.66	0.00	22,648.66	0.00	22,648.66	0.00	22,648.66	0.00	22,648.66	0.00	0.00	
50010102F43300XXXXXX	0.00	0.00	2,164,912.00	0.00	2,164,912.00	0.00	2,164,912.00	0.00	2,164,912.00	0.00	2,164,912.00	0.00	2,164,912.00	0.00	0.00	
5001XXXXXX	0.00	0.00	9,736,870.57	0.00	9,736,870.57	0.00	9,736,870.57	0.00	9,736,870.57	0.00	9,736,870.57	0.00	9,736,870.57	0.00	0.00	
: TOTAL	2,180,188.98	0.00	0.00	300,000.00	405.00	300,000.00	0.00	2,180,188.98	300,000.00	0.00	1,880,188.98	0.00	1,880,188.98	0.00	0.00	
0030002F980000XXXXXX	2,180,188.98	0.00	0.00	300,000.00	405.00	300,000.00	0.00	2,180,188.98	300,000.00	0.00	1,880,188.98	0.00	1,880,188.98	0.00	0.00	
003XXXXXX	2,180,188.98	0.00	0.00	300,000.00	405.00	300,000.00	0.00	2,180,188.98	300,000.00	0.00	1,880,188.98	0.00	1,880,188.98	0.00	0.00	
.TOTAL	2,180,188.98	0.00	0.00	300,000.00	405.00	300,000.00	0.00	2,180,188.98	300,000.00	0.00	1,880,188.98	0.00	1,880,188.98	0.00	0.00	
TOTAL GENERAL	2,180,188.98	0.00	9,736,870.57	300,000.00	9,736,870.57	300,000.00	11,917,059.55	300,000.00	11,617,059.55	0.00	11,617,059.55	0.00	11,617,059.55	0.00	0.00	

SP CLINIC DE PNEUMOFIZIOLOGIE LEON DANIELLO -

Utilizator: EC. MUNTEAN ANCA

Data tiparirii: 11.04.2018

BALANTA CONTABILA DE VERIFICARE

Tip balanta: Sintetica de grad 3

Perioada: 01.01.2018 - 31.03.2018

Total pana la: Total Sint. 1

Total gen prin: Insumarea sinteticelelor de grad 3

Conturi: Selectie multipla

Conturi: 56, 560, 560.01, 560.01.01, 560.01.01.1, 560.01.01.10, 560.01.01.11, 560.01.01.12, 560.01.01.13, 560.01.01.14, 560.01.01.15, 560.01.01.16, 560.01.01.17, 560.01.01.18, 560.01.01.19, 560.01.01.20, 560.01.01.2, 560.01.01.2, 560.01.01.3, 560.01.01.4, 560.01.01.4, 560.01.01.4.01, 560.01.01.4.02, 560.01.01.5, 560.01.01.5.01, 560.01.01.5.02, 560.01.01.6, 560.01.01.7, 560.01.01.8, 560.01.01.8.1, 560.01.01.8.2, 560.01.01.8.3, 560.01.01.8.4, 560.01.01.8.5, 560.01.01.8.6, 560.01.01.9, 560.02, 560.02.00, 560.03, 560.03.00, 561, 561.03, 561.03.00, 562

- Lei noi -

Symbol Cont	SOLD INITIAL		RULAJE CURENTE		RULAJE CUMULATE AN		TOTAL SUME		SOLD FINAL	
	DEBIT	CREDIT	DEBIT	CREDIT	DEBIT	CREDIT	DEBIT	CREDIT	DEBIT	CREDIT
560.01.01	0.00	0.00	9,736,870.57	0.00	9,736,870.57	0.00	9,736,870.57	0.00	9,736,870.57	0.00
560.01 : TOTAL	0.00	0.00	9,736,870.57	0.00	9,736,870.57	0.00	9,736,870.57	0.00	9,736,870.57	0.00
560.03.00	2,180,188.98	0.00	0.00	300,000.00	0.00	300,000.00	2,180,188.98	300,000.00	1,880,188.98	0.00
560.03 : TOTAL	2,180,188.98	0.00	0.00	300,000.00	0.00	300,000.00	2,180,188.98	300,000.00	1,880,188.98	0.00
560 : TOTAL	2,180,188.98	0.00	9,736,870.57	300,000.00	9,736,870.57	300,000.00	11,917,059.55	300,000.00	11,617,059.55	0.00
TOTAL GENERAL	2,180,188.98	0.00	9,736,870.57	300,000.00	9,736,870.57	300,000.00	11,917,059.55	300,000.00	11,617,059.55	0.00

MANAGER

DR. JURESAN VASILE

DIRECTOR FINANCIAR CONTABIL
EC. ANCA ELENA MUNTEAN



EXTRAS DE CONT
In data: 30.03.2018

Echidnă la data: 30.03.2018 09:42 PM

Page 2

Trezoreria Cluj Napoca

NR. DOCUMENT	DATA DOC	DATA PLATII	SPIRAL CLINIC PNEUMO CLUJ Nr. referinta banca/trezorerie	IBAN PLATTOR/ BENEFICIAR	RO05TREZ2165906XXX025376 COD PLATTOR/ BENEFICIAR	NUME PLATTOR/ BENEFICIAR	DEBIT	CREDIT	COD ANGAJAMENT	INDICATOR ANGAJAMENT	NR. INTERN- EXPLICATII
Sold precedent	29.03.2018	29.03.2018	JZ70547814055	RO30TREZ23G661000203030X	15203810	INCMMI CANTACUZIINO	.00	551,60			
							22.519,68	23.398,47			TZ21699186932-CV GAR BUNA EXE CONTR 56 5 18 PL CF ART 1 ALIN 2 DIN OG 22 02 ARHERRAT

Rulați și
Total sume
Sold final

Intocmit și verificat,



CONFORM CU ORIGINALUL

SPITALUL CLINIC DE
PNEUMOPTIZIOLOGIE LEON
DANIELOO CLUJ-NAPOCA
BP HASDEU 6 FN FN FN FN
FN CLUJ-NAPOCA FN CLUJ RO

Client: 0W53584
CUI:4354540

Informatii noi pentru clientii BT

Pentru clientii persoane juridice, ale caror conturi au fost deschise pana la data de 23.03.2018:
Incepand cu 25 mai 2018 se modifica Conditile Generale de Afaceri, document care guverneaza relatia de afaceri dintre banca si
clientii nostri.

Documentele sunt disponibile atat in sediile BT, cat si pe site-ul bancii: www.bancatransilvania.ro/CGA-PJ

Fondurile pe care le aveti la Banca Transilvania - sume de pana la 100.000 euro, echivalent in lei - sunt garantate de Fondul de
Garantare a Depozitelor Bancare. Mai multe informatii despre garantare si legea aferenta (Nr. 311/2015):
www.bancatransilvania.ro/garantarea-depozitelor.

EXTRAS CONT		Numarul: 3	din 01/03/2018 - 31/03/2018	
CONT P13USDCRT00W5358401		Valuta	Cont de disponibil	
Extras numarul 3		USD	Cod IBAN: RO86BTRL01302202W53584XX	
Data	Descriere		Debit	Credit
	SOLD ANTERIOR			0.18
31/03/2018	RULAJ TOTAL CONT			
	SOLD FINAL CONT		0.00	0.00
TOTAL DISPONIBIL				0.18
din care				
Fonduri proprii				0.18
Credit neutilizat				0.00

Acest extras de cont este valabil fara semnatura si stampila, putand fi obtinut
24/7 si din aplicatiile de internet (BT24) si mobile banking (mBT24)

**SPITALUL CLINIC DE
 PNEUMOFTIZIOLOGIE LEON
 DANIELOO CLUJ-NAPOCA**
 BP HASDEU 6 FN FN FN FN
 FN CLUJ-NAPOCA FN CLUJ RO

**Client: 0W53584
 CUI:4354540**

Informatii noi pentru clientii BT

Pentru clientii persoane juridice, ale caror conturi au fost deschise pana la data de 23.03.2018:
 Incepand cu 25 mai 2018 se modifica Conditile Generale de Afaceri, document care guverneaza relatia de afaceri dintre banca si
 clientii nostri.

Documentele sunt disponibile atat in sediile BT, cat si pe site-ul bancii: www.bancatransilvania.ro/CGA-PJ

Fondurile pe care le aveti la Banca Transilvania - sume de pana la 100.000 euro, echivalent in lei - sunt garantate de Fondul de
 Garantare a Depozitelor Bancare. Mai multe informatii despre garantare si legea aferenta (Nr. 311/2015):
www.bancatransilvania.ro/garantarea-depozitelor.

EXTRAS CONT		Numarul: 3	din 01/03/2018 - 31/03/2018	
CONT P13EURCRT00W5358401		Valuta	Cont de disponibil	
Extras numarul 3		EUR	Cod IBAN: RO37BTRL01304202W53584XX	
Data	Descriere		Debit	Credit
	SOLD ANTERIOR			0.00
20/03/2018	Incasare SEPA 291;PPD GLOBAL LTD;NL40DEUT0265180015;DEUTNL2AXXX CURS 4.665000 RON ECHIVALENT LEI 3,480.51 REF. 000SBIP180796287			746.09
20/03/2018	RULAJ ZI			
	SOLD FINAL ZI		0.00	746.09
				746.09
28/03/2018	Schimb valutar curs standard SPITALUL CLINIC DE PNEUMOFTIZIOLO; CURS SCHIMB: 4.603 CURS 4.603000 RON ECHIVALENT LEI 3,434.25 REF. P13SVST180870001		746.09	
28/03/2018	RULAJ ZI			
	SOLD FINAL ZI		746.09	0.00
				0.00
31/03/2018	RULAJ TOTAL CONT			
	SOLD FINAL CONT		746.09	746.09
				0.00
	TOTAL DISPONIBIL			
	din care			0.00
	Fonduri proprii			0.00
	Credit neutilizat			0.00

Acest extras de cont este valabil fara semnatura si stampila, putand fi obtinut
 24/7 si din aplicatiile de internet (BT24) si mobile banking (mBT24)

SPITALUL CLINIC DE
PNEUMOFTIZIOLOGIE LEON
DANIELOO CLUJ-NAPOCA
BP HASDEU 6 FN FN FN FN
FN CLUJ-NAPOCA FN CLUJ RO

Client: 0W53584
CUI:4354540

Informatii noi pentru clientii BT

Pentru clientii persoane juridice, ale caror conturi au fost deschise pana la data de 23.03.2018:
Incepand cu 25 mai 2018 se modifica Conditiiile Generale de Afaceri, document care guverneaza relatia de afaceri dintre banca si
clientii nostri.

Documentele sunt disponibile atat in sediile BT, cat si pe site-ul bancii: www.bancatransilvania.ro/CGA-PJ

Fondurile pe care le aveti la Banca Transilvania - sume de pana la 100.000 euro, echivalent in lei - sunt garantate de Fondul de
Garantare a Depozitelor Bancare. Mai multe informatii despre garantare si legea aferenta (Nr. 311/2015):
www.bancatransilvania.ro/garantarea-depozitelor.

EXTRAS CONT		Numarul: 3	din 01/03/2018 - 31/03/2018	
CONT P13RONPOPR0W5358401		Valuta	Conturi de sume blocate - poprii	
Extras numarul 3		RON	Cod IBAN: RO72BTRLRONPOPR0W5358401	
Data	Descriere		Debit	Credit
	SOLD ANTERIOR			0.00
31/03/2018	RULAJ TOTAL CONT			0.00
	SOLD FINAL CONT		0.00	0.00
	TOTAL DISPONIBIL			0.00
	din care			
	Fonduri proprii			0.00
	Credit neutilizat			0.00

Acest extras de cont este valabil fara semnatura si stampila, putand fi obtinut
24/7 si din aplicatiile de internet (BT24) si mobile banking (mBT24)

**SPITALUL CLINIC DE
 PNEUMFTIZIOLOGIE LEON
 DANIELOO CLUJ-NAPOCA**
 BP HASDEU 6 FN FN FN FN
 FN CLUJ-NAPOCA FN CLUJ RO

**Client: 0W53584
 CUI:4354540**

Informatii noi pentru clientii BT

Pentru clientii persoane juridice, ale caror conturi au fost deschise pana la data de 23.03.2018:
 Incepand cu 25 mai 2018 se modifica Conditiiile Generale de Afaceri, document care guverneaza relatia de afaceri dintre banca si
 clientii nostri.

Documentele sunt disponibile atat in sediile BT, cat si pe site-ul bancii: www.bancatransilvania.ro/CGA-PJ

Fondurile pe care le aveti la Banca Transilvania - sume de pana la 100.000 euro, echivalent in lei - sunt garantate de Fondul de
 Garantare a Depozitelor Bancare. Mai multe informatii despre garantare si legea aferenta (Nr. 311/2015):
www.bancatransilvania.ro/garantarea-depozitelor.

EXTRAS CONT

Numarul: 3

din 01/03/2018 - 31/03/2018

CONT P13RONSALA0W5358401

Valuta
 RON

Cont operare salarii

Extras numarul 3

Cod IBAN: RO91BTRL01301602W53584XX

Data	Descriere	Debit	Credit
	SOLD ANTERIOR		0.00
15/03/2018	Incasare OP C.I.F.:4354540;/ROC/SALARII LUNA FEBRUARIE 2018 ART 10 01 30;SP CLINIC PNEUMFTIZIOLOGIE;RO60TREZ24F660601100130X;TREZROBU REF. 000ITRZ180740836		569.00
	Incasare OP C.I.F.:4354540;/ROC/NORMA HRANA LUNA FEBRUARIE 2018 ART 10 01 17;SP CLINIC PNEUMFTIZIOLOGIE;RO46TREZ24F660601100117X;TREZROBU REF. 000ITRZ180742709		5,563.00
	Incasare OP C.I.F.:4354540;/ROC/SALARII LUNA FEBRUARIE 2018//RFB/195;SPITAL CLINIC PNEUMO CLUJ;RO64TREZ24F660601100106X;TREZROBU REF. 000ITMV180740778		94,845.00
	Incasare OP C.I.F.:4354540;/ROC/SALARII LUNA FEBRUARIE 2018 ART 10 01 05;RFB/198SP CLINIC PNEUMFTIZIOLOGIE;RO48TREZ24F660601100105X;TREZROBU REF. 000ITMV180740799		205,452.00
	Incasare OP C.I.F.:4354540;/ROC/SALARII LUNA FEBRUARIE 2018 ART10 01 01;RFB/197SP CLINIC PNEUMFTIZIOLOGIE;RO81TREZ24F660601100101X;TREZROBU REF. 000ITMV180740804		191,732.00
	Incasare OP C.I.F.:4354540;/ROC/NORMA HRANA LUNA FENRUARIE 2018;RFB/201SPITAL CLINIC PNEUMO CLUJ;RO46TREZ24F660601100117X;TREZROBU REF. 000ITMV180740837		53,189.00
	Incasare OP C.I.F.:4354540;/ROC/SALARII LUNA FEBRUARIE 2018ART 10 01 01;SP CLINIC PNEUMFTIZIOLOGIE;RO81TREZ24F660601100101X;TREZROBU REF. 000ITRZ18074A2UK		8,583.00
	Procesare borderou Plata borderou REF. P13x008180740206	559,933.00	
15/03/2018	RULAJ ZI		
	SOLD FINAL ZI	559,933.00	559,933.00
			0.00
28/03/2018	Incasare OP C.I.F.:4354540;/ROC/BURSA REZIDENTI LUNA MARTIE 2018 ART 50 01;RFB/209SP CLINIC PNEUMFTIZIOLOGIE;RO40TREZ24F660601590100X;TREZROBU REF. 000ITMV180870076		113,771.00
	Procesare borderou Plata borderou REF. P13x003180870175	113,771.00	
28/03/2018	RULAJ ZI		
		113,771.00	113,771.00

Data	Descriere	Debit	Credit
	SOLD FINAL ZI		0.00
31/03/2018	RULAJ TOTAL CONT		
	SOLD FINAL CONT	673,704.00	673,704.00
	TOTAL DISPONIBIL		0.00
	din care		
	Fonduri proprii		0.00
	Credit neutilizat		0.00

Acest extras de cont este valabil fara semnatura si stampila, putand fi obtinut 24/7 si din aplicatiile de internet (BT24) si mobile banking (mBT24)

**SPITALUL CLINIC DE
PNEUMOPTIZIOLOGIE LEON
DANIELOO CLUJ-NAPOCA**
BP HASDEU 6 FN FN FN FN
FN CLUJ-NAPOCA FN CLUJ RO

**Client: 0W53584
CUI:4354540**

Informatii noi pentru clientii BT

Pentru clientii persoane juridice, ale caror conturi au fost deschise pana la data de 23.03.2018:
Incepand cu 25 mai 2018 se modifica Conditile Generale de Afaceri, document care guverneaza relatia de afaceri dintre banca si
clientii nostri.

Documentele sunt disponibile atat in sediile BT, cat si pe site-ul bancii: www.bancatransilvania.ro/CGA-PJ

Fondurile pe care le aveti la Banca Transilvania - sume de pana la 100.000 euro, echivalent in lei - sunt garantate de Fondul de
Garantare a Depozitelor Bancare. Mai multe informatii despre garantare si legea aferenta (Nr. 311/2015):
www.bancatransilvania.ro/garantarea-depozitelor.

EXTRAS CONT

Numarul: 3

din 01/03/2018 - 31/03/2018

CONT P13RONCRT00W5358401

**Valuta
RON**

Cont de disponibil

Extras numarul 3

Cod IBAN: RO62BTRL01301202W53584XX

Data	Descriere	Debit	Credit
	SOLD ANTERIOR		0.00
28/03/2018	Schimb valutar curs standard SPITALUL CLINIC DE PNEUMOPTIZIOLO; CURS SCHIMB: 4.603 REF. P13SVST180870001		3,434.25
	Comision plata OP REF. P13PTRZ180870155	10.00	
	Plata OP TRANSFER STUDII CLINICE PPD;4354540;4354540;367SPITALUL CLINIC DE PNEUMOPTIZIOLO;RO18TREZ21621F330800XXXX;TREZROBU REF. P13PTRZ180870155	3,424.25	
28/03/2018	RULAJ ZI	3,434.25	3,434.25
	SOLD FINAL ZI		0.00
31/03/2018	RULAJ TOTAL CONT	3,434.25	3,434.25
	SOLD FINAL CONT		0.00
	TOTAL DISPONIBIL din care		0.00
	Fonduri proprii		0.00
	Credit neutilizat		0.00

**Acest extras de cont este valabil fara semnatura si stampila, putand fi obtinut
24/7 si din aplicatiile de internet (BT24) si mobile banking (mBT24)**

SITUATIA FLUXURILOR DE TREZORERIE

la data de 31.03.2018

Cod 04

-lei-

Denumirea indicatorilor A	Cod rand B	Total 1	Casa in valuta 2	Alte disponibilitati 3
I. NUMERAR DIN ACTIVITATEA OPERATIONALA	01			
1. Incasari	02			
2. Plati	03	12,567		12,567
3. Numerar net din activitatea operationala (rd. 02- rd.03)	04	12,567		12,567
II. NUMERAR DIN ACTIVITATEA DE INVESTITII	05			
1. Incasari	06			
2. Plati	07			
3. Numerar net din activitatea de investitii (rd.06-07)	08			
III. NUMERAR DIN ACTIVITATEA DE FINANTARE	09			
1. Incasari	10			
2. Plati	11			
3. Numerar net din activitatea de finantare (rd.10-rd.11)	12			
IV. CRESTEREA (DESCRESTEREA) NETA DE NUMERAR SI ECHIVALENT DE NUMERAR (rd.04+rd.08+rd.12)	13	12,567		12,567
V. NUMERAR SI ECHIVALENT DE NUMERAR LA INCEPUTUL ANULUI	14	58,859		58,859
1.Diferente de curs favorabile	15			
2.Diferente de curs nefavorabile	16			
VI. NUMERAR SI ECHIVALENT DE NUMERAR LA FINELE PERIOADEI (rd.13+14 +15-16)	17	71,426		71,426

NOTA: Coloanale se completeaza astfel:

Col.1 TOTAL - (col.2+col.3+.....n)

Col.2 - ct. 5310402 "Casa in valuta"

Col.3 si urmatoarele - ct. de disponibilitati in lei si in valuta la unitati bancare:(5xxxxxx)

Manager

Dr. Muresan Vasile



Director Financiar Contabil


Ec.Muntean Anca Elena

SITUATIA CENTRALIZATOARE A CONTURILOR GESTIONARI LA DATA DE 12-04-2018

Titular:

2661063 SPITALUL CLINIC DE PNEUMOFIZIOLOGIE LEON DANIELLO

Org_id	Unitate	Cont	Data desch	Dobanda ir	Dobanda p Sold	Client	Calitate	Nume	Prenume	IBAN
141	CLUJ	CLUJ-25335.A01	1-Dec-00	1,85	5561,39	2664234	GESTIONAF	Homorode	Daniela	RO54RNCB0106026610630001
141	CLUJ	CLUJ-25335.A01	17-IUL-01	1,12	3360,01	2665501	GESTIONAF	Nuna	Mihaela	RO05RNCB0106026610630010
141	CLUJ	CLUJ-25335.A01	24-Feb-05	,7	2127,53	2683714	GESTIONAF	Hodrea	Valeria	RO48RNCB0106026610630012
141	CLUJ	CLUJ-25335.A01	24-Feb-05	,69	2046	2683357	GESTIONAF	Farcas	Elisabeta	RO21RNCB0106026610630013
141	CLUJ	CLUJ-25335.A01	25-Feb-09	1,09	3278,68	10792678	GESTIONAF	Buze	Adriana Nir	RO10RNCB0106026610630017
141	CLUJ	CLUJ-25335.A01	26-Feb-09	1,32	3960,43	8793107	GESTIONAF	Forna	Eniko	RO80RNCB0106026610630018
141	CLUJ	CLUJ-25335.A01	26-Feb-09	1,09	3278,63	10792681	GESTIONAF	Sipos	Mariana	RO53RNCB0106026610630019
141	CLUJ	CLUJ-25335.A01	26-Feb-09	1,16	3443,97	8725680	GESTIONAF	Useri	Maria	RO26RNCB0106026610630020
141	CLUJ	CLUJ-25335.A01	26-Feb-09	,96	2850,82	1323988	GESTIONAF	Lupea	Camelia Ali	RO96RNCB0106026610630021
141	CLUJ	CLUJ-25335.A01	26-Feb-09	1,32	3960,41	2683241	GESTIONAF	Pestean	Melania Elk	RO69RNCB0106026610630022
141	CLUJ	CLUJ-25335.A01	19-Aug-13	,54	1617,36	11505631	GESTIONAF	Corchis	Daniela Mæ	RO15RNCB0106026610630024
141	CLUJ	CLUJ-25335.A01	19-Aug-13	1,04	3081,77	13547069	GESTIONAF	Bordea	Traian	RO85RNCB0106026610630025
141	CLUJ	CLUJ-25335.A01	25-Apr-14	1,74	5250,46	2627210	GESTIONAF	Precup	Dorel	RO58RNCB0106026610630026
141	CLUJ	CLUJ-25335.A01	5-Feb-15	1,12	3348,03	10232014	GESTIONAF	Minecan	Claudia Sir	RO31RNCB0106026610630027
141	CLUJ	CLUJ-25335.A01	5-Feb-15	2,09	6311,7	14457278	GESTIONAF	Portik	Lucia-Valer	RO04RNCB0106026610630028
141	CLUJ	CLUJ-25335.A01	1-Dec-00	,69	2102,86	2664228	GESTIONAF	Molnar	Ileana	RO70RNCB0106026610630004
141	CLUJ	CLUJ-25335.A01	17-IUL-01	1,09	3278,64	2665500	GESTIONAF	Zegrean	Crina Floric	RO32RNCB0106026610630009
Total valuta ROL unitatea CLUJ CLUJ-NAPOCA				19,6	58858,69					
Total valuta ROL				19,6	58858,69					



SP CLINIC DE PNEUMFTIZIOLOGIE LEON DANIELLO -

Utilizator: Soporan Dorina

Perioada: 01.01.2018 - 31.03.2018

Tip note: Note contabile

Stare note: Validate si Nevalidate

Data tiparii: 17.04.2018

428.01.01.1 GARANTII MATERIALE

FISA DE CONT

DATA	Document		Rulaje		SOLD	Cont Correspondent	Articol Bugetar	EXPLICATII	Nota
	1	2	Debit	Credit					
	SOLD	AN			C				
	SUME	PRECED.	0.00	58.858.69	C				

Perioada : 01.01.2018 31.03.2018

- Lei noi -

SP CLINIC DE PNEUMOFIZIOLOGIE LEON DANIELLO -

Utilizator: Soporan Dorina

Perioada: 31.03.2018 - 31.03.2018

Stare note: Validate si Nevalidate

FISA DE CONT

Conturi coresp.473.01.09

Tip note: Note contabile

Data tiparii: 17.04.2018

Perioada: 31.03.2018 31.03.2018

550.01.02.01 GARANTII MATERIALE

DATA	Document		Rulaje		SOLD	Cont Correspondent	Articol Bugetar	EXPLICATII	Nota
	1	2	Debit	Credit					
31.03.2018	SUME	PRECED.	0.00	0.00	0.00				
31.03.2018	124		5,464.00		5,464.00	473.01.09	10.01.01	garantie luna ian	178
31.03.2018	123		494.00		5,958.00	473.01.09	10.01.01	garantie luna ian	178
31.03.2018	170		494.00		6,452.00	473.01.09	10.01.01	garantie luna feb	178
31.03.2018	163		6,115.00		12,567.00	473.01.09	10.01.01	garantie luna feb	178

- Lei noi -

Total rulaje perioada
Total rulaje cumulate

Debit 12,567.00
Credit 0.00
SOLD 12,567.00
D 12,567.00

CONTUL DE EXECUTIE AL INSTITUTIILOR PUBLICE - CHELTUIELI

la data de 31.03.2018

Cod 21 Capitol 6610060105 Subcapitol

Denumirea indicatorilor *)	Cod indicator	Credite de angajament	Credite bugetare		Angajamente bugetare	Angajamente legale	Plati efectuate	Angajamente legale de platit	Cheltuieli efective
			initiale	definitive					
A	B	1	2	3	4	5	6	7=5-6	8
TOTAL CHELTUIELI(SECTIUNEA DE FUNCTIONARE+SECTIUNEA DE DEZVOLTARE)			62,580,750	21,725,060	9,954,291	9,954,291	9,312,493	641,798	11,269,251
SECTIUNEA DE FUNCTIONARE (cod 01+79+85)	F		62,049,750	21,227,160	9,733,091	9,733,091	9,091,293	641,798	11,147,157
CHELTUIELI CURENTE (10+20+30+40+50+51SF+55SF+57+59)	01F		62,049,750	21,227,160	9,733,091	9,733,091	9,091,293	641,798	11,147,157
TITLUL I CHELTUIELI DE PERSONAL (cod 10.01 la 10.03)	10		50,702,440	16,747,160	7,374,487	7,374,487	7,374,487		8,724,825
Cheltuieli salariale in bani (cod 10.01.01+10.01.03 la 10.01.08 +10.01.10 la 10.01.16 +10.01.30)	1001		47,674,370	15,721,840	6,612,943	6,612,943	6,612,943		8,265,326
Salarii de baza	100101		28,576,200	9,827,930	3,890,087	3,890,087	3,890,087		5,160,441
Sporuri pentru conditii de munca	100105		13,880,710	4,433,910	1,962,059	1,962,059	1,962,059		2,200,256
Alte sporuri	100106		1,870,000	600,000	289,705	289,705	289,705		305,070
Ore suplimentare	100107		200,000	80,000	26,878	26,878	26,878		28,799
Prima de vacanta	100109		603,200						
Fond aferent platii cu ora	100111		980,000	350,000	187,634	187,634	187,634		192,723
Indemnizatii de hrana	100117		1,444,260	400,000	240,389	240,389	240,389		361,034
Alte drepturi salariale in bani	100130		120,000	30,000	16,191	16,191	16,191		17,003
Cheltuieli salariale in natura (cod 10.02.01 la 10.02.06+10.02.30)	1002		676,570	74,820	74,820	74,820	74,820		74,820
Tichete de masa	100201		74,820	74,820	74,820	74,820	74,820		74,820
Tichete de vacanta	100206		601,750						
Contributii (cod 10.03.01 la 10.03.06)	1003		2,351,500	950,500	686,724	686,724	686,724		384,679
Contributii de asigurari sociale de stat	100301		1,144,000	484,000	464,996	464,996	464,996		206,824

A	B	1	2	3	4	5	6	7=5-6	8
Contributii de asigurari de somaj	100302		20,000	20,000	8,539	8,539	8,539		
Contributii de asigurari sociale de sanatate	100303		136,000	120,000	89,634	89,634	89,634		
Contributii de asigurari pentru accidente de munca si boli profesionale	100304		5,500	5,500	4,828	4,828	4,828		
Contributii pentru concedii si indemnizatii	100306		16,000	16,000	15,264	15,264	15,264		
Contributia asiguratorie pentru munca	100307		1,005,000	305,000	103,463	103,463	103,463		
Contributii platite de angajator in numele angajatului	100308		25,000						177,855
TITLUL II BUNURI SI SERVICII (cod 20.01 la 20.06+20.09 la 20.16+20.18 la 20.25+20.27+20.30)	20		9,285,360	3,900,000	1,970,336	1,970,336	1,328,538	641,798	2,025,492
Bunuri si servicii (cod 20.01.01 la 20.01.09+20.01.30)	2001		3,783,000	1,660,000	952,698	952,698	768,168	184,530	925,033
Furnituri de birou	200101		240,000	80,000	24,855	24,855	16,240	8,615	24,554
Materiale pentru curatenie	200102		240,000	80,000	45,785	45,785	29,412	16,373	33,176
Incalzit, iluminat si forta motrica	200103		500,000	200,000	189,253	189,253	189,253		189,327
Apa, canal si salubritate	200104		105,000	40,000	23,544	23,544	23,544		23,218
Carburanti si lubrifianti	200105		28,000	10,000	3,269	3,269	1,801	1,468	2,619
Piese de schimb	200106		430,000	150,000	69,739	69,739	50,277	19,462	82,811
Transport	200107		65,000	25,000	6,023	6,023	1,863	4,160	4,745
Posta, telecomunicatii, radio, tv, internet	200108		75,000	25,000	13,387	13,387	13,387		12,997
Materiale si prestari de servicii cu caracter functional	200109		1,250,000	700,000	378,455	378,455	293,080	85,375	374,883
Alte bunuri si servicii pentru intretinere si functionare	200130		850,000	350,000	198,388	198,388	149,311	49,077	176,703
Reparatii curente	2002		370,000	200,000	17,722	17,722	14,776	2,946	15,376
Hrana (cod 20.03.01+20.03.02)	2003		650,000	300,000	117,348	117,348	76,833	40,515	121,974
Hrana pentru oameni	200301		650,000	300,000	117,348	117,348	76,833	40,515	121,974
Medicamente si materiale sanitare (cod 20.04.01 la 20.04.04)	2004		3,522,360	1,200,000	743,257	743,257	338,918	404,339	935,448
Medicamente	200401		1,542,360	450,000	303,444	303,444	183,039	120,405	417,563
Materiale sanitare	200402		580,000	250,000	135,703	135,703	98,221	37,482	144,308
Reactivi	200403		1,150,000	400,000	272,743	272,743	39,587	233,156	335,578
Dezinfectanti	200404		250,000	100,000	31,367	31,367	18,071	13,296	37,999
Bunuri de natura obiectelor de inventar (cod 20.05.01+20.05.03+20.05.30)	2005		435,000	280,000	112,227	112,227	104,555	7,672	
Uniforme si echipament	200501		15,000	15,000					
Lenjerie si accesorii de pat	200503		20,000	15,000	3,070	3,070	3,070		
Alte obiecte de inventar	200530		400,000	250,000	109,157	109,157	101,485	7,672	

A	B	1	2	3	4	5	6	7=5-6	8
Deplasari, detasari, transferari (cod 20.06.01+20.06.02)	2006		31,000	15,000	1,397	1,397	1,397		1,290
Deplasari interne, detasari, transferari	200601		31,000	15,000	1,397	1,397	1,397		1,290
Materiale de laborator	2009		90,000	35,000	3,524	3,524	1,728	1,796	4,179
Carti, publicatii si materiale documentare	2011		68,000	35,000	2,171	2,171	2,171		2,171
Pregatire profesionala	2013		35,000	15,000	1,684	1,684	1,684		1,684
Protectia muncii	2014		75,000	30,000	9,000	9,000	9,000		9,000
Alte cheltuieli (cod 20.30.01 la 20.30.04+20.30.06+20.30.07+20.30.09+20.30.30)	2030		226,000	130,000	9,308	9,308	9,308		9,337
Reclama si publicitate	203001		23,000	10,000	338	338	338		338
Prime de asigurare non-viata	203003		38,000	20,000	615	615	615		615
Alte cheltuieli cu bunuri si servicii	203030		165,000	100,000	8,355	8,355	8,355		8,384
TITLUL XI ALTE CHELTUIELI (cod 59.01+59.02+59.08+59.11+59.12+59.15+59.17+59.20+59.22+59.25+59.30+59.35)	59		2,061,950	580,000	388,268	388,268	388,268		396,840
Burse	5901		1,731,950	490,000	320,296	320,296	320,296		320,296
Sume aferente persoanelor cu handicap neincadrate	5940		330,000	90,000	67,972	67,972	67,972		76,544
SECTIUNEA DE DEZVOLTARE (cod 51+55+56+58+70+81+85)	D		531,000	497,900	221,200	221,200	221,200		122,094
CHELTUIELI DE CAPITAL (cod 71+72+75)	70		531,000	497,900	221,200	221,200	221,200		122,094
TITLUL XIII ACTIVE NEFINANCIARE (cod 71.01 + 71.03)	71		531,000	497,900	221,200	221,200	221,200		122,094
Active fixe (cod 71.01.01 la 71.01.03+71.01.30)	7101		128,800	95,700			221,200		122,094
Masini, echipamente si mijloace de transport	710102		128,800	95,700			221,200		122,094
Mobilier, aparatura biroutica si alte active corporale	710103								113,315
Reparatii capitale aferente activelor fixe	7103		402,200	402,200	221,200	221,200	221,200		8,779
A. CHELTUIELILE CURENTE (10+20+30+40+50+51+55+56+58+57+59)	01		62,049,750	21,227,160	9,733,091	9,733,091	9,091,293	641,798	11,147,157

NOTA: Sumele inscrise in col. 5 "Plati efectuate" cu semnul minus la Titlu. 35, art. 85.01 "Plati efectuate din anii precedenti si recuperate in anul curent", se inscriu si pe col. 3 "Angajamente bugetare" si col. 4 "Angajamente legale" la acelasi cod tot cu semnul minus, astfel incat in col. 6 "Angajamente legale de platit" sa nu fie raportate sume.

Manager

Dr. Muresan Vasile

Ec. Muntean Anca Elena

Director Financiar Contabil



**SP CLINIC DE
PNEUMOFIZILOGIE LEON
DANIELLO - CLUJ NAPOCA**

CONT DE EXECUTIE AL INSTITUTIEI PUBLICE - CHELTUIELI

Perioada: 01.01.2018 - 31.03.2018
 Cont disp.: Selectie multipla
 Art.bug.: Selectie multipla
 Art.bug.: 10, 10.01, 10.01.01, 10.01.02, 10.01.03, 10.01.04, 10.01.05, 10.01.06, 10.01.07, 10.01.08, 10.01.09, 10.01.11, 10.01.13, 10.01.14, 10.01.17, 10.01.30, 10.02, 10.02.01, 10.02.06, 10.03, 10.03.01, 10.03.02, 10.03.03, 10.03.04, 10.03.06, 10.03.07, 10.03.08, 20, 20.01, 20.01.01, 20.01.02, 20.01.03, 20.01.04, 20.01.05, 20.01.06, 20.01.07, 20.01.08, 20.01.09, 20.01.09.1, 20.01.09.2, 20.01.09.3, 20.01.09.4, 20.01.09.5, 20.01.09.6, 20.01.09.7, 20.01.09.9, 20.01.30, 20.02, 20.03, 20.03.01, 20.03.02, 20.04, 20.04.01, 20.04.02, 20.04.03, 20.04.04, 20.05, 20.05.01, 20.05.03, 20.05.30, 20.06, 20.06.01, 20.09, 20.11, 20.13, 20.14, 20.27, 20.30, 20.30.01, 20.30.02, 20.30.03, 20.30.04, 20.30.30, 59, 59.01, 59.01., 59.40, 70, 70.01, 70.01.01, 70.01.02, 70.01.03, 70.01.04, 70.01.30, 71, 71.01, 71.01.01, 71.01.02, 71.01.01, 71.01.02, 71.01.03

Cont disp.: 770, 770.00, 770.00.00, 770.00.00.001, 770.00.00.005, 770.00.00.006

- Lei noi -

Nr rd	Denumirea indicatorilor	Cod	Credite bugetare		Angajamente bugetare	Angajamente legale	Plati efectuate	Angajamente legale de platit	Cheltuieli efective
			anuale	trimestriale cumulate					
A	B	C	1	2	3	4	5	6=4-5	7
1.	TITLUL I CHELTUIELI DE PERSONAL	10	16,747,160.00	16,747,160.00	7,374,487.00	7,374,487.00	7,374,487.00	0.00	8,724,825.00
2.	CHELTUIELI SALARIALE IN BANI	10.01	15,721,840.00	15,721,840.00	6,612,943.00	6,612,943.00	6,612,943.00	0.00	8,265,326.00
3.	SALARII DE BAZA	10.01.01	9,827,930.00	9,827,930.00	3,890,087.00	3,890,087.00	3,890,087.00	0.00	5,160,441.00
4.	SPORURI PENTRU CONDITII DE MUNCA	10.01.05	4,433,910.00	4,433,910.00	1,962,059.00	1,962,059.00	1,962,059.00	0.00	2,200,256.00
5.	ALTE SPORURI	10.01.06	600,000.00	600,000.00	289,705.00	289,705.00	289,705.00	0.00	305,070.00
6.	ORE SUPLEMENTARE	10.01.07	80,000.00	80,000.00	26,878.00	26,878.00	26,878.00	0.00	28,799.00
7.	PLATA CU ORA	10.01.11	350,000.00	350,000.00	187,634.00	187,634.00	187,634.00	0.00	192,723.00
8.	INDEMNIZATIE DE HRANA	10.01.17	400,000.00	400,000.00	240,389.00	240,389.00	240,389.00	0.00	361,034.00
9.	ALTE DREPTURI SALARIALE IN BANI	10.01.30	30,000.00	30,000.00	16,191.00	16,191.00	16,191.00	0.00	17,003.00
10.	TICHETE DE MASA	10.02	74,820.00	74,820.00	74,820.00	74,820.00	74,820.00	0.00	74,820.00
11.	TICHETE DE MASA	10.02.01	74,820.00	74,820.00	74,820.00	74,820.00	74,820.00	0.00	74,820.00
12.	CONTRIBUTII	10.03	950,500.00	950,500.00	686,724.00	686,724.00	686,724.00	0.00	384,679.00
13.	CONTRIBUTII DE ASIGURARI SOCIALE DE STAT	10.03.01	484,000.00	484,000.00	464,996.00	464,996.00	464,996.00	0.00	206,824.00
14.	CONTRIBUTII DE ASIGURARI DE SOMAJ	10.03.02	20,000.00	20,000.00	8,539.00	8,539.00	8,539.00	0.00	0.00
15.	CONTRIBUTII DE ASIGURARI SOCIALE DE SANATATE	10.03.03	120,000.00	120,000.00	89,634.00	89,634.00	89,634.00	0.00	0.00
16.	ACCIDENTE DE MUNCA SI BOLI PROFESIONALE	10.03.04	5,500.00	5,500.00	4,828.00	4,828.00	4,828.00	0.00	0.00
17.	CONTRIBUTIE ANGAJATOR PT INDEMNIZATII SI CONCEDII	10.03.06	16,000.00	16,000.00	15,264.00	15,264.00	15,264.00	0.00	0.00
18.	FOND GARANTARE PLATA SALARII	10.03.07	305,000.00	305,000.00	103,463.00	103,463.00	103,463.00	0.00	177,855.00
19.	TITLUL II BUNURI SI SERVICII	20	3,900,000.00	3,900,000.00	1,970,335.99	1,970,335.99	1,328,538.27	641,797.72	2,025,492.41

**SP CLINIC DE
PNEUMOFIZIOLOGIE LEON
DANIELLO - CLUJ NAPOCA**

CONT DE EXECUTIE AL INSTITUTIEI PUBLICE - CHELTUIELI

Perioada: 01.01.2018 - 31.03.2018

Art.bug.: Selectie multipla

Cont disp.: Selectie multipla

Art.bug.:10,10.01,10.01.01,10.01.02,10.01.03,10.01.04,10.01.05,10.01.06,10.01.07,10.01.08,10.01.09,10.01.11,10.01.13,10.01.14,
10.01.17,10.01.30,10.02,10.02.01,10.02.06,10.03,10.03.01,10.03.02,10.03.03,10.03.03.1,10.03.03.2,10.03.04,10.03.06,10.03.07,10
.03.08,20,20.01,20.01.01,20.01.02,20.01.03,20.01.04,20.01.05,20.01.06,20.01.07,20.01.08,20.01.09,20.01.09.1,20.01.09.2,20.01.0
9.3,20.01.09.4,20.01.09.5,20.01.09.6,20.01.09.7,20.01.09.9,20.01.30,20.02,20.03,20.03.01,20.03.02,20.04,20.04.01,20.04.02,20.0
4.03,20.04.04,20.05,20.05.01,20.05.03,20.05.30,20.06,20.06.01,20.09,20.11,20.13,20.14,20.27,20.30,20.30.01,20.30.02,20.30.03,2
0.30.04,20.30.30,59.59.01,59.59.01.,59.40,70,70.01,70.01.01,70.01.02,70.01.03,70.01.04,70.01.30,71,71.01,71.01.01,71.01.02,71.01.
03,71.01.04,71.01.30,71.03

Cont disp.:770,770.00,770.00.00,770.00.00.001,770.00.00.005,770.00.00.006

- Lei noi -

Nr rd	Denumirea indicatorilor	Cod	Credite bugetare		Angajamente bugetare	Angajamente legale	Plati efectuate	Angajamente legale de platit	Cheltuieli efective
			anuale	trimestriale cumulate					
A	B	C	1	2	3	4	5	6=4-5	7
20.	BUNURI SISERVICII	20.01	1,660,000.00	1,660,000.00	952,698.24	952,698.24	768,168.25	184,529.99	925,032.84
21.	FURNITURIDE BIROU	20.01.01	80,000.00	80,000.00	24,854.69	24,854.69	16,239.72	8,614.97	24,553.62
22.	MATERIALE PENTRU CURATENIE	20.01.02	80,000.00	80,000.00	45,785.17	45,785.17	29,412.23	16,372.94	33,176.04
23.	ÎNCALZII, ILUMINAT SI FORTA MOTRICA	20.01.03	200,000.00	200,000.00	189,252.83	189,252.83	189,252.83	0.00	189,327.05
24.	APA, CANAL SI SALUBRITATE	20.01.04	40,000.00	40,000.00	23,544.27	23,544.27	23,544.27	0.00	23,218.45
25.	CARBURANTI LUBRIFIANTI	20.01.05	10,000.00	10,000.00	3,269.45	3,269.45	1,800.76	1,468.69	2,618.73
26.	PIESE DE SCHIMB	20.01.06	150,000.00	150,000.00	69,738.88	69,738.88	50,277.50	19,461.38	82,810.97
27.	TRANSPORT	20.01.07	25,000.00	25,000.00	6,022.50	6,022.50	1,862.50	4,160.00	4,745.56
28.	POSTA, TELECOMUNICATII, RADIO, TV, INTERNET	20.01.08	25,000.00	25,000.00	13,386.98	13,386.98	13,386.98	0.00	12,996.78
29.	MATERIALE SI PRESTARI DE SERVICII CU CARACTER FUNC	20.01.09	700,000.00	700,000.00	378,455.18	378,455.18	293,080.17	85,375.01	374,882.64
30.	INTRETINERE, REPARARE MILOACE TRANSPORT	20.01.09.1	34.00	34.00	33.01	33.01	33.01	0.00	33.01
31.	PROCURARE,TIPARIRE IMPRIMATE MEDICALE	20.01.09.2	9,986.00	9,986.00	9,985.31	9,985.31	4,530.35	5,454.96	6,462.96
32.	MATERIALE PT. DEZINSECTIE, DERATIZARE	20.01.09.3	336.00	336.00	335.39	335.39	309.40	25.99	320.90
33.	CHELT. PRESTARI SERVICII(ASCUTIT BISTURIE, ETC)	20.01.09.6	238.00	238.00	238.00	238.00	238.00	0.00	202.30
34.	ALTE BUNURI SI SERVICII PENTRU ÎNȚETINERE SI FUNC	20.01.30	350,000.00	350,000.00	198,388.29	198,388.29	149,311.29	49,077.00	176,703.00
35.	REPARATII CURENTE	20.02	200,000.00	200,000.00	17,722.38	17,722.38	14,775.49	2,946.89	15,376.55
36.	HRANA	20.03	300,000.00	300,000.00	117,348.00	117,348.00	76,832.65	40,515.35	121,973.87
37.	HRANA PENTRU OAMENI	20.03.01	300,000.00	300,000.00	117,348.00	117,348.00	76,832.65	40,515.35	121,973.87

**SP CLINIC DE
PNEUMOFIZIOLOGIE LEON
DANIELLO - CLUJ NAPOCA**

CONT DE EXECUTIE AL INSTITUTIEI PUBLICE - CHELTUIELI

Perioada: 01.01.2018 - 31.03.2018 Art.bug.: Selectie multipla
 Cont disp.: Selectie multipla
 Art.bug.:10,10.01,10.01.01,10.01.02,10.01.03,10.01.04,10.01.05,10.01.06,10.01.07,10.01.08,10.01.09,10.01.11,10.01.13,10.01.14,
 10.01.17,10.01.30,10.02,10.02.01,10.02.06,10.03,10.03.01,10.03.02,10.03.03,10.03.04,10.03.06,10.03.07,10
 .03.08,20,20.01,20.01.01,20.01.02,20.01.03,20.01.04,20.01.05,20.01.06,20.01.07,20.01.08,20.01.09,20.01.09.1,20.01.09.2,20.01.0
 9.3,20.01.09.4,20.01.09.5,20.01.09.6,20.01.09.7,20.01.09.9,20.01.30,20.02,20.03,20.03.01,20.03.02,20.04,20.04.01,20.04.02,20.0
 4.03,20.04.04,20.05,20.05.01,20.05.03,20.05.30,20.06,20.06.01,20.09,20.11,20.13,20.14,20.27,20.30,20.30.01,20.30.02,20.30.03,2
 0.30.04,20.30.30,59,59.01,59.01.,59.40,70,70.01,70.01.01,70.01.02,70.01.03,70.01.04,70.01.30,71,71.01,71.01.01,71.01.02,71.01.0
 03,71.01.04,71.01.30,71.03

Cont disp.:770,770.00,770.00.00,770.00.00.001,770.00.00.005,770.00.00.006

- Lei noi -

Nr rd	Denumirea indicatorilor	Cod	Credite bugetare		Angajamente bugetare	Angajamente legale	Plati efectuate	Angajamente legale de platit	Cheltuieli efective
			anuale	trimestriale cumulate					
A	B	C	1	2	3	4	5	6=4-5	7
38.	MEDICAMENTE SI MATERIALE SANITARE	20.04	1,200,000.00	1,200,000.00	743,256.28	743,256.28	338,918.50	404,337.78	935,448.35
39.	MEDICAMENTE	20.04.01	450,000.00	450,000.00	303,443.62	303,443.62	183,039.32	120,404.30	417,562.67
40.	MATERIALE SANITARE	20.04.02	250,000.00	250,000.00	135,703.06	135,703.06	98,221.01	37,482.05	144,308.38
41.	REACTIVI	20.04.03	400,000.00	400,000.00	272,742.69	272,742.69	39,587.13	233,155.56	335,578.58
42.	DEZINFECTANTI	20.04.04	100,000.00	100,000.00	31,366.91	31,366.91	18,071.04	13,295.87	37,998.72
43.	BUNURI DE NATURA OBIECTELOR DE INVENTAR	20.05	280,000.00	280,000.00	112,227.66	112,227.66	104,555.66	7,672.00	0.01
44.	UNIFORME SI ECHIPAMENT	20.05.01	15,000.00	15,000.00	0.00	0.00	0.00	0.00	0.00
45.	LENJERIE SI ACCESORII DE PAT	20.05.03	15,000.00	15,000.00	3,070.20	3,070.20	3,070.20	0.00	0.00
46.	ALTE OBIECTE DE INVENTAR	20.05.30	250,000.00	250,000.00	109,157.46	109,157.46	101,485.46	7,672.00	0.01
47.	DEPLASARI	20.06	15,000.00	15,000.00	1,397.00	1,397.00	1,397.00	0.00	1,290.00
48.	DEPLASARI IN TARA	20.06.01	15,000.00	15,000.00	1,397.00	1,397.00	1,397.00	0.00	1,290.00
49.	MATERIALE DE LABORATOR	20.09	35,000.00	35,000.00	3,523.93	3,523.93	1,728.22	1,795.71	4,179.62
50.	CARTI, PUBLICATII SI MATERIALE DOCUMENTARE	20.11	35,000.00	35,000.00	2,171.00	2,171.00	2,171.00	0.00	2,171.00
51.	PREGATIRE PROFESIONALA	20.13	15,000.00	15,000.00	1,683.50	1,683.50	1,683.50	0.00	1,683.50
52.	PROTECTIA MUNCHI	20.14	30,000.00	30,000.00	9,000.00	9,000.00	9,000.00	0.00	9,000.00
53.	ALTE CHELTUIELI	20.30	130,000.00	130,000.00	9,308.00	9,308.00	9,308.00	0.00	9,336.67
54.	RECLAMA SI PUBLICITATE	20.30.01	10,000.00	10,000.00	338.00	338.00	338.00	0.00	338.00
55.	PRIME DE ASIGURARE NON-VIATA	20.30.03	20,000.00	20,000.00	615.00	615.00	615.00	0.00	614.71
56.	ALTE CHELTUIELI CU BUNURI SI SERVICII	20.30.30	100,000.00	100,000.00	8,355.00	8,355.00	8,355.00	0.00	8,383.96
57.	ALTE CHELTUIELI	59	580,000.00	580,000.00	388,268.00	388,268.00	388,268.00	0.00	396,840.00

**SP CLINIC DE
PNEUMOTIZIOLOGIE LEON
DANIELLO - CLUJ NAPOCA**

CONT DE EXECUTIE AL INSTITUTIEI PUBLICE - CHELTUIELI

Perioada: 01.01.2018 - 31.03.2018 Art.bug.: Selectie multipla
 Cont disp.: Selectie multipla
 Art.bug.:10,10.01,10.01.01,10.01.02,10.01.03,10.01.04,10.01.05,10.01.06,10.01.07,10.01.08,10.01.09,10.01.11,10.01.13,10.01.14,
 10.01.17,10.01.30,10.02,10.02.01,10.02.06,10.03,10.03.01,10.03.02,10.03.03,10.03.04,10.03.06,10.03.07,10
 .03.08,20,20.01,20.01.01,20.01.02,20.01.03,20.01.04,20.01.05,20.01.06,20.01.07,20.01.08,20.01.09,20.01.09.1,20.01.09.2,20.01.0
 9.3,20.01.09.4,20.01.09.5,20.01.09.6,20.01.09.7,20.01.09.9,20.01.30,20.02,20.03,20.03.01,20.03.02,20.04,20.04.01,20.04.02,20.0
 4.03,20.04.04,20.05,20.05.01,20.05.03,20.05.30,20.06,20.06.01,20.09,20.11,20.13,20.14,20.27,20.30,20.30.01,20.30.02,20.30.03,2
 0.30.04,20.30.59,59.01,59.01,59.40,70,70.01,70.01.01,70.01.02,70.01.03,70.01.04,70.01.30,71,71.01,71.01.01,71.01.02,71.01.01.
 03,71.01.04,71.01.30,71.03

Cont disp.:770,770.00,770.00.00,770.00.00.001,770.00.00.0005,770.00.00.0006

- Lei noi -

Nr rd	Denumirea indicatorilor	Cod	Credite bugetare		Angajamente bugetare	Angajamente legale	Plati efectuate	Angajamente legale de platit	Cheltuieli efective
			anuale	trimestriale cumulate					
A	B	C	1	2	3	4	5	6=4-5	7
58.	ALTE CHELTUIELI	59.01	490,000.00	490,000.00	320,296.00	320,296.00	320,296.00	0.00	320,296.00
59.	FOND DE HANDICAP	59.40	90,000.00	90,000.00	67,972.00	67,972.00	67,972.00	0.00	76,544.00
60.	TITLUL X ACTIVE NEFINANCIARE	71	497,900.00	497,900.00	221,199.69	221,199.69	221,199.69	0.00	122,093.90
61.	ACTIVE FIXE (INCLUSIV REPARATII CAPITALE)	71.01	95,700.00	95,700.00	0.00	0.00	0.00	0.00	122,093.90
62.	INSTALATII TEHNICE, NIJLOACE TRANSPORT, ANIMALE	71.01.02	95,700.00	95,700.00	0.00	0.00	0.00	0.00	113,314.50
63.	MOBILIER, APARTATURA BIROTICA SI ALTE VALORI	71.01.03	0.00	0.00	0.00	0.00	0.00	0.00	8,779.40
64.	REPARATII CAPITALE AFERENTE ACTIVELOR FIXE	71.03	402,200.00	402,200.00	221,199.69	221,199.69	221,199.69	0.00	0.00
Total			21,725,060.00	21,725,060.00	9,954,290.68	9,954,290.68	9,312,492.96	641,797.72	11,269,251.31

MANAGER
DR. MURESAN VASILE



DIRECTOR FINANCIAR CONTABIL
EC. ANCA ELENA MUNTEAN

[Handwritten signature]

**SP CLINIC DE
PNEUMOFIZIOLOGIE LEON
DANIELLO - CLUJ NAPOCA**

CONT DE EXECUTIE AL INSTITUTIEI PUBLICE - CHELTUIELI

Perioada: 01.01.2018 - 31.12.2018

Art.bug.: Selectie multipla

Cont disp.: Selectie multipla

Art.bug.:10,10.01,10.01.01,10.01.02,10.01.03,10.01.04,10.01.05,10.01.06,10.01.07,10.01.08,10.01.09,10.01.11,10.01.13,10.01.14,
10.01.17,10.01.30,10.02,10.02.01,10.02.06,10.03,10.03.01,10.03.02,10.03.03,10.03.03.1,10.03.03.2,10.03.04,10.03.06,10.03.07,10
.03.08,20,20.01,20.01.01,20.01.02,20.01.03,20.01.04,20.01.05,20.01.06,20.01.07,20.01.08,20.01.09,20.01.09.1,20.01.09.2,20.01.0
9.3,20.01.09.4,20.01.09.5,20.01.09.6,20.01.09.7,20.01.09.9,20.01.30,20.02,20.03,20.03.01,20.03.02,20.04,20.04.01,20.04.02,20.0
4.03,20.04.04,20.05,20.05.01,20.05.03,20.05.30,20.06,20.06.01,20.09,20.11,20.13,20.14,20.27,20.30,20.30.01,20.30.02,20.30.03,2
0.30.04,20.30.30,59,59.01,59.01.,59.40,70,70.01,70.01.01,70.01.02,70.01.03,70.01.04,70.01.30,71,71.01,71.01.01,71.01.02,71.01.01.
03,71.01.04,71.01.30,71.03

Cont disp.:770,770.00,770.00.00,770.00.00.001,770.00.00.005,770.00.00.006

- Lei noi -

Nr rd	Denumirea indicatorilor	Cod	Credite bugetare		Angajamente bugetare	Angajamente legale	Plati efectuate	Angajamente legale de platit	Cheltuieli efective
			anuale	trimestriale cumulate					
A	B	C	1	2	3	4	5	6=4-5	7
1.	TITLUL I CHELTUIELI DE PERSONAL	10	50,702,440.00	50,702,440.00	7,374,487.00	7,374,487.00	7,374,487.00	0.00	8,724,825.00
2.	CHELTUIELI SALARIALE IN BANI	10.01	47,674,370.00	47,674,370.00	6,612,943.00	6,612,943.00	6,612,943.00	0.00	8,265,326.00
3.	SALARII DE BAZA	10.01.01	28,576,200.00	28,576,200.00	3,890,087.00	3,890,087.00	3,890,087.00	0.00	5,160,441.00
4.	SPORURI PENTRU CONDITII DE MUNCA	10.01.05	13,880,710.00	13,880,710.00	1,962,059.00	1,962,059.00	1,962,059.00	0.00	2,200,256.00
5.	ALTE SPORURI	10.01.06	1,870,000.00	1,870,000.00	289,705.00	289,705.00	289,705.00	0.00	305,070.00
6.	ORE SUPLEMENTARE	10.01.07	200,000.00	200,000.00	26,878.00	26,878.00	26,878.00	0.00	28,799.00
7.	PRIMA DE VACANTA	10.01.09	603,200.00	603,200.00	0.00	0.00	0.00	0.00	0.00
8.	PLATA CU ORA	10.01.11	980,000.00	980,000.00	187,634.00	187,634.00	187,634.00	0.00	192,723.00
9.	INDEMNIZATIE DE HRANA	10.01.17	1,444,260.00	1,444,260.00	240,389.00	240,389.00	240,389.00	0.00	361,034.00
10.	ALTE DREPTURI SALARIALE IN BANI	10.01.30	120,000.00	120,000.00	16,191.00	16,191.00	16,191.00	0.00	17,003.00
11.	TICHETE DE MASA	10.02	676,570.00	676,570.00	74,820.00	74,820.00	74,820.00	0.00	74,820.00
12.	TICHETE DE MASA	10.02.01	74,820.00	74,820.00	74,820.00	74,820.00	74,820.00	0.00	74,820.00
13.	VOUHERE DE VSACANTA	10.02.06	601,750.00	601,750.00	0.00	0.00	0.00	0.00	0.00
14.	CONTRIBUTII	10.03	2,351,500.00	2,351,500.00	686,724.00	686,724.00	686,724.00	0.00	384,679.00
15.	CONTRIBUTII DE ASIGURARI SOCIALE DE STAT	10.03.01	1,144,000.00	1,144,000.00	464,996.00	464,996.00	464,996.00	0.00	206,824.00
16.	CONTRIBUTII DE ASIGURARI DE SOMAJ	10.03.02	20,000.00	20,000.00	8,539.00	8,539.00	8,539.00	0.00	0.00
17.	CONTRIBUTII DE ASIGURARI SOCIALE DE SANATATE	10.03.03	136,000.00	136,000.00	89,634.00	89,634.00	89,634.00	0.00	0.00
18.	ACCIDENTE DE MUNCA SI BOLI PROFESIONALE	10.03.04	5,500.00	5,500.00	4,828.00	4,828.00	4,828.00	0.00	0.00
19.	CONTRIBUTIE ANGAJATOR PT INDEMNIZATII SI CONCEDII	10.03.06	16,000.00	16,000.00	15,264.00	15,264.00	15,264.00	0.00	0.00

**SP CLINIC DE
PNEUMOFIZIOLOGIE LEON
DANIELLO - CLUJ NAPOCA**

CONT DE EXECUTIE AL INSTITUTIEI PUBLICE - CHELTUIELI

Perioada: 01.01.2018 - 31.12.2018
 Art.bug.: Selectie multipla Cont disp.: Selectie multipla
 Art.bug.:10,10.01,10.01.01,10.01.02,10.01.03,10.01.04,10.01.05,10.01.06,10.01.07,10.01.08,10.01.09,10.01.10,10.01.11,10.01.13,10.01.14,
 10.01.17,10.01.30,10.02,10.02.01,10.02.06,10.03,10.03.01,10.03.02,10.03.03,10.03.04,10.03.05,10.03.06,10.03.07,10
 .03.08,20,20.01,20.01.01,20.01.02,20.01.03,20.01.04,20.01.05,20.01.06,20.01.07,20.01.08,20.01.09,20.01.09.1,20.01.09.2,20.01.0
 9.3,20.01.09.4,20.01.09.5,20.01.09.6,20.01.09.7,20.01.09.9,20.01.30,20.02,20.03,20.03.01,20.03.02,20.04,20.04.01,20.04.02,20.0
 4.03,20.04.04,20.05,20.05.01,20.05.03,20.05.30,20.06,20.06.01,20.09,20.11,20.13,20.14,20.27,20.30,20.30.01,20.30.02,20.30.03,2
 0.30.04,20.30.30,59,59.01,59.01.1,59.40,70,70.01,70.01.01,70.01.02,70.01.03,70.01.04,70.01.30,71,71.01,71.01.01,71.01.02,71.01.01.
 03,71.01.04,71.01.30,71.03

Cont disp.:770,770.00,770.00.00,770.00.00.001,770.00.00.005,770.00.00.006

Nr rd	Denumirea indicatorilor	Cod	Credite bugetare		Angajamente bugetare	Angajamente legale	Plati efectuate	Angajamente legale de platit	Cheltuieli efective
			anuale	trimestriale cumulate					
A	B	C	1	2	3	4	5	6=4-5	7
38.	REPARATII CURENTE	20.02	370,000.00	370,000.00	18,067.85	18,067.85	17,340.40	727.45	19,209.12
39.	HRANA	20.03	650,000.00	650,000.00	131,052.41	131,052.41	90,553.96	40,498.45	121,976.62
40.	HRANA PENTRU OAMENI	20.03.01	650,000.00	650,000.00	131,052.41	131,052.41	90,553.96	40,498.45	121,976.62
41.	MEDICAMENTE SI MATERIALE SANITARE	20.04	3,522,360.00	3,522,360.00	811,189.57	811,189.57	346,663.04	464,526.53	936,136.26
42.	MEDICAMENTE	20.04.01	1,542,360.00	1,542,360.00	304,068.84	304,068.84	183,039.32	121,029.52	417,562.67
43.	MATERIALE SANITARE	20.04.02	580,000.00	580,000.00	157,372.96	157,372.96	98,221.01	59,151.95	144,851.11
44.	REACTIVI	20.04.03	1,150,000.00	1,150,000.00	308,503.86	308,503.86	47,331.67	261,172.19	335,578.58
45.	DEZINFECTANTI	20.04.04	250,000.00	250,000.00	41,243.91	41,243.91	18,071.04	23,172.87	38,143.90
46.	BUNURI DE NATURA OBIECTELOR DE INVENTAR	20.05	435,000.00	435,000.00	112,227.66	112,227.66	105,276.87	6,950.79	70,629.51
47.	UNIFORME SI ECHIPAMENT	20.05.01	15,000.00	15,000.00	0.00	0.00	0.00	0.00	0.00
48.	LENJERIE SI ACCESORII DE PAT	20.05.03	20,000.00	20,000.00	3,070.20	3,070.20	3,070.20	0.00	15,767.24
49.	ALTE OBIECTE DE INVENTAR	20.05.30	400,000.00	400,000.00	109,157.46	109,157.46	102,206.67	6,950.79	54,862.27
50.	DEPLASARI	20.06	31,000.00	31,000.00	1,421.00	1,421.00	1,397.00	24.00	1,314.00
51.	DEPLASARI IN TARA	20.06.01	31,000.00	31,000.00	1,421.00	1,421.00	1,397.00	24.00	1,314.00
52.	MATERIALE DE LABORATOR	20.09	90,000.00	90,000.00	3,523.93	3,523.93	1,728.22	1,795.71	4,179.62
53.	CARTI, PUBLICATII SI MATERIALE DOCUMENTARE	20.11	68,000.00	68,000.00	2,461.00	2,461.00	2,461.00	0.00	2,461.00
54.	PREGATIRE PROFESIONALA	20.13	35,000.00	35,000.00	1,683.50	1,683.50	1,683.50	0.00	1,683.50
55.	PROTECTIA MUNCII	20.14	75,000.00	75,000.00	12,000.00	12,000.00	12,000.00	0.00	12,000.00
56.	ALTE CHELTUIELI	20.30	226,000.00	226,000.00	9,508.00	9,508.00	9,508.00	0.00	9,536.67
57.	RECLAMA SI PUBLICITATE	20.30.01	23,000.00	23,000.00	338.00	338.00	338.00	0.00	338.00

- Lei noi -

**CONTUL DE EXECUTIE
A BUGETULUI INSTITUTIILOR PUBLICE SI ACTIVITATILOR FINANTATE INTEGRAL SAU PARTIAL DIN VENITURI PROPRII (DE SUBORDONARE LOCALA) -CHELTUIELI**

la data de 31.03.2018

Cod 21

Denumirea indicatorilor *)	Cod indicator	Credite de angajament	Credite bugetare		Angajamente bugetare	Angajamente legale	Plati efectuate	Angajamente legale de platit	Cheituieli efective
			initiale	definitive					
A	B	1	2	3	4	5	6	7=5-6	8
TOTAL CHELTUIELI - SECTIUNEA DE FUNCTIONARE + SECTIUNEA DE DEZVOLTARE (cod 50.10+59.10+63.10+70.10+74.10+79.10)	4910		62,580,750	21,725,060	9,954,291	9,954,291	9,312,493	641,798	11,269,251
Partea III-a CHELTUIELI SOCIAL-CULTURALE (cod 65.10+66.10+67.10+68.10)	6310		62,580,750	21,725,060	9,954,291	9,954,291	9,312,493	641,798	11,269,251
Sanatate (66.10.06+66.10.08+66.10.50)	6610		62,580,750	21,725,060	9,954,291	9,954,291	9,312,493	641,798	11,269,251
Servicii medicale in unitati sanitare cu paturi (cod 66.10.06.01+66.10.06.03)	661006		62,580,750	21,725,060	9,954,291	9,954,291	9,312,493	641,798	11,269,251
Spitale generale	66100601		62,580,750	21,725,060	9,954,291	9,954,291	9,312,493	641,798	11,269,251
CHELTUIELILE SECTIUNII DE FUNCTIONARE (cod 50.10+59.10+63.10+70.10+74.10+79.10)	4910		62,580,750	21,725,060	9,954,291	9,954,291	9,312,493	641,798	11,269,251
Partea III-a CHELTUIELI SOCIAL-CULTURALE (cod 65.10+66.10+67.10+68.10)	6310		62,580,750	21,725,060	9,954,291	9,954,291	9,312,493	641,798	11,269,251
Sanatate (66.10.06+66.10.08+66.10.50)	6610		62,580,750	21,725,060	9,954,291	9,954,291	9,312,493	641,798	11,269,251
Servicii medicale in unitati cu paturi (cod 66.10.06.01+66.10.06.03)	661006		62,580,750	21,725,060	9,954,291	9,954,291	9,312,493	641,798	11,269,251
Spitale generale	66100601		62,580,750	21,725,060	9,954,291	9,954,291	9,312,493	641,798	11,269,251

Nota: Se detaliaza pe structura clasificatiei economice (Anexa 7)

Manager

Dr. Muresan Vasile



Director Financiar Contabil

Ec. Muntean Anca Elena

CONTUL DE EXECUTIE

A BUGETULUI INSTITUTIILOR PUBLICE SI ACTIVITATILOR FINANTATE INTEGRAL SAU PARTIAL DIN VENITURI PROPRII (DE SUBORDONARE LOCALA) -VENITURI

la data de 31.03.2018

Cod 20

Denumirea indicatorilor	Cod indicator	Prevederi bugetare		Drepturi constatate			Incasari realizate	Stingeri pe alte cai decat incasari	Drepturi constatate de incasat	
		initiale	definitive	Total, din care:	din anii precedenti					din anul curent
					4	5				
A	B	1	2	3=4+5	4	5	6	7	8=3-6-7	
TOTAL VENITURI (cod 00.02+00.15+00.16+00.17+45.10+48.10)	000110	60,400,560	12,653,500	9,736,871		9,736,871	9,736,871			
I. VENITURI CURENTE (cod 00.03+00.12)	0002	51,113,060	10,171,000	7,249,283		7,249,283	7,249,283			
C. VENITURI NEFISCALE (cod 00.13+00.14)	2900	51,113,060	10,171,000	7,249,283		7,249,283	7,249,283			
C1. VENITURI DIN PROPRIETATE (cod 30.10+31.10)	3000	3,800	1,000	405		405	405			
Venituri din proprietate (cod 30.10.05+30.10.09+30.10.50)	3010	3,800	1,000	405		405	405			
Venituri din concesiuni si inchirieri (cod 30.10.05.30)	301005	3,800	1,000	405		405	405			
Alte venituri din concesiuni si inchirieri de catre institutiile publice	30100530	3,800	1,000	405		405	405			
C2. VANZARI DE BUNURI SI SERVICII (cod 33.10+34.10+35.10+36.10+37.10)	3300	51,109,260	10,170,000	7,248,878		7,248,878	7,248,878			
Venituri din prestari de servicii si alte activitati (cod 33.10.05+33.10.08+33.10.09+33.10.13+ 33.10.14+ 33.10.16+33.10.17+33.10.19 la 33.10.21+33.10.30 la 33.10.32+33.10.50)	3310	51,031,260	10,150,000	7,240,313		7,240,313	7,240,313			
Venituri din prestari de servicii	331008	1,479,460	390,000	193,740		193,740	193,740			
Venituri din contractele incheiate cu casele de asigurari sociale de sanatate	331021	24,800,000	4,300,000	3,996,688		3,996,688	3,996,688			
Venituri din contractele incheiate cu directiile de sanatate publica din sume alocate de la bugetul de stat	331030	23,600,000	5,200,000	3,048,169		3,048,169	3,048,169			
Venituri din contractele incheiate cu directiile de sanatate publica din sume alocate din veniturile proprii ale Ministerului Sanatatii	331031	1,151,800	260,000	1,716		1,716	1,716			
Diverse venituri (cod 36.10.04+36.10.32+36.10.50)	3610	18,000	5,000	3,565		3,565	3,565			
Alte venituri	361050	18,000	5,000	3,565		3,565	3,565			

A	B	1	2	3=4+5	4	5	6	7	8=3-6-7
Transferuri voluntare, altele decat subventiile (cod 37.10.01+37.10.03+37.10.04+37.10.50)	3710	60,000	15,000	5,000		5,000	5,000		
Donatii si sponsorizari	371001	60,000	15,000	5,000		5,000	5,000		
Varsaminte din sectiunea de functionare pentru finantarea sectiunii de dezvoltare a bugetului local (cu semnul minus)	371003			-200,000		-200,000	-200,000		
Varsaminte din sectiunea de functionare	371004			200,000		200,000	200,000		
II.VENITURI DIN CAPITAL (cod 39.10)	0015	6,500	1,500	27		27	27		
Venituri din valorificarea unor bunuri (cod 39.10.01+39.10.50)	3910	6,500	1,500	27		27	27		
Alte venituri din valorificarea unor bunuri	391050	6,500	1,500	27		27	27		
III.OPERA?IUNI FINANCIARE (cod 40.10+41.10)	0016			300,000		300,000	300,000		
Alte operatiuni financiare(cod 41.10.06 + 41.10.11)	4110			300,000		300,000	300,000		
Sume din excedentul anului precedent pentru acoperirea golurilor temporare de casa	411008			300,000		300,000	300,000		
IV. SUBVENTII (cod 00.18)	4100	9,281,000	2,481,000	2,187,561		2,187,561	2,187,561		
SUBVENTII DE LA ALTE NIVELE ALE ADMINISTRATIEI PUBLICE (cod 42.10+43.10)	0018	181,000	181,000	22,649		22,649	22,649		
Subventii de la alte administratii (cod 43.10.09+43.10.10+43.10.14 la 43.10.17+43.10.19 + 43.10.25 la 43.10.27+43.10.31+43.10.32+43.10.33+43.10.35)	4310	9,281,000	2,481,000	2,187,561		2,187,561	2,187,561		
Subventii din bugetele locale pentru finantarea cheltuielilor de capital in domeniul sanatatii	431014	181,000	181,000	22,649		22,649	22,649		
Subventii din bugetul Fondului national unic de asigurari sociale de sanatate pentru acoperirea cresterilor salariale	431033	9,100,000	2,300,000	2,164,912		2,164,912	2,164,912		
VENITURILE SECTIUNII DE FUNCTIONARE (cod 00.02+00.16+00.17) - TOTAL	000110	60,213,060	12,471,000	9,514,195		9,514,195	9,514,195		
I. VENITURI CURENTE (cod 00.03+00.12)	0002	51,113,060	10,171,000	7,049,283		7,049,283	7,049,283		
C. VENITURI NEFISCALE (cod 00.13+00.14)	2900	51,113,060	10,171,000	7,049,283		7,049,283	7,049,283		
C1. VENITURI DIN PROPRIETATE (cod 30.10 +31.10)	3000	3,800	1,000	405		405	405		
Venituri din proprietate (cod 30.10.05+30.10.08+30.10.09+30.10.50)	3010	3,800	1,000	405		405	405		
Venituri din concesiuni si inchirieri (cod 30.10.05.30)	301005	3,800	1,000	405		405	405		
Alte venituri din concesiuni si inchirieri de catre institutiile publice	30100530	3,800	1,000	405		405	405		
C2. VANZARI DE BUNURI SI SERVICII (cod 33.10+34.10+35.10+36.10+37.10)	3300	51,109,260	10,170,000	7,048,878		7,048,878	7,048,878		
Venituri din prestari de servicii si alte activitati (cod 33.10.05+33.10.08+33.10.09+33.10.13+ 33.10.14 +33.10.16+33.10.17 +33.10.19 la 33.10.21+33.10.30 la 33.10.32+33.10.50)	3310	51,031,260	10,150,000	7,240,313		7,240,313	7,240,313		

A	B	1	2	3=4+5	4	5	6	7	8=3-6-7
Venituri din prestari de servicii									
Venituri din contractele incheiate cu casele de asigurari sociale de sanatate	331008	1,479,460	390,000	193,740		193,740	193,740		
Venituri din contractele incheiate cu directiile de sanatate publica din sume alocate de la bugetul de stat	331021	24,800,000	4,300,000	3,996,688		3,996,688	3,996,688		
Venituri din contractele incheiate cu directiile de sanatate publica din sume alocate din veniturile proprii ale Ministerului Sanatatii	331030	23,600,000	5,200,000	3,048,169		3,048,169	3,048,169		
	331031	1,151,800	260,000	1,716		1,716	1,716		
Diverse venituri (cod 36.10.04+36.10.32+36.10.50)	3610	18,000	5,000	3,565		3,565	3,565		
Alte venituri	361050	18,000	5,000	3,565		3,565	3,565		
Transferuri voluntare, altele decât subventiile (cod 37.10.01+37.10.03+37.10.50)	3710	60,000	15,000	-195,000		-195,000	-195,000		
Donatii si sponsorizari	371001	60,000	15,000	5,000		5,000	5,000		
Varsaminte din sectiunea de functionare pentru finantarea sectiunii de dezvoltare a bugetului local (cu semnul minus)	371003			-200,000		-200,000	-200,000		
III. OPERATIUNI FINANCIARE (cod 40.10+41.10)	0016			300,000		300,000	300,000		
Alte operatiuni financiare(cod.41.10.06 + 41.10.11)	4110			300,000		300,000	300,000		
Sume din excedentul anului precedent pentru acoperirea golurilor temporare de casa	411006			300,000		300,000	300,000		
IV. SUBVENTII (cod 00.18)	4100	9,100,000	2,300,000	2,164,912		2,164,912	2,164,912		
SUBVENTII DE LA ALTE NIVELE ALE ADMINISTRATIEI PUBLICE (cod 42.10+43.10)	0018	9,100,000	2,300,000	2,164,912		2,164,912	2,164,912		
Subventii de la alte administratii (cod 43.10.09+43.10.10 +43.10.15+43.10.33+43.10.35)	4310	9,100,000	2,300,000	2,164,912		2,164,912	2,164,912		
Subventii din bugetul Fondului national unic de asigurari sociale de sanatate pentru acoperirea cresterilor salariale	431033	9,100,000	2,300,000	2,164,912		2,164,912	2,164,912		
VENITURILE SECTIUNII DE DEZVOLTARE (cod 00.02+00.15+00.16+00.17+45.10+48.10) - TOTAL	000110	187,500	182,500	222,676		222,676	222,676		
I. VENITURI CURENTE (cod 00.12)	0002								
C. VENITURI NEFISCALE (cod 00.14)	2900			200,000		200,000	200,000		
C2. VANZARI DE BUNURI SI SERVICII (cod 36.10+37.10)	3300			200,000		200,000	200,000		
Transferuri voluntare, altele decât subventiile (cod 37.10.04)	3710			200,000		200,000	200,000		
Varsaminte din sectiunea de functionare	371004			200,000		200,000	200,000		
II.VENITURI DIN CAPITAL (cod 39.10)	0015	6,500	1,500	27		27	27		
Venituri din valorificarea unor bunuri (cod 39.10.01+39.10.50)	3910	6,500	1,500	27		27	27		
Alte venituri din valorificarea unor bunuri	391050	6,500	1,500	27		27	27		
IV. SUBVENTII (cod 00.18)	4100	181,000	181,000	22,649		22,649	22,649		
SUBVENTII DE LA ALTE NIVELE ALE ADMINISTRATIEI PUBLICE (cod 42.10+43.10)	0018	181,000	181,000	22,649		22,649	22,649		

A	B	1	2	3=4+5	4	5	6	7	8=3-6-7
Subventii de la alte administratii (cod 43.10.14+43.10.16+43.10.17+43.10.19 + 43.10.25 la 43.10.27+43.10.31+43.10.32+43.10.35)	4310	181,000	181,000	22,649		22,649	22,649		
Subventii din bugetele locale pentru finantarea cheltuielilor de capital in domeniul sanatatii	431014	181,000	181,000	22,649		22,649	22,649		

Manager

Dr. Muresan Vasile

Director Financiar Contabil

Ec.Muntean Anca Elena



SITUATIA
PRIVIND EXERCITIUL DE CEA CONTROLULUI FINANCIAR PREVENTIV
PENTRU TRIMESTRUL I 2018
IN MILI LEI

0.0

NR. CURENT	OPERAT. CU EFECT FINANCIAR ASUP. FONDURILOR PUBL. SAU PATR. PUBLIC	CORESP. COL. 1 CADRU GEN.	TOTAL OPERATIUNI		din care: REFUZATE LA VIZA		din care: NEEFFECT. REFUZ LA VIZA	
			NR. OPERATIUNI	VAL. MILI LEI	NR. OPERATIUNI	VAL. MILI LEI	NR. OPERATIUNI	VAL. MILI LEI
1	TOTAL (rd. 1+2+3+4+5+6+7+8+9)		1,101.00	31,597.04	0.00	0.00	0.00	0.00
	Desch. rep. alim. retr. mod. cred. bug.							
	Total (rd. 1. 1+1.2+1.3+1.4) din care:							
1.1	Desch. de credite	A1	6.00	21,725.06	0.00	0.00	0.00	0.00
1.2	Repart. alim. credite	A2	6.00	21,725.06				
1.3	Virari de credite	A4						
1.4	Alte operatiuni	A3,A5						
2	Angaj. legale-total (2.1+2.2+2.3+2.4+ +2.5+2.6+2.7) din care:							
2.1	Acte admin. oblig. de plata	B14;B15;B16;B17	134.00	1,169.43	0.00	0.00	0.00	0.00
2.2	Contr. pr. serv. furn. bun. exec. lucr.	B1;B2						
2.3	Contracte/acord finantare	B3	134.00	1,169.43				
2.4	Contr. /acord de imprumut	B4;B10;B21						
2.5	Contr. /acord de garant.	B5;B6;B7;B8;B9						
2.6	Contr. inch. concesi. part.	B12;B18;B19;B20						
2.7	Alte acte jur. oblig. plata	B11;B13						
3	Propunere angaj. cheltuieli							
4	Angajamente bugetare globale							
5	Ordonantari in avans							
6	Ordonantari de plata total (6.1+6.2+ 6.3+6.4+6.5+6.6+6.7) din care:	C10;C13						
6.1	Drepturi de personal si obl. af.		961.00	8,702.55	0.00	0.00	0.00	0.00
6.2	Pensii ajut. rente si altele	C14	507.00	7,374.49				
6.3	Serv. prest. bunuri liv. lucr. exec.							
6.4	Ramburs. dob. comis. si altele	C1;C9;C11						
6.5	Subv. trans. prime alte form. sprij.	C2;C3	454.00	1,328.06				
6.6	Finantari cofinantari	C5						
6.7	Alte obligatii	C12						
7	Operat. financ. de plasament	C4;C6;C7;C8						
8	Operatiuni privind activele	E8;E9						
9	Alte operatiuni	D1;D2;D3;D4;E1 E2;E3;E4;E5;E6;E7						

Manager,
Dr. Vasile Muresan



Persoana care acorda VIZA CFPP
Director Financiar Contabil,
Ec. Muntean Anca Elena

[Handwritten signature]

I.

PLATI RESTANTE

la data de 31.03.2018

DENUMIREA INDICATORILOR	Nr. rand	Sold la inceputul anului	Sold la finele perioadei	
			TOTAL	Din care: afere sumelor angajate cu prevederi bugetare
A	B	1	2	3
PLATI RESTANTE-TOTAL (rd. 150+300),din care:	01			
sub 30 de zile (rd. 151+301)	02			
peste 30 de zile (rd. 152+302)	03			
peste 90 de zile (rd. 153+303)	04			
peste 120 zile (rd.154+304)	05			
peste 1 an rd. 155+305)	06			
PLATI RESTANTE-TOTAL SECTIUNEA DE FUNCTIONARE (rd.160+170+240+250+270+280+290), din care:	150			
sub 30 de zile (rd.161+171+241+251+271+281+291)	151			
peste 30 de zile (rd.162+172+242+252+272+282+292)	152			
peste 90 de zile (rd. 163+173+243+253+273+283+293)	153			
peste 120 zile (rd. 165+174+245+257+274+284+294)	154			
peste 1 an (rd. 166+175+246+258+275+285+295)	155			
Plati restante catre furnizori, creditorii din operatii comerciale (ct.4010100, ct.4030100, ct.4620101, ct.4620109) (rd.161+162+163+165+166) din care:	160			
sub 30 de zile	161			
peste 30 de zile	162			
peste 90 de zile din care: (ct.4620101,ct.4620109)	163			
peste 120 zile	164			
peste 1 an	165			
	166			
Plati restante fata de bugetul general consolidat (rd.171+172+173+174+175) (ct.4310100,ct.4310200, ct.4310300,ct.4310400,ct.4310500, ct.4310700,ct.4370100,ct.4370200,ct.4370300,ct.4420300, ct.4440000, ct.4460000,ct.4480100) din care:	170			
sub 30 de zile	171			
peste 30 de zile	172			
peste 90 de zile	173			
peste 120 zile	174			
peste 1 an	175			
Plati restante fata de salariatii (drepturi salariale), (ct.4210000, ct.4230000, ct.4260000, ct.4270100, ct.4270300, ct.4280101) (rd.241+242+243+245+246) din care:	240			
sub 30 de zile	241			
peste 30 de zile	242			
peste 90 de zile	243			
din care ct.(4270100+4270300)	244			
peste 120 zile	245			
peste 1 an	246			
Plati restante fata de alte categorii de persoane, (ct.4270300, ct.4290000, ct.4380000) (rd.251+252+253+257+258) din care:	250			
sub 30 de zile :	251			
peste 30 de zile :	252			
peste 90 de zile din care:(rd.254+255+256)	253			
ct.(4270300)	254			
ct.(4290000)	255			
ct.(4380000)	256			
peste 120 zile	257			

A	B	1	2	3
peste 1 an	258			
mprumuturi nerambursate la scadenta, (ct.1610100, ct.1620100, ct.1630100, ct.1650100, ct.1670101, ct.1670102, ct.1670103, ct.1670108, ct.1670109, ct.1690100, ct.5190101, ct.5190102, ct.5190105, ct.5190106, ct.5190107, ct.5190108, ct.5190109, ct.5190110, ct.5190180, ct.5190190) (rd.271+272+273+274+275) din care:	270			
sub 30 de zile	271			
peste 30 de zile	272			
peste 90 de zile	273			
peste 120 zile	274			
peste 1 an	275			
Dobânzi restante, din care: (afereente celor de la rd.270), (ct.1680100, ct.1680200, ct.1680300, ct.1680500, ct.1680701, ct.1680702, ct.1680703, ct.1680708, ct.1680709, ct.5180605, ct.5180606, ct.5180608, ct.5180609, ct.5180800) (rd.281+282+283+284+285) din care:	280			
sub 30 de zile	281			
peste 30 de zile	282			
peste 90 de zile	283			
peste 120 zile	284			
peste 1 an	285			
Creditori bugetari (ct.4620109, ct.4670200) (rd.291+292+293+294+295), din care:	290			
sub 30 de zile	291			
peste 30 de zile	292			
peste 90 de zile	293			
peste 120 zile	294			
peste 1 an	295			
PLATI RESTANTE-TOTAL SECTIUNEA DEZVOLTARE (rd.310+320+330) din care:	300			
sub 30 de zile (rd. 311+321+331)	301			
peste 30 de zile (rd. 312+322+332)	302			
peste 90 de zile (rd. 313+323+333)	303			
peste 120 zile (rd. 315+324+334)	304			
peste 1 an (rd. 316+325+335)	305			
Plati restante catre furnizori, creditori din operatii comerciale (ct.4040100, ct.4050100, ct.4620101, ct.4620103, ct.4620109) (rd.311+312+313+315+316) din care:	310			
sub 30 de zile	311			
peste 30 de zile	312			
peste 90 de zile din care: (ct.4620101, ct.4620103, ct.4620109)	313			
peste 120 zile	314			
peste 1 an	315			
	316			
mprumuturi nerambursate la scadenta, (ct.1610100, ct.1620100, ct.1630100, ct. 1650100, ct.1670101, ct.1670102, ct.1670103, ct.1670108, ct.1670109, ct.1690100, ct.5190101, ct.5190102, ct.5190105, ct.5190103, ct.5190107, ct.5190108, ct.5190110, ct.5190180, ct.5190190) (rd.321+322+323+324+325) din care:	320			
sub 30 de zile	321			
peste 30 de zile	322			
peste 90 de zile	323			
peste 120 zile	324			
peste 1 an	325			
Dobânzi restante, din care: (afereente celor de la rd.320), (ct.1680100, ct.1680200, ct. 1680300, ct.1680500, ct.1680701, ct.1680702, ct.1680703, ct.1680708, ct.1680709, ct.5180605, ct.5180606, ct.5180608, ct.5180609, ct.5180800) (rd. 331+332+333+334+335) din care:	330			
sub 30 de zile	331			
peste 30 de zile	332			
peste 90 de zile	333			
peste 120 zile	334			
peste 1 an	335			

- 40 - pentru total plati restante;
- 41 - pentru plati restante din bugetul de stat;
- 42 - pentru plati restante din bugetele locale;
- 43 - pentru plati restante din bugetul asigurarilor sociale de stat;
- 44 - pentru plati restante din bugetul asigurarilor pentru somaj;
- 45 - pentru plati restante din bugetul Fondului national unic de asigurari sociale de sanatate;
- 46 - pentru plati restante din credite externe;
- 47 - pentru plati restante din credite interne;
- 48 - pentru plati restante din fonduri externe nerambursabile;
- 51 - pentru plati restante ale instutiilor publice finantate integral din venituri proprii;
- 53 - pentru plati restante ale instutiilor publice finantate ipartial din venituri proprii;
- 54 - pentru plati restante ale iactivitatilor finantate integral din venituri proprii;

Manager

Dr. Muresan Vasile



Director Financiar Contabil

Ec. Muntean Anca Elena