

**RAPORT EXPLICATIV
PRIVIND DAREA DE SEAMA CONTABILĂ
INCHEIATA LA DATA DE 31.12.2016**

Prezentare Generala – Spitalul Clinic de Pneumoftiziologie Leon Daniello Cluj

Denumire, Sediul : Spitalul Clinic de Pneumoftiziologie Leon Daniello, Cluj- Napoca,
str. B.P. Hasdeu nr. 6 , cod postal : 400371

Telefon Centrala : 0264-597453

Manager spital ; dr. Vasile Muresan : tel / fax 0264- 592176 ,

Director medical ;Dr.Boldeanu Daniela;

Director financiar contabil ; ec. Muntean Anca Elena ; tel / fax 0264- 591263 ,

e-mail : spital_pneumo@yahoo.com

website : www.pneumocluj.ro

Structura Organizatorica :

Spitalul are in structura 230 de paturi din care :

- 3 sectii clinice de pneumologie cu 140 de paturi din care 29 paturi TBC .
- O sectie de chirurgie toracica cu 30 de paturi din care 5 paturi compartiment ATI, singura sectie de profil din centrul universitar Cluj .
- Sectia Sanatoriala Pneumologie - TBC Savadisla cu 60 de paturi (situat in comuna Savadisla la 20 km de Cluj)
- Laboratorul Clinic de Analize Medicale cu compartimentele de Hematologie, Biochimie, Micologie, Bacteriologia Non-Tuberculoasa , Citologie , Bacteriologia Tuberculozei. Performantele laboratorului au fost apreciate de catre expertii Organizatiei Mondiale a Sanatatii care ne-au vizitat incepand cu anul 1995. Rezultatele excelente au recomandat Laboratorul pentru numirea ca Laborator National de Referinta pentru micobacterii (OMS 733/1997; OMS 91/2002; HG 292/2007). Laboratorul de analize medicale a fost dotat in decursul timpului cu echipament modern, circuitele au fost refacute astfel incat sa se realizeze cerintele standardului SREN ISO/CEI 17025/2007. Pentru activitatile desfasurate in compartimentul de bacteriologie a tuberculozei laboratorul este acreditat RENAR din anul 2007 si reacreditat conform standard SREN ISO/CEI 15189/2007 din decembrie 2011 pentru activitatile referitoare la diagnosticul bacteriologic al tuberculozei (microscopie , cultura si antibiograma).
- Laboratorul de Bronhologie, dotat cu aparatura video-endoscopica moderna care desfasoara activitati diagnostice si terapeutice, fiind singurul Laborator de profil din Centrul Universitar Cluj .
- Laboratorul de Radiologie si Imagistica Medicala, dotat cu 3 aparate noi de radiologie
- Laboratorul de Explorari functionale
- Dispensarul TBC Cluj, functioneaza cu 3 cabinete de consultatii adulti, un cabinet consultatii copii , compartiment de radiologie si un punct de laborator pentru diagnostic bacteriologic al tuberculozei. Dispensarul TBC are rol de for metodologic judetean in activitatile de profil

Spitalul Clinic de Pneumoftiziologie „Leon Daniello” Cluj-Napoca constituie în același timp bază de învățământ și cercetare științifică medicală care consolidează calitatea actului medical cu respectarea drepturilor pacienților, a eticii și deontologiei medicale.

Spitalul Clinic de Pneumoftiziologie „Leon Daniello” Cluj-Napoca asigură prin secțiile clinice și serviciile din structură asistență medico-chirurgicală complexă, curativă, preventivă și de recuperare a pacienților cu afecțiuni respiratorii non-tuberculoase (BPOC, Astm bronic, patologie tumorală malignă și benignă, pleurezii, supurații bronho-pulmonare, etc.) din Județul Cluj și județele limitrofe.

Sectia Clinica de Chirurgie Toracica asigura asistenta medicala curativa pentru pacientii cu tumori maligne si benigne, pneumotorax, traumatisme toracice, etc. asigurand prin linia de garda permanenta in acest domeniu si colaborand cu Unitatea de Primiri Urgente (UPU) a Spitalului Clinic Judetean Cluj.

Structura de Personal :

Spitalul functionaza cu un numar de 350 de angajati, din care : 35 medici, 130 medici rezidenti, 88 personal mediu sanitar (asistente medicale, registratori medicali, statistica medicala), 46 personal auxiliar sanitar (infirmiere, ingrijitoare, brancardier), 32 muncitori (paza, intretinere centrala termica, statie oxigen, statie clorinare, statie epurare, spalatoarea, lenjerese, ingrijitor spatii verzi si curatenie, bloc alimentar, birouri si cabinete etc.) , 2 farmacisti, 1 psiholog, 1 preot, 15 personal TESA.

Principii, politici si metode contabile

Contabilitatea institutiei noastre este organizată și condusă cu respectarea strictă a principiilor de bază a contabilității, conform prevederilor Legii contabilității nr. 82/1991 (republicată cu modificările și completările ulterioare), OMF 1.917/2005 pentru aprobarea Normelor metodologice privind organizarea și conducerea contabilității instituțiilor publice, operațiunile economico-financiare, fiind consemnate în documente legale și contabilizate corect.

Scopul politicilor contabile este de a stabili metode contabile (metode detaliate de evaluare, măsurare, și constatare) alese dintr-un cadru general acceptate de legislația în vigoare, care să fie utilizate permanent și care să ofere o imagine fidelă a instituției publice, a poziției sale financiare, a performanțelor sale și a evoluției poziției sale financiare.

Evidența contabilă este condusă de personal calificat și autorizat, în conformitate cu Legea contabilității nr.82/1991 cu modificările ulterioare, operațiunile economice derulate în cursul anului sunt evidențiate în contabilitate cronologic și sistematic în baza documentelor justificative.

Contabilitatea institutiei se tine în partida dubla și urmărește să asigure informații ordonatorilor de credite cu privire la executia bugetelor de venituri și cheltuieli, patrimoniul aflat în administrare cât și informații privind performanțele financiare și fluxurile de trezorerie.

Contabilitatea analitică este organizată conform normelor contabile, întocmindu-se balanța analitică pentru conturile de furnizori, creanțe, clienți, debitori, materiale.

Datele din contabilitatea analitică se preiau în contabilitatea sintetică după care se întocmește balanța de verificare.

Reglementări contabile aplicate la întocmirea și prezentarea situațiilor financiare la data de 31 decembrie 2016

Ordin.1780/19.12.2014

Legea contabilității; nr.82 /1991 republicată,

- Ordinul Ministerului Finanțelor Publice nr.1917/2005
- Ordinul Ministerului Finanțelor Publice nr. 2985 / 16.12.2011
- Ordinul 479 / 05.04.2012

Situatiile financiare prezentate cuprind :

- Anexa 1 "Bilant "
- Anexa 2 "Contul de rezultat patrimonial "
- Anexa 3 "Situatia fluxurilor de trezorerie "
- Anexa 4 " Situatie fluxurilor de trezorerie (Banci)
- Anexa 7 si 11 "Contul de executie a bugetului institutiilor publice – Cheltuieli "
- Anexa 9 "Contul de executie a bugetului institutiilor publice – Venituri "
- Anexa 14 b "Disponibil din mijloace cu destinatie speciala "
- Anexa 34 "Situatia modificarilor in structura activelor nete/capitalurilor
- Anexa 35a "Situatia activelor amortizabile"
- Anexa 35b "Situatia activelor neamortizabile"
- Anexa 40 b " Situatie activelor si datoriilor financiare ale institutiilor publice "
- Situatie soldurilor conturilor de Trezorerie .
- Raportul privind exercitarea controlului financiar preventiv propriu
- Balanta de verificare la data de 31.12.2016
- Note explicative
- Raport explicativ
- Declaratie cu prevederile art. 30 din legea contabilitatii 82/1991
- Situatie sintetica a rezultatelor autoevaluarii.
- OMFP NR.4075 / 18.12.2015 –Norme metodologice privind incheierea exercitiului bugetar al anului 2015.

Au fost respectate Normele metodologice privind conducerea contabilității și întocmirii bilanțului contabil și a situațiilor financiare conform Ordinului nr.2985/16.12.2011 și 479 / 05.04.2012, în conformitate cu următoarele principii contabile:

- *Principiul continuitatii activitatii* – Spitalul isi va continua activitatea de asistenta medicala în mod normal, fara reducerea semnificativa a acesteia .
- *Principiul permanentei metodelor si a comparabilitatii informatiilor* – s-au aplicat aceleasi reguli, metode, norme privind evaluarea, înregistrarea în contabilitate a elementelor patrimoniale, asigurând comparabilitatea în timp a informatiilor .
- *Principiul prudentei* – evaluarea s-a facut pe o baza prudenta
Metoda de evaluare a activelor fixe si circulante :
 - evaluarea cladirilor s-a efectuat de catre un expert autorizat in anul 2008 si in anul 2011;
 - evaluarea terenurilor nu s-a efectuat , din lipsa de fonduri iar suprafata terenului dat în administrare spitalului nostru de catre Consiliul Judetean Cluj, nu este delimitat de terenul ce apartine de Spitalul Judetean de Urgenta Cluj .
- *Principiul contabilitatii pe baza de angajamente* – au fost luate în considerare toate veniturile si cheltuielile exercitiului, fara a se tine seama de data încasarii sau de efectuarea platii;
- *Principiul evaluarii separate a elementelor de activ si de datorii* – elementele de activ si de datorii au fost evaluate separat .
Debitorii înregistrați în evidenta contabilă sunt cerți și reflectă corect debitele, stabilite conform prevederilor legale ;
Creanțele înregistrate în evidenta contabilă sunt certe și au fost constituite conform prevederilor legale ;
- *Principiul intangibilitatii exercitiului* – Soldurile existente la 31.12.2016 au fost preluate corect in luna ianuarie 2017, verificandu-se acestea in primele luni ale anului 2017
- *Principiul necompensarii* – Nu s-au efectuat compensări între conturile bilanțiere și nici între conturile de venituri și cheltuieli ; Conturile reprezentând creanțele și obligațiile au fost inventariate și analizate constatându-se că acestea sunt reale, certe și neprescrise ; Obligațiile de

plată către terți (furnizori) sunt obligații de plată curente ce urmează a fi onorate la termenele de scadență ;

Spitalul nu are datorii restante (arierate).

- *Principiul materialității (pragului de semnificație)* – la întocmirea situațiilor financiare au fost luate în considerare toate elementele semnificative și nesemnificative .
- *Principiul prevalenței economice asupra juridicului* – informațiile prezentate în situațiile financiare reflectă realitatea economică a evenimentelor, nu numai forma lor juridică, așa cum reiese din documentele justificative;

Contul de rezultat patrimonial reflectă fidel veniturile și cheltuielile aferente perioadei raportate ;

Moneda de raportare : Situațiile financiare sunt întocmite în lei .

Metoda de amortizare a activelor fixe : prin amortizare liniară

Politica de împrumuturi , existența contractelor de leasing ; - nu este cazul

Înregistrarea castigurilor și pierderilor de curs valutar ; nu este cazul .

Execuția bugetului de venituri și cheltuieli al instituției s-a efectuat cu respectarea prevederilor Legii nr. 500/11.07.2002 privind finanțele publice, precum și a Ordinului MF nr. 1.792/24.12.2002 privind angajarea, lichidarea, ordonanțarea și plata cheltuielilor bugetare ;

Operațiunile patrimoniale ale instituției au fost înregistrate în evidența contabilă numai după ce acestea au fost supuse vizei de control financiar preventiv, exercitată conform prevederilor OMF nr. 923/16.04.2003 ;OMF NR.4075/2015.

Manager
Dr. Vasile Muresan

3ex.MA/MV



Director Financiar Contabil
Ec. Muntean Anca Elena

NOTA EXPLICATIVA
Privind cresterile Semnificative ale sumelor raportate in
Bilantul incheiat la 31.12.2016

Analiza soldurilor din „ Bilant”

Randul 22 – Creante comerciale si avansuri – la 31.12.2016 prezinta un sold final de 1.619.867 lei reprezentand soldul conturilor:

- Ct.411 « Clienti » prezinta un sold final debitor de 1.579.272,97 lei, din care servicii medicale CAS Cluj 1.487.808,93 lei, diferenta de 91.464,04 lei reprezinta servicii medicale interclinice pe anul 2015 -2016 de la restul spitalelor, studii clinice.
- Ct.461 « Debitori » prezinta un sold final de 40.594,38 lei suma reprezentand debitori din sume achitate pentru concedii medicale pentru care fondul constituit conform dispozitiilor legale nu a fost suficient.

Randul 61 – Datorii comerciale si avansuri – la 31.12.2016 prezinta un sold final de 46.311 lei, reprezentand soldul conturilor :

- Ct. 401 « Furnizori » la sfarsitul perioadei prezinta un sold creditor de 45.380,53 lei reprezentand datorii curente ,facturi inregistrate pana la 31.12.2016 ce urmeaza a fi achitate in cursul lunii ianuarie 2017.
- Ct.462”Creditori sub un an” la sfarsitul perioadei prezinta un sold fina creditor in suma de 930,24 lei , reprezentand garantii de participare la licitatie.
- Ct.482 <Creditori> la sfarsitul perioadei prezinta un sold creditor de 9.687,60 lei, reprezentand lemne rezultate din toaletare si taiere copaci curte spital.

Randul 63.1-Contributii sociale-la 31.12.2016 prezinta un sold final de 659.802 lei reprezentand soldul conturilor :

- Ct.431<Asigurari sociale> la sfarsitul perioadei prezinta un sold creditor 644.327 lei , reprezentand asigurari sociale si contributii aferente pentru luna decembrie 2016 care se vor achita in luna ianuarie 2017.
- Ct.437 «Asigurari pentru somaj » la sfarsitul perioadei prezinta sold creditor de 15.475 lei reprezentand asigurari sociale si contributii aferente pentru luna decembrie 2016 care se vor achita in luna ianuarie 2017.
- Ct.444 « Impozit pe venituri din salarii » la sfarsitul perioadei prezinta sold creditor 220.256 lei reprezentand impozit pe salarii si contributii aferente pentru luna decembrie 2016 care se vor achita in luna ianuarie 2017.

Randul 72 – Salariile angajatiilor si contributiile aferente » - la 31.12.2016 prezinta un sold final creditor de 1.171.273 lei, care reprezinta salariile angajatiilor si contributiile aferente pentru luna decembrie 2016 , care se vor achita in luna ianuarie 2017.

La sfarsitul trimestrului IV 2016 ,unitatea noastra nu inregistreaza datorii care depasesc termenul prevazut de lege sau contract .

Manager,
Dr.Vasile Muresan

Director Financiar Contabil
Ec.Muntean Anca Elena





ROMÂNIA - CONSILIUL JUDEȚEAN CLUJ
SPITALUL CLINIC DE PNEUMOPTIZIOLOGIE „LEON DANIELLO” CLUJ-
adresa: Str. B.P. Hașdeu, nr 6, Cluj-Napoca, cod 400371, Cluj
telefon/fax: 0264 597 453, 0264 591 263, cod fiscal 4354540
e-mail: spital_pneumo@yahoo.com, web: http://www.pneumocluj.ro
Cod operator de date cu caracter personal: 17343



URS is a member of Registrar of Standards (Holdings) Ltd.
Certificat nr: 39974/A/0001/UK/Ro

Nr. 256 / 18 01 2017

DECLARATIE

Managerul Spitalului Clinic de Pneumoftiziologie “Leon Daniello” Cluj-Napoca,
Dr. Vasile Mureșan

și

Directorul Financiar-Contabil al Spitalului Clinic de Pneumoftiziologie “Leon Daniello” Cluj-Napoca,

Având în vedere articolul 30 din Legea nr. 82/1991 republicată, cu modificările și completările ulterioare,

Prin prezenta ne asumăm răspunderea pentru întocmirea situațiilor financiare anuale și confirmăm că:

- politicile contabile utilizate la întocmirea situațiilor financiare anuale sunt în conformitate cu reglementările contabile aplicabile;
- situațiile financiare anuale oferă o imagine fidelă a poziției financiare, performanței financiare și a celorlalte informații referitoare la activitatea desfășurată;
- persoana juridică își desfășoară activitatea în condiții de continuitate.

MANAGER
DR. VASILE MUREȘAN



DIRECTOR FINANCIAR-CONTABIL,
EC. ANCA MUNTEAN

Ex. 2 AS/AS

BILANT

incheiat la 31.12.2016

- lei -

Nr. rand	Denumirea indicatorilor	Cod	Sold la:	
			inceputul anului	sfarsitul perioadei
A	B	C	1	2
	Active fixe necorporale (ct.2030000+2050000+2060000+2080100+2080200+ 2330000 -2800300-2800500-2800800-2900400-2900500-2900800-2930100*)	03		5204
	Instalatii tehnice, mijloace de transport, animale, plantatii, mobilier, aparatura birotica si alte active corporale (ct.2130100+2130200+2130300+2130400+2140000+2310000 -2810300-2810400-2910300-2910400-2930200*)	04	3021771	4698956
	Terenuri si cladiri (ct. 2110100+2110200+2120101+2120102+2120201+2120301+2120401+2120501+2120601+2120901+2310000-2810100-2810200 -2910100-2910200-2930200)	05	35550486	35551926
	TOTAL ACTIVE NECURENTE (rd.03+04+05+06+07+09)	15	38572257	40256086
	Stocuri (ct.3010000+3020100+3020200+3020300+3020400+ 3020500+ 3020600+ 3020700+3020800+3020900+ 3030100+3030200+ 3040100+ 3040200+3050100+ 3050200+3070000+3090000+ 3310000+ 3320000+ 3410000+3450000+3460000+3470000+ 3490000+ 3510100+ 3510200+3540100+ 3540500+3540600+ 3560000+ 3570000+ 3580000+ 3590000+3610000+ 3710000+ 3810000+/-3480000+/-3780000-3910000 -3920100-3920200 -3930000-3940100-3940500-3940600-3950100-3950200-3950300- 3950400-3950600-3950700-3950800-3960000-3970000-3980000-4 420803)	19	2164608	2477166
	Creante din operatiuni comerciale, avansuri si alte decontari (ct.2320000+2340000+4090101+4090102+4110101+ 4110108+ 4130100+ 4180000+4250000+4280102+ 4610101+ 4610109 +4730109**+4810101+ 4810102+ 4810103+4810200+ 4810300+4810900+ 4820000+ 4830000 + 4890101+4890301- 4910100- 4960100+5120800), din care:	21	1911214	1621867
	Creante comerciale si avansuri (ct.2320000+2340000+4090101+4090102+ 4110101+ 4110108+ 4130100 +4180000+4610101-4910100 - 4960100), din care :	22	1910214	1619867
	Total creante curente (rd. 21+23+25+27)	30	1911214	1621867
	Conturi la trezorerie, casa în lei (ct. 5100000+5120101+5120501+5130101+5130301+5130302+5140101 +5140301+5140302+5150101+5150103+5150301+5150500+5150600+5160101+5160301+5160302+5170101+5170301+5170302+5200100+5210100+5210300+5230000+5250101+5250102+5250301+5250302+5250400+5260000+5270000+5280000+5290101+5290201+5290301+5290400+5290901+5310101+5500101+5520000+5550101+5550400+5570101+5580101+5580201+5590101+5600101+5600300+5600401+5610101+5610300+5620101+5620300+5620401+5710100+5710300+5710400+5740101+5740102+5740301+5740302+5740400+5750100+5750300+5750400-7700000)	33	1857068	1865375
	Dobânda de încasat, alte valori, avansuri de trezorerie (ct.5180701+5320100+5320200+5320300+5320400+ 5320500+ 5320600+ 5320800+5420100)	33.1	239	876
	Conturi la institutii de credit, BNR, casa în valuta (ct. 5110101+5110102+5120102+5120402+5120502+5130102+ 5130202+5140102+5140202+5150102+5150202+5150302+ 5150402+5160102+5160202+5170102+5170202+5170302+5170402+5180102+5180202+5180302+5180402+5190102+5190202+5190302+5190402+5200102+5200202+5200302+5200402+5210102+5210202+5210302+5210402+5220102+5220202+5220302+5220402+5230102+5230202+5230302+5230402+5240102+5240202+5240302+5240402+5250102+5250202+5250302+5250402+5260102+5260202+5260302+5260402+5270102+5270202+5270302+5270402+5280102+5280202+5280302+5280402+5290102+5290202+5290302+5290402+5300102+5300202+5300302+5300402+5310102+5310202+5310302+5310402+5320102+5320202+5320302+5320402+5330102+5330202+5330302+5330402+5340102+5340202+5340302+5340402+5350102+5350202+5350302+5350402+5360102+5360202+5360302+5360402+5370102+5370202+5370302+5370402+5380102+5380202+5380302+5380402+5390102+5390202+5390302+5390402+5400102+5400202+5400302+5400402+5410102+5410202+5410302+5410402+5420102+5420202+5420302+5420402+5430102+5430202+5430302+5430402+5440102+5440202+5440302+5440402+5450102+5450202+5450302+5450402+5460102+5460202+5460302+5460402+5470102+5470202+5470302+5470402+5480102+5480202+5480302+5480402+5490102+5490202+5490302+5490402+5500102+5500202+5500302+5500402+5510102+5510202+5510302+5510402+5520102+5520202+5520302+5520402+5530102+5530202+5530302+5530402+5540102+5540202+5540302+5540402+5550102+5550202+5550302+5550402+5560102+5560202+5560302+5560402+5570102+5570202+5570302+5570402+5580102+5580202+5580302+5580402+5590102+5590202+5590302+5590402+5600102+5600202+5600302+5600402+5610102+5610202+5610302+5610402+5620102+5620202+5620302+5620402+5630102+5630202+5630302+5630402+5640102+5640202+5640302+5640402+5650102+5650202+5650302+5650402+5660102+5660202+5660302+5660402+5670102+5670202+5670302+5670402+5680102+5680202+5680302+5680402+5690102+5690202+5690302+5690402+5700102+5700202+5700302+5700402+5710102+5710202+5710302+5710402+5720102+5720202+5720302+5720402+5730102+5730202+5730302+5730402+5740102+5740202+5740302+5740402+5750102+5750202+5750302+5750402+5760102+5760202+5760302+5760402+5770102+5770202+5770302+5770402+5780102+5780202+5780302+5780402+5790102+5790202+5790302+5790402+5800102+5800202+5800302+5800402+5810102+5810202+5810302+5810402+5820102+5820202+5820302+5820402+5830102+5830202+5830302+5830402+5840102+5840202+5840302+5840402+5850102+5850202+5850302+5850402+5860102+5860202+5860302+5860402+5870102+5870202+5870302+5870402+5880102+5880202+5880302+5880402+5890102+5890202+5890302+5890402+5900102+5900202+5900302+5900402+5910102+5910202+5910302+5910402+5920102+5920202+5920302+5920402+5930102+5930202+5930302+5930402+5940102+5940202+5940302+5940402+5950102+5950202+5950302+5950402+5960102+5960202+5960302+5960402+5970102+5970202+5970302+5970402+5980102+5980202+5980302+5980402+5990102+5990202+5990302+5990402+6000102+6000202+6000302+6000402)	35	24500	55936

A	B	C	1	2
	5290302+5290902+5310402+5410102+5410202+5500102+ 5550102+5550202+5570202+5580102+5580202+5580302+558030 3+5590102+5590202+5600102+5600103+5600402+5610102+5610 103+5620102+5620103+5620402)			
	Total disponibilitati si alte valori (rd.33+33.1+35+35.1)	40	1881807	1922187
	TOTAL ACTIVE CURENTE (rd.19+30+31+40+41+41.1+42)	45	5957629	6021220
	TOTAL ACTIVE (rd.15+45)	46	44529886	46277306
	Datorii comerciale, avansuri si alte decontari (ct.2690100+4010100+4030100+4040100+4050100+ 4080000+ 4190000+ 4620101+4620109 +4730109+ 4810101+4810102+ 4810103+4810200+ 4810300+ 4810900+4820000+ 4830000+4890201+ 5090000+ 5120800), din care:	60	22363	55998
	Datorii comerciale si avansuri (ct. 4010100+4030100+4040100+4050100+ 4080000+ 4190000+ 4620101), din care:	61	22363	46311
	Datorii catre bugete (ct. 4310100+4310200 + 4310300 + 4310400 + 4310500+ 4310700+ 4370100 + 4370200 + 4370300 + 4400000+4410000+ 4420300 + 4420801 + 4440000 + 4460000 +4480100 +4550501 + 4550502+ 4550503+4620109+ 4670100+ 4670200 + 4670300 + 4670400 + 4670500+ 4670900+ 4730109+4810900+ 4820000), din care:	62	576285	880058
	Contributii sociale (ct.4310100+4310200+4310300+4310400+4310500+4310700+437 0100+4370200+4370300)	63.1	435844	659802
	Salariile angajatilor (ct.4210000+4230000+4260000+4270100+4270300+4280101)	72	747878	1171273
	TOTAL DATORII CURENTE (rd.60+62+65+70+71+72+73+74+75)	78	1346526	2107329
	TOTAL DATORII (rd.58+78)	79	1346526	2107329
	ACTIVE NETE = TOTAL ACTIVE – TOTAL DATORII = CAPITALURI PROPRII (rd.80= rd.46-79 = rd.90)	80	43183360	44169977
	Rezerve, fonduri (ct.1000000+1010000+1020101+1020102+1030000+ 1040101+1040102+1050100+1050200+1050300+1050400+ 1050500+1060000+1320000+1330000+1390100)	84	35867560	35855997
	Rezultatul reportat (ct.1170000- sold creditor)	85	5024252	7325780
	Rezultatul patrimonial al exercitiului (ct.1210000- sold creditor)	87	2291548	988200
	TOTAL CAPITALURI PROPRII (rd.84+85-86+87-88)	90	43183360	44169977

Manager

Director Financiar Contabil

Dr. Muresan Vasile

Ec.Muntean Anca Elena



[Handwritten signature]

CONTUL DE REZULTAT PATRIMONIAL

la data de 31.12.2016

Cod 02

-lei-

Nr. crt	Denumirea indicatorilor	Cod rand	An precedent	An curent
A	B	C	1	2
2.	Venituri din activitati economice (ct.7210000+7220000+7510100+7510200+/-7090000)	03	22,981,037	26,789,488
3.	Finantari, subventii, transferuri, alocatii bugetare cu destinatie speciala (ct. 7510500+7710000+7720100+7720200+7730000+7740100+7740200+7750000+7760000+7780000+7790101+790109)	04	1,052,102	2,080,085
4.	Alte venituri operationale (ct.7140000+7180000+7500000+7510300+7510400+7810200+7810300+7810401+7810402+7770000)	05	4,029	3,960
	TOTAL VENITURI OPERATIONALE (rd.02+03+04+05)	06	24,037,168	28,873,533
1.	Salariile si contributiile sociale aferente angajatilor (ct.6410000+6420000+6450100+6450200+6450300+ 6450400+ 6450500+6450600+6450800+6460000+6470000)	08	13,680,863	19,166,175
2.	Subventii si transferuri (ct.6700000+6710000+6720000+6730000+6740000+ 6750000+ 6760000+ 6770000+6780000+6790000)	09	531,381	838,175
3.	Stocuri, consumabile, lucrari si servicii executate de terti (ct.6010000+6020100+6020200+6020300+6020400+ 6020500+ 6020600+6020700+6020800+6020900+6030000+6060000+6070000+6080000+6090000+6100000+6110000+ 6120000+6130000+6140000+6220000+6230000+6240100+ 6240200+6260000+6270000+6280000+6290100)	10	7,205,009	7,564,095
4.	Cheltuieli de capital, amortizari si provizioane (ct.6290200+6810100+6810200+6810300+6810401+6810402+6820101+6820109+6820200+ 6890100+ 6890200)	11	328,367	316,888
	TOTAL CHELTUIELI OPERATIONALE (rd.08+09+10+11+12)	13	21,745,620	27,885,333
	- EXCEDENT (rd.06- rd.13)	15	2,291,548	988,200
	- EXCEDENT (rd.15+20-16-21)	23	2,291,548	988,200
	- EXCEDENT (rd. 23+28-24-29)	29.2	2,291,548	988,200
	- EXCEDENT (rd. 29.2 - rd.29.4)	31	2,291,548	988,200

Manager

Dr. Muresan Vasile

Director Financiar Contabil

Ec.Muntean Anca Elena



unitatile administrative-teritoriale si la unitatile de invatamant preuniversitar coloana 3 nu se aduna in coloana 1 -Total
urile 14.1"Suma recuperate din excedentul anului precedent"se completeaza pentru bugetele:Locale, institutiilor publice finantate integral sau partial din venituri proprii, activitatilor fina
l din venituri proprii, fondurilor nerambursabile(sursa08/D) in situatia existentei unui buget de venituri si cheltuieli, activ. de privatizare, Fondului de mediu astfel:

- cu sume recuperate din excedentul anilor precedenti;
- cu sume virate din fondul spitalului in excedentul bugetului de venituri proprii al unitatii sanitare publice
urile 14.2"Suma utilizate din excedentul anului precedent/sume transferate din excedent pentru constituirea de depozite in trezorerie" se
aza astfel: Pentru bugetele:Locale, institutiilor publice finantate integral sau partial din venituri proprii, activitatilor finantate integral din venituri proprii fondurilor externe
nerambursabile(sursa08/D) in situatia existentei unui buget de venituri si cheltuieli, activitatii de privatizare, Fondului de mediu-cu sumele utilizate din excedentul

anual precedent pentru efectuarea de cheltuieli, acoperirea golurilor temporare de casa;
- pentru bugetul institutiilor publice finantate integral din venituri proprii si bugetul activitatilor finantate integral din venituri proprii - cu sumele transferate din
excedent la bugetul local
- pentru bugetul asigurarilor sociale de stat, bugetul asigurarilor de somaj, bugetul Fondului national unic de sanatate, bugetul Fondului de mediu, bugetul
institutiilor publice finantate integral din venituri proprii, bugetul activitatilor finantate integral din venituri proprii si bugetul activitatii de privatizare si bugetul fondurilor
externe nerambursabile(sursa 08/D) in situatia existentei unui buget de venituri si cheltuieli - cu sume transferate sin excedent pentru constituirea de depozite in trezorerie.
dul 14.3"Suma transferate din disponibilul neutilizat la finele anului precedent" se completeaza pentru :bugetul fondurilor externe nerambursabile (sursa08/D) in situatia existentei doar a u
: cheltuieli, bugetul creditorilor in care bugetul neutilizat la finele anului precedent.

Manager

Dr. Muresan Vasile



Director Financiar Contabil

Ec.Muntean Anca Elena

Viza trezorerie




**Cont de executie buget local
institutii publice la data de 30-DEC-16**

An 2016 Trezorerie Mun. Cluj Napoca
4354540 SPITAL CLINIC PNEUMO CLUJ

Sursa de finantare: F Integral venituri proprii

Venituri/Cheltuieli	Cod	Credite	Incasari/Plati	Disponibil
Veniturile bugetelor locale		0.00	28,814,376.75	0.00
Venituri din proprietate	300000	0.00	1,653.88	0.00
Venituri din concesiuni si inc	300500	0.00	1,653.88	0.00
Alte venituri din concesiuni s	300530	0.00	1,653.88	0.00
Venituri din prestari de servi	330000	0.00	26,683,605.76	0.00
Venituri din prestari de servi	330800	0.00	690,212.63	0.00
Venituri din contractele inche	332100	0.00	18,576,137.56	0.00
Venituri din contractele inche	333000	0.00	6,814,951.41	0.00
Venituri din contractele inche	333100	0.00	602,304.16	0.00
Diverse venituri	360000	0.00	8,627.02	0.00
Alte venituri	365000	0.00	8,627.02	0.00
Transferuri voluntare, altele	370000	0.00	6,700.00	0.00
Donatii si sponsorizari	370100	0.00	6,700.00	0.00
Varsaminte din sectiunea de fu	370300	0.00	-285,090.25	0.00
Varsaminte din sectiunea de fu	370400	0.00	285,090.25	0.00
Venituri din valorificarea uno	390000	0.00	859.23	0.00
Alte venituri din valorificare	395000	0.00	859.23	0.00
Subventii de la alte administr	430000	0.00	2,112,930.86	0.00
Subventii din bugetele locale	431400	0.00	1,713,390.86	0.00
Subventii din bugetul Fondului	433300	0.00	399,540.00	0.00
Inchidere conturi de venituri	999996	0.00	-26,815,036.41	0.00
Inchidere conturi de venituri	999997	0.00	-1,999,340.34	0.00
Cheltuielile bugetelor locale		30,231,780.00	28,808,174.17	1,423,605.83
Sanatate	660000	30,231,780.00	28,808,174.17	1,423,605.83
TITLUL I CHELTUIELI DE PERSON	660000100000	19,457,000.00	18,510,174.76	946,825.24
TITLUL II BUNURI SI SERVICII	660000200000	7,792,000.00	7,460,546.54	331,453.46
TITLUL XI ALTE CHELTUIELI	660000590000	935,990.00	838,175.00	97,815.00
TITLUL XIII ACTIVE NEFINANCIAR	660000710000	2,046,790.00	1,999,277.87	47,512.13
Inchidere conturi de venituri	999996	0.00	-26,808,896.30	0.00
Inchidere conturi de venituri	999997	0.00	-1,999,277.87	0.00
EXCEDENT/DEFICIT		0.00	6,202.58	0.00



4354540 SPITAL CLINIC PNEUMO CLUJ

Sursa de finantare: F Integral venituri proprii

Venituri/Cheltuieli	Cod	Credite	Incasari/Plati	Disponibil
Veniturile bugetelor locale		0.00	28,814,376.75	0.00
Venituri din proprietate	300000	0.00	1,653.88	0.00
Venituri din concesiuni si inc	300500	0.00	1,653.88	0.00
Alte venituri din concesiuni s	300530	0.00	1,653.88	0.00
Venituri din prestari de servi	330000	0.00	26,683,605.76	0.00
Venituri din prestari de servi	330800	0.00	690,212.63	0.00
Venituri din contractele inche	332100	0.00	18,576,137.56	0.00
Venituri din contractele inche	333000	0.00	6,814,951.41	0.00
Venituri din contractele inche	333100	0.00	602,304.16	0.00
Diverse venituri	360000	0.00	8,627.02	0.00
Alte venituri	365000	0.00	8,627.02	0.00
Transferuri voluntare, altele	370000	0.00	6,700.00	0.00
Donatii si sponsorizari	370100	0.00	6,700.00	0.00
Varsaminte din sectiunea de fu	370300	0.00	-285,090.25	0.00
Varsaminte din sectiunea de fu	370400	0.00	285,090.25	0.00
Venituri din valorificarea uno	390000	0.00	859.23	0.00
Alte venituri din valorificare	395000	0.00	859.23	0.00
Subventii de la alte administr	430000	0.00	2,112,930.86	0.00
Subventii din bugetele locale	431400	0.00	1,713,390.86	0.00
Subventii din bugetul Fondului	433300	0.00	399,540.00	0.00
Cheltuielile bugetelor locale		30,231,780.00	28,808,174.17	1,423,605.83
Sanatate	660000	30,231,780.00	28,808,174.17	1,423,605.83
TITLUL I CHELTUIELI DE PERSON	660000100000	19,457,000.00	18,510,174.76	946,825.24
TITLUL II BUNURI SI SERVICII	660000200000	7,792,000.00	7,460,546.54	331,453.46
TITLUL XI ALTE CHELTUIELI	660000590000	935,990.00	838,175.00	97,815.00
TITLUL XIII ACTIVE NEFINANCIAR	660000710000	2,046,790.00	1,999,277.87	47,512.13
EXCEDENT/DEFICIT		0.00	6,202.58	0.00

TRZORERIA MUNICIPIULUI CLUJ-NAPOCA
21.08.2016 2
CONTABILITATEA VENITURILOR



CONFORM CU ORIGINALUL

EXECUTIA CONTURILOR BUGETARE SI DE DISPONIBILITATI

1a: SPITALUL CLINIC DE PNEUMO LEON DANIELLO CLUJ

- lei

COD FISCAL: 4354540		DATA: 30.12.2016			
COD CONT/SURSA INDICATOR/SECTIUNE	DENUMIRE CONT / INDICATOR	CREDITE	DECHISE / VENITURI	PLATI EFECTUATE (CHELTUIELI)	DISPONIBIL (credite-chelt/venituri-chelt)
21	F 370400	D Varsaminte din sectiunea de functionare	285.090,25	,00	,00
21	F 395000	D Alte venituri din valorificarea unor bunuri	859,23	,00	,00
21	F 431400	D Subventii din bugetele locale pentru finantarea c	1.713.390,86	,00	,00
21	F 999997	D Inchidere conturi de venituri si cheltuieli sectiu	- 1.999.340,34	,00	,00
21	F 300530	F Alte venituri din concesiuni si inchirieri de catr	1.653,88	,00	,00
21	F 330800	F Venituri din prestari de servicii	690.212,63	,00	,00
21	F 332100	F Venituri din contractele incheiate cu casele de as	18.576.137,56	,00	,00
21	F 333000	F Venituri din contractele incheiate cu directiile d	6.814.951,41	,00	,00
21	F 333100	F Venituri din contractele incheiate cu directiile d	602.304,16	,00	,00
21	F 365000	F Alte venituri	8.627,02	,00	,00
	F 370100	F Donatii si sponsorizari	6.700,00	,00	,00
	F 370300	F Varsaminte din sectiunea de functionare pentru fin	285.090,25	,00	,00
21	F 410600	F Sume din excedentul anului precedent pentru acoper	,00	,00	,00
21	F 433300	F Subventii din bugetul Fondului national unic de as	399.540,00	,00	,00
21	F 999996	F Inchidere conturi de venituri si cheltuieli sectiu	- 26.815.036,41	,00	,00
24	F 660000710000	D Sanatate - TITLUL XIII ACTIVE NEFINANCIARE (71.01+)	2.046.790,00	1.999.277,87	47.512,13
24	F 660601710102	D Spitale generale - Masini, echipamente si mijloace	,00	1.672.864,00	,00
24	F 660601710103	D Spitale generale - Mobilier, aparatura birotica si	,00	36.211,01	,00
24	F 660601710130	D Spitale generale - Alte active fixe	,00	10.812,00	,00
24	F 660601710300	D Spitale generale - Reparatii capitale aferente act	,00	279.390,86	,00
24	F 999997	D Inchidere conturi de venituri si cheltuieli sectiu	,00	1.999.277,87	,00
24	F	D Total disp.(ven-ch)ct: 24 sursa: F sectiune: D	,00	1.999.277,87	- 1.999.277,87
	F	D Total (desch-ch)ct: 24 sursa: F sectiune: D	2.046.790,00	1.999.277,87	47.512,13
24	F 660000100000	F Sanatate - TITLUL I CHELTUIELI DE PERSONAL	19.457.000,00	18.510.174,76	946.825,24
24	F 660601100101	F Spitale generale - Salarii de baza	,00	9.334.548,00	,00
24	F 660601100105	F Spitale generale - Sporuri pentru conditii de munc	,00	3.814.740,00	,00



CONFORM CU ORIGINALUL

EXECUTIA CONTURILOR BUGETARE SI DE DISPONIBILITATI

SPITALUL CLINIC DE PNEUMO LEON DANIELLO CLUJ

COD FISCAL: 4354540

COD CONT/SURSA INDICATOR/SECTIUNE	DENUMIRE CONT / INDICATOR	CREDITE DESCHISE / VENITURI	PLATI EFECTUATE (CHELTUIELI)	DISPONIBIL (credite-chelt/venituri-chelt)
24	F 660601100106 F Spitale generale - Alte sporuri	,00	915.461,00	,00
24	F 660601100130 F Spitale generale - Alte drepturi salariale in bani	,00	35.910,00	,00
24	F 660601100201 F Spitale generale - Tichete de masa	,00	673.197,76	,00
24	F 660601100301 F Spitale generale - Contributii de asigurari social	,00	2.769.637,00	,00
24	F 660601100302 F Spitale generale - Contributii de asigurari de som	,00	70.057,00	,00
24	F 660601100303 F Spitale generale - Contributii de asigurari social	,00	732.218,00	,00
24	F 660601100304 F Spitale generale - Contributii de asigurari pentru	,00	39.500,00	,00
24	F 660601100306 F Spitale generale - Contributii pentru concedii si	,00	124.906,00	,00
24	F 660000200000 F Sanatate - TITLUL II BUNURI SI SERVICII	7.792.000,00	7.460.546,54	331.453,46
24	F 660601200101 F Spitale generale - Furnituri de birou	,00	99.381,96	,00
24	F 660601200102 F Spitale generale - Materiale pentru curatenie	,00	115.724,02	,00
24	F 660601200103 F Spitale generale - Incalzit, Iluminat si forta mot	,00	574.222,94	,00
24	F 660601200104 F Spitale generale - Apa, canal si salubritate	,00	127.218,94	,00
24	F 660601200105 F Spitale generale - Carburanti si lubrifianti	,00	9.881,27	,00
24	F 660601200106 F Spitale generale - Piese de schimb	,00	199.999,04	,00
24	F 660601200107 F Spitale generale - Transport	,00	9.472,97	,00
24	F 660601200108 F Spitale generale - Posta, telecomunicatii, radio,	,00	48.731,54	,00
24	F 660601200109 F Spitale generale - Materiale si prestari de servic	,00	1.431.531,69	,00
24	F 660601200130 F Spitale generale - Alte bunuri si servicii pentru	,00	693.257,52	,00
24	F 660601200200 F Spitale generale - Reparatii curente	,00	447.373,31	,00
24	F 660601200301 F Spitale generale - Hrana pentru oameni	,00	526.470,54	,00
24	F 660601200401 F Spitale generale - Medicamente	,00	1.342.867,47	,00
24	F 660601200402 F Spitale generale - Materiale sanitare	,00	524.515,41	,00
24	F 660601200403 F Spitale generale - Reactivi	,00	645.544,53	,00
24	F 660601200404 F Spitale generale - Dezinfectanti	,00	142.342,80	,00
24	F 660601200503 F Spitale generale - Lenjerie si accesorii de pat	,00	44.486,10	,00
24	F 660601200530 F Spitale generale - Alte obiecte de inventar	,00	280.394,98	,00
24	F 660601200601 F Spitale generale - Deplasari interne, detasari, tr	,00	3.707,82	,00



BONFORM CU
ORIGINALUL

EXECUTIA CONTURILOR BUGETARE SI DE DISPONIBILITATI

SPITALUL CLINIC DE PNEUMO LEON DANIELLO CLUJ

COD FISCAL: 4354540

COD CONT/SURSA INDICATOR/SECTIUNE	DENUIMIRE CONT / INDICATOR	CREDITE DESCHISE / VENITURI	PLATI EFECTUATE (CHELTUIELI)	DISPONIBIL (credite-chelt/venituri-chelt)
24	F 660601200900 F Spitale generale - Materiale de laborator	,00	18.683,08	,00
24	F 660601201100 F Spitale generale - Carti, publicatii si materiale	,00	5.563,48	,00
24	F 660601201300 F Spitale generale - Pregatire profesionala	,00	46.076,64	,00
24	F 660601201400 F Spitale generale - Protectia muncii	,00	39.176,00	,00
24	F 660601203003 F Spitale generale - Prime de asigurare non-viata	,00	4.617,59	,00
24	F 660601203030 F Spitale generale - Alte cheltuieli cu bunuri si se	,00	79.304,90	,00
24	F 660000590000 F Sanatate - TITLUL XI ALTE CHELTUIELI	935.990,00	838.175,00	97.815,00
24	F 660601590100 F Spitale generale - Burse	,00	838.175,00	,00
24	F 999996 F Inchidere conturi de venituri si cheltuieli sectiu	,00	26.808.896,30	,00
24	<i>F Total (desch-ch)ct: 24 sursa: F sectiune: F</i>	<i>28.184.990,00</i>	<i>26.808.896,30</i>	<i>1.376.093,70</i>
24	<i>F Total disp.(ven-ch)ct: 24 sursa: F sectiune: F</i>	<i>,00</i>	<i>26.808.896,30</i>	<i>26.808.896,30</i>
24	<i>Total cont: 24</i>	<i>30.231.780,00</i>	<i>28.808.174,17</i>	<i>1.423.605,83</i>
5006	Disp.sume mandat,depozit.local	54.933,36	46.129,16	8.804,20
5007	Disp.- donatii si sponsorizari	6.700,00	6.700,00	,00
82	980000 Excedent/deficit al bug.local	1.956.570,34	100.000,00	1.856.570,34
82	989600 Excedent/deficit al bug.local	26.815.036,41	26.815.036,41	,00
82	989700 Excedent/deficit al bug.local	1.999.340,34	1.999.340,34	,00



CONFORM CU
ORIGINALUL

Trezoreria Cluj Napoca

EXTRAS DE CONT
la data : 28.12.2016

Editat la data de : 28.12.2016 07:29 pm

SPTAL CLINIC PNEUMO CLUJ

DATA DOC PLATII
CONT CORESPONDENT
IBAN PLATITOR/
BENEFICIAR

RO05TREZ2165006XXX025376
BPHASDEU nr6 CLUJNAFOCA
COD PLATITOR/
BENEFICIAR

27.12.2016 27.12.2016 6101

RO28RNCB0157054172050003

1880604261970

VLAIC ADRIAN
ALEXANDRU

DEBIT
,00
,00
,00
46.129,16
,00


CREDIT
7.700,23
1.103,97
1.103,97
54.933,36
8.804,20

INDICATOR
ANGAJAMENT ANGAJAMENT

NR. REFERINTA-
EXPLICATII
TZ21684364180-CHELT DE
SPITALIZARE

Id precedent
Inchisura
Total suma
d final

CONFORM CU
ORIGINALUL



SITUATIA FLUXURILOR DE TREZORERIE

la data de 31.12.2016

Cod 04

-lei-

Denumirea indicatorilor A	Cod rand B	Total 1	Casa in valuta 2	Alte disponibilitati 3
1. Incasari	02	32,430		32,430
2. Plati	03	994		994
3. Numerar net din activitatea operationala (rd. 02- rd.03)	04	31,436		31,436
IV. CRESTEREA (DESCRESTEREA) NETA DE NUMERAR SI ECHIVALENT DE NUMERAR (rd.04+rd.08+rd.12)	13	31,436		31,436
V. NUMERAR SI ECHIVALENT DE NUMERAR LA INCEPUTUL ANULUI	14	24,500		24,500
VI. NUMERAR SI ECHIVALENT DE NUMERAR LA FINELE PERIOADEI (rd.13+14 +15-16)	17	55,936		55,936

NOTA: Coloanale se completeaza astfel:

Col.1 TOTAL - (col.2+col.3+.....n)

Col.2 - ct. 5310402 "Casa în valuta"

Col.3 si urmatoarele - ct. de disponibilitati în lei si în valuta la unitati bancare:(5xxxxxx)

Manager

Dr. Muresan Vasile



Director Financiar Contabil

Ec.Muntean Anca Elena

A handwritten signature in blue ink, appearing to read "Ec. Muntean Anca Elena".

SITUATIA CENTRALIZATOARE A CONTURILOR GESTIONARI LA DATA DE 31-12-2016

Titular:

2661063 SPITALUL CLINIC DE PNEUMOFIZIOLOGIE LEON DANIELLO

Org_id	Unitate	Cont	Dobanda ir Sold	Client	Nume	Prenume	IBAN	CNP
Valuta ROL unitatea CLUJ CLUJ-NAPOCA								
141	CLUJ CLUJ-	25335.A01 ,48	5556,66	2664234	Homorodean	Daniela	RO54RNCB0106026610630001	2.53E+12
141	CLUJ CLUJ-	25335.A01 ,15	1686,12	2664228	Molnar	Ileana	RO70RNCB0106026610630004	2.61E+12
141	CLUJ CLUJ-	25335.A01 ,26	2984,91	2665500	Zegrean	Crina Floric	RO32RNCB0106026610630009	2.73E+12
141	CLUJ CLUJ-	25335.A01 ,29	3357,14	2665501	Nuna	Mihaela	RO05RNCB0106026610630010	2.77E+12
141	CLUJ CLUJ-	25335.A01 ,14	1672,8	2683714	Hodrea	Valeria	RO48RNCB0106026610630012	2.64E+12
141	CLUJ CLUJ-	25335.A01 ,13	1526,34	2683357	Farcas	Elisabeta	RO21RNCB0106026610630013	2.64E+12
141	CLUJ CLUJ-	25335.A01 ,14	1615,99	11505631	Corchis	Daniela M	RO15RNCB0106026610630024	2.89E+12
141	CLUJ CLUJ-	25335.A01 ,27	3079,1	13547069	Bordea	Traian	RO85RNCB0106026610630025	1.72E+12
141	CLUJ CLUJ-	25335.A01 ,28	3210,18	10232014	Minecan	Claudia Sir	RO31RNCB0106026610630027	2.71E+12
141	CLUJ CLUJ-	25335.A01 ,53	6306,34	14457278	Portik	Lucia-Valer	RO04RNCB0106026610630028	2.63E+12
141	CLUJ CLUJ-	25335.A01 ,45	5245,99	2627210	Precup	Dorel	RO58RNCB0106026610630026	1.55E+12
141	CLUJ CLUJ-	25335.A01 ,26	2984,95	10792678	Buze	Adriana Nic	RO10RNCB0106026610630017	2.72E+12
141	CLUJ CLUJ-	25335.A01 ,33	3785,08	8793107	Forna	Eniko	RO80RNCB0106026610630018	2.69E+12
141	CLUJ CLUJ-	25335.A01 ,26	2984,9	10792681	Sipos	Mariana	RO53RNCB0106026610630019	2.71E+12
141	CLUJ CLUJ-	25335.A01 ,3	3441	8725680	Useri	Maria	RO26RNCB0106026610630020	2.55E+12
141	CLUJ CLUJ-	25335.A01 ,23	2713,38	1323988	Lupea	Camelia Ali	RO96RNCB0106026610630021	2.75E+12
141	CLUJ CLUJ-	25335.A01 ,33	3785,06	2683241	Pestean	Melania Elk	RO69RNCB0106026610630022	2.74E+12
Total valuta ROL unitatea CLUJ CLUJ 4,83			55935,94					
Total valuta ROL			4,83					



utilizator: Soporan Dorina

Perioada: 01.12.2016 - 31.12.2016

Stare note: Validate si Nevalidate

Tip note: Note contabile

FISA DE CONT

28.01.01.1 GARANTII MATERIALE

Perioada : 01.12.2016 31.12.2016

- Lei noi -

DATA	Document		Rulaje		SOLD	Cont Correspondent	Articol Bugetar	EXPLICATII	Nota
	1	2	Debit	Credit					
	SOLD	AN			C 24,500.01				
	SOLD	INITIAL	994.00	52,717.01	C 51,723.01				
1.12.2016			0.00	2,339.00	C 54,062.01	550.01.01.1	33.01 / F	gar mat luna septembrie	2032
1.12.2016			0.00	1,528.00	C 55,590.01	550.01.01.1	33.01 / F	gar mat luna octombrie	2032
1.12.2016			0.00	312.00	C 55,902.01	550.01.01.1	33.01 / F	gar mat luna noiembrie	2032
1.12.2016			0.00	33.93	C 55,935.94	550.01.01.1	33.01 / F	inreg dob an 2016	2032
	Rulaje	perioada	0.00	4,212.93					
	Rulaje	cumulate	994.00	56,929.94	C 55,935.94				

utilizator: Soporan Dorina

Perioada: 01.12.2016 - 31.12.2016

Stare note: Valide si Nevalide

Tip note: Note contabile

FISA DE CONT

50.01.01.1 GARANTII MATERIALE

Perioada: 01.12.2016 31.12.2016

- Lei noi -

DATA	Document		Rulaje		SOLD	Cont Correspondent	Articol Bugetar	EXPLICATII	Nota
	I	2	Debit	Credit					
	SOLD	AN			D 24,500.01				
	SOLD	INITIAL	52,717.01	994.00	D 51,723.01				
1.12.2016			2,339.00	0.00	D 54,062.01	428.01.01.1	33.01 /F	gar mat luna septembrie	2032
1.12.2016			1,528.00	0.00	D 55,590.01	428.01.01.1	33.01 /F	gar mat luna octombrie	2032
1.12.2016			312.00	0.00	D 55,902.01	428.01.01.1	33.01 /F	gar mat luna noiembrie	2032
1.12.2016			33.93	0.00	D 55,935.94	428.01.01.1	33.01 /F	inreg dob an 2016	2032
	Rulaje	perioada	4,212.93	0.00					
	Rulaje	cumulate	56,929.94	994.00	D 55,935.94				

PLATI RESTANTE

I.

la data de 31.12.2016

DENUMIREA INDICATORILOR	Nr. rand	Sold la inceputul anului	Sold la finele perioade	
			TOTAL	Din care: afere sumelor angajate cu prevederi bugetare
A	B	1	2	3
PLATI RESTANTE-TOTAL (rd. 150+300),din care:	01			
-sub 30 de zile (rd. 151+301)	02			
-peste 30 de zile (rd. 152+302)	03			
-peste 90 de zile (rd. 153+303)	04			
-peste 120 zile (rd.154+304)	05			
-peste 1 an rd. 155+305)	06			
PLATI RESTANTE-TOTAL SECTIUNEA DE FUNCTIONARE	150			
(rd.160+170+240+250+270+280+290), din care:				
-sub 30 de zile (rd.161+171+241+251+271+281+291)	151			
-peste 30 de zile (rd.162+172+242+252+272+282+292)	152			
-peste 90 de zile (rd. 163+173+243+253+273+283+293)	153			
-peste 120 zile (rd. 165+174+245+257+274+284+294)	154			
-peste 1 an (rd. 166+175+246+258+275+285+295)	155			
Plati restante catre furnizori, creditorii din operatii comerciale (ct.4010100, ct.4030100, ct.4620101, ct.4620109) (rd.161+162+163+165+166) din care:	160			
-sub 30 de zile	161			
-peste 30 de zile	162			
-peste 90 de zile din care:	163			
(ct.4620101,ct.4620109)	164			
-peste 120 zile	165			
-peste 1 an	166			
Plati restante fata de bugetul general consolidat (rd.171+172+173+174+175) (ct.4310100,ct.4310200, ct.4310300,ct.4310400,ct.4310500, ct.4310700,ct.4370100,ct.4370200,ct.4370300,ct.4420300, ct.4440000, ct.4460000,ct.4480100) din care:	170			
-sub 30 de zile	171			
-peste 30 de zile	172			
-peste 90 de zile	173			
-peste 120 zile	174			
-peste 1 an	175			
Plati restante fata de salariati (drepturi salariale), (ct.4210000, ct.4230000, ct.4260000, ct.4270100, ct.4270300, ct.4280101) (rd.241+242+243+245+246) din care:	240			
-sub 30 de zile	241			
-peste 30 de zile	242			
-peste 90 de zile	243			
-din care ct.(4270100+4270300)	244			
-peste 120 zile	245			
-peste 1 an	246			
Plati restante fata de alte categorii de persoane, (ct.4270300, ct.4290000, ct.4380000) (rd.251+252+253+257+258) din care:	250			
-sub 30 de zile :	251			
-peste 30 de zile :	252			
-peste 90 de zile din care:(rd.254+255+256)	253			
-ct.(4270300)	254			
-ct.(4290000)	255			
-ct.(4380000)	256			
-peste 120 zile	257			

A	B	1	2	3
peste 1 an	258			
imprumuturi nerambursate la scadenta, (ct.1610100, ct.1620100, ct.1630100, ct.1650100, ct.1670101, ct.1670102, ct.1670103, ct.1670108, ct.1670109, ct.1690100, ct.5190101, ct.5190102, ct.5190105, ct.5190106, ct.5190107, ct.5190108, ct.5190109, ct.5190110, ct.5190180, ct.5190190) (rd.271+272+273+274+275) din care:	270			
sub 30 de zile	271			
peste 30 de zile	272			
peste 90 de zile	273			
peste 120 zile	274			
peste 1 an	275			
Dobânzi restante, din care: (afereente celor de la rd.270), (ct.1680100, ct.1680200, ct.1680300, ct.1680500, ct.1680701, ct.1680702, ct.1680703, ct.1680708, ct.1680709, ct.5180605, ct.5180606, ct.5180608, ct.5180609, ct.5180800) (rd.281+282+283+284+285) din care:	280			
sub 30 de zile	281			
peste 30 de zile	282			
peste 90 de zile	283			
peste 120 zile	284			
peste 1 an	285			
Creditori bugetari (ct.4620109, ct.4670200) (rd.291+292+293+294+295), din care:	290			
sub 30 de zile	291			
peste 30 de zile	292			
peste 90 de zile	293			
peste 120 zile	294			
peste 1 an	295			
PLATI RESTANTE-TOTAL SECTIUNEA DEZVOLTARE (rd.310+320+330) din care:	300			
sub 30 de zile (rd. 311+321+331)	301			
peste 30 de zile (rd. 312+322+332)	302			
peste 90 de zile (rd. 313+323+333)	303			
peste 120 zile (rd. 315+324+334)	304			
peste 1 an (rd. 316+325+335)	305			
Plati restante catre furnizori, creditori din operatii comerciale (ct.4040100, ct.4050100, ct.4620101, ct.4620103, ct.4620109) (rd.311+312+313+315+316) din care:	310			
sub 30 de zile	311			
peste 30 de zile	312			
peste 90 de zile din care:	313			
(ct.4620101, ct.4620103, ct.4620109)	314			
peste 120 zile	315			
peste 1 an	316			
imprumuturi nerambursate la scadenta, (ct.1610100, ct.1620100, ct.1630100, ct.1650100, ct.1670101, ct.1670102, ct.1670103, ct.1670108, ct.1670109, ct.1690100, ct.5190101, ct.5190102, ct.5190105, ct.5190103, ct.5190107, ct.5190108, ct.5190110, ct.5190180, ct.5190190) (rd.321+322+323+324+325) din care:	320			
sub 30 de zile	321			
peste 30 de zile	322			
peste 90 de zile	323			
peste 120 zile	324			
peste 1 an	325			
Dobânzi restante, din care: (afereente celor de la rd.320), (ct.1680100, ct.1680200, ct.1680300, ct.1680500, ct.1680701, ct.1680702, ct.1680703, ct.1680708, ct.1680709, ct.5180605, ct.5180606, ct.5180608, ct.5180609, ct.5180800) (rd. 331+332+333+334+335) din care:	330			
sub 30 de zile	331			
peste 30 de zile	332			
peste 90 de zile	333			
peste 120 zile	334			
peste 1 an	335			

- *) Se completeaza cu urmatoarele coduri:
- 40 - pentru total plati restante;
 - 41 - pentru plati restante din bugetul de stat;
 - 42 - pentru plati restante din bugetele locale;
 - 43 - pentru plati restante din bugetul asigurarilor sociale de stat;
 - 44 - pentru plati restante din bugetul asigurarilor pentru somaj;
 - 45 - pentru plati restante din bugetul Fondului national unic de asigurari sociale de sanatate;
 - 46 - pentru plati restante din credite externe;
 - 47 - pentru plati restante din credite interne;
 - 48 - pentru plati restante din fonduri externe nerambursabile;
 - 51 - pentru plati restante ale instutiilor publice finantate integral din venituri proprii;
 - 53 - pentru plati restante ale instutiilor publice finantate ipartial din venituri proprii;
 - 54 - pentru plati restante ale iactivitatilor finantate integral din venituri proprii;

Manager

Dr. Muresan Vasile



Director Financiar Contabil

Ec.Muntean Anca Elena

Explicatie	Plati restante		Plati restante aferente programelor nationale		Plati restante aferente fondurilor externe nerambursabile postaderare *****)		Plati restante aferente fondurilor externe nerambursabile preaderare (sursa08)	
	total **)	din care: arierate ***)	total	din care: arierate	total	din care: arierate	total	din care: arierate
0	1	1.1	2	2.1	3	3.1	4	4.1
sold la finele lunii precedente	0	0	0	0	0	0	0	0
sold la finele perioadei	0	0	0	0	0	0	0	0
% diminuare arierate luna raportare ***)(rd3=1-rd2/rd1)	0	0	0	0	0	0	0	0

*) Se completeaza cu urmatoarele coduri:

- 40 - pentru total plati restante;
- 42 - pentru plati restante din bugetele locale (sectiune functionare, sectiune dezvoltare);
- 46 - pentru plati restante din credite externe (sectiune dezvoltare);
- 47 - pentru plati restante din credite interne (sectiune dezvoltare);
- 48 - pentru plati restante din fonduri externe nerambursabile;
- 51 - pentru plati restante ale institutiilor publice finantate integral din venituri proprii (sectiune functionare, sectiune dezvoltare);
- 53 - pentru plati restante ale institutiilor publice finantate partial din venituri proprii (sectiune functionare, sectiune dezvoltare);
- 54 - pentru plati restante ale activitatilor finantate integral din venituri proprii

**) Sumele vor corespunde cu rd.1 din Anexa 30b.

***) Sumele vor corespunde cu rd. 4+5+6 din Anexa 30b.

****) Rd.3 se completeaza numai la cod 51.Pentru indeplinirea conditiei prevazute la art.49 alin.(13*8) din Legea nr.273/2006 privind

finantele publice, cu modificarile si completarile ulterioare, procentul calculat la rd.3 coloana 1.1 trebuie sa fie mai mare de 3%.
 *****) Se vor cuprinde platile restante care se suporta din bugetul local sau din bugetele institutiilor publice

finantate integral sau partial din venituri proprii de subordonare locala, de la titlul de cheltuieli bugetare 56 " Proiecte cu finantare din fonduri externe nerambursabile (FEN) posaderare" si titlul 58 "Proiecte cu finantare din fonduri externe nerambursabile aferente cadrului financiar 2014-2020 " cu exceptia celor de la sursa 08.

Manager

Dr. Muresan Vasile

Director Financiar Contabil

Ec.Muntean Anca Elena




SITUATIA ACTIVELOR SI DATORIILOR INSTITUTIILOR PUBLICE
DIN ADMINISTRATIA LOCALA

Cod 18		la data de 31.12.2016		-lei-
Nr. rand		Cod rand	Sold la inceputul anului	Sold la sfarsitul perioadei
A	B	C	1	2
	Disponibilitati in lei ale institutiilor publice locale si ale institutiilor publice de subordonare locala, la trezorerii (ct.5100000+ct.5120101+ct.5120501+ct.5150101+ct.5150103+ct.5150500+ct.5150600+ct.5160101+ct.5160301 +ct.5160302+ct.5170101+ct.5170301+ct.5170302+ct.5210100+ct.5210300+ct.5280000+ct.5290201+ct.5290301+ct.5290400+ ct.5290901+ct.5500101+ct.5520000+ct.5550101 +ct.5570101+ct.5580101+ct.5580201+ct.5600101+ ct.5600300+ct.5610100+ct.5610300+ct.5620101+ct.5620300-ct.7700000), din care :	5	1857068	1865375
	Total (in baze cash) (rd.04+05)	8	1857068	1865375
	Total (in baze accrual) (rd.08+09)	10	1857068	1865375
	Alte valori (ct.5320100+ct.5320200+ct.5320300+ct.5320400+ct.5320500+ ct.5320600+ct.5320800)	23	239	876
	Disponibilitati ale institutiilor publice locale si ale institutiilor de subordonare locala la institutiile de credit rezidente (ct.5110101+ct.5110102+ct.5120102+ct.5120402+ct.5120502+ct.5150102+ ct.5150202+ct.5160102+ct.5160202+ct.5170102+ ct.5170202+ct.5290202+5290302+ct.52	32	24500	55936

	5550102+ct. 5550202+ct.5570202+ct.55 80102+ ct.5580302+ ct.5600102+ct.5600103+ct .5610102+ct5610103+ct.56 20102+ct.5620103), din care :			
	Total (în baze cash) (rd.32+35)	36	24500	55936
	Total (în baze accrual) (rd.36+37)	38	24500	55936
	Creante comerciale curente legate de livrari de bunuri si servicii de catre autoritatile locale sau de institutii subordonate acestora (ct.2320000+ct.2340000+c t.4090101+ct.4090102+ct. 4110101+ct.4110108+ ct.4130100+ct.4180000+ct .4610101 - ct.4910100 - ct.4960100). Total (rd.166+167+168+172), din care de la :	165	1910214	1619867
	- de la societati nefinanciare (S.11),	167	1910214	1619867
1	Sume datorate tertilor reprezentând garantii si cautiuni aflate în conturile institutiilor publice (ct.4280101+ct.4280201+c t.4620109+ct.4620209) Total (rd.204+205+206), din care :	203	52087	55936
	- salariatilor (gospodariile populatiei) (S.143)	204	24500	55936
	- societati nefinanciare (S.11)	205	27587	
	Datorii comerciale curente legate de livrari de bunuri si servicii (ct.4010100+ct.4030100+c t.4040100 +ct. 4050100+ct.4080000 + ct.4190000+ ct.4620101) Total (rd.321+322+326+327), din care catre :	320	22363	46311
	- Societati nefinanciare (S.11)	321	22363	46311
	Datoriile institutiilor publice din administratia locala catre bugete (331	576285	880058

	ct.4420300+ ct.4310100+ct.4310200+ct. .4310300+ct.4310400+ ct.4310500+ ct.4310700+ct. 4370100+ct.4370200+ct.43 70300+ ct.4420801 +ct.4440000+ct.4460000+c t.4480100)			
	Salariile angajatilor (ct 4210000+ct.4230000+ct.42 60000 +ct.4270100+ct. 4270300 +ct.4280101)	332	747878	1171273
	Total (rd.331+332+333+334)	335	1324163	2051331

Nota

Sectoarele si subsectoarele definite conform Sistemului European de Conturi (SEC' 95)	utilizator Anexa 40	Cod SEC'95
Societati nefinanciare		S.11
Societati financiare		S.12
Banca centrala		S.121
Societati care accepta depozite, exclusiv banca centrala		S.122
Fonduri de piata monetara		S.123
Fonduri de investitii, altele decat fondurile de piata monetara		S.124
Alti intermediari financiari, exclusiv societati de asigurare si fonduri de pensii		S.125
Auxiliari financiari		S.126
Societati de asigurare (SA)		S.128
Fonduri de pensii (FP)		S.129
Administratii publice		S.13
Administratia centrala(exclusiv fondurile de securitate sociala)		S.1311
Administratia locale(exclusiv fondurile de securitate sociala)		S.1313
Fonduri de securitate sociala		S.1314
Gospodariile populatiei		S.14
Restul lumii		S.2
State membre si institutii si organisme ale Uniunii Europene		S.21
Statele membre ale Uniunii Europene		S.211
Institutii si organisme ale Uniunii Europene		S.212
State nonmembre si organizatii internationale nerezidente ale Uniunii Europene		S.22

Manager

Dr. Muresan Vasile



Director Financiar Contabil

Ec. Muntean Anca Elena

SITUATIA ACTIVELOR FIXE AMORTIZABILE

Anexa 35a

cod 26

la data de 31.12.2016


Denumirea activelor fixe	Nr. rand	Existent 31.12.2015		Sold la inceputul anului	Cresteri					alte cai	
		1	2		3	4=5+6+7+8+9	5	6	7		8
		Total din care									
A	B	1	2	3	4=5+6+7+8+9	5	6	7	8	9	
alte active fixe necorporale(ct.2080100+2080200)	04			150920	10812		10812				
TOTAL (rd. 02+03+04)	05			150920	10812		10812				
constructii (ct. 2120000) din care:	08			21580933	1440						
alte active fixe încadrate în grupa constructiilor	16			21580933	1440						1440
statalii tehnice, mijloace de transport, animale si plantatii	17			6551221	1689764		1671424				1440
t.2130100+2130200+2130300+2130400)											
obolier, aparatura birotica, echipamente de protectie a valorilor umane	18			438554	36211		36211				
materiale si alte active fixe corporale (ct.2140000)											
TOTAL (rd. 07 +08 +17 + 18)	19			28570708	1727415		1707635		18340		1440
TOTAL ACTIVE FIXE (rd. 05+ 19)	20			28721628	1738227		1718447		18340		1440

Manager

Dr. Muresan Vasile

Director Financiar Contabil

Ec.Muntean Anca Elena



(Handwritten signature in blue ink)

SITUATIA ACTIVELOR FIXE AMORTIZABILE

cod 27

la data de 31.12.2016

- lei -

Nr. rând	Denumirea activelor fixe	Reduceri							Sold la sf. anului	Ajustari de valoare(amortizari si ajustari pentru depreciere)				Valoare contabila neta, din care:		
		Total din care	diferente din reevaluare	eliminare amortizare	dezmembrari si casari	transferuri cu titlu gratuit	vanzari	alte cai		Sold la inceputul anului	Cresteri	Reduceri	Sold la sf. anului	Domeniu privat al statului	Domeniu privat al UAT	Proprietate privata a instiit.pub
		10=11+12+13+14+15+16	11	12	13	14	15	16	17=3+4-10	18	19	20	21=18+19-20	22=17-21-23-24	23=17	24=17
04	alte active fixe corporale(ct.2080100+2080200)								161732	150920	5608		156528			5204
05	TOTAL (rd. 02+03+04)								161732	150920	5608		156528			5204
08	construcții (ct.2120000) (rd.08 = de la rd.09 la rd.16) din care:								21582373	21580933	1440		21582373			
16	alte active fixe încadrate în grupa construcțiilor								21582373	21580933	1440		21582373			
17	instalații tehnice, mijloace de transport, animale și plantații (ct.2130100+2130200+2130300+2130400)	853766			835425	18341			7387219	3899540	310290	853766	3356064	3031155		1000000
18	mobiler, aparatura birotică, echipamente de protecție a valorilor umane și materiale și alte active fixe corporale (ct.2140000)								474765	78385	19265		97650	377115		
19	TOTAL (rd. 07 +08 +17 + 18)	853766			835425	18341			29444357	25558858	330995	853766	25036087	3408270		1000000
20	TOTAL ACTIVE FIXE (rd. 05+ 19)	853766			835425	18341			29606098	25709778	336603	853766	25192615	3408270		1005204

Coloana 5 se completează cu creșterile de valoare din reevaluare evidențiate în conturile 105"Rezerve din reevaluare" și 7813"Venituri din ajustări privind deprecierea activelor fixe";

Coloana 11 se completează cu reducerile de valoare din reevaluare evidențiate în conturile 105"Rezerve din reevaluare" și 6813"Cheltuieli operaționale privind ajustările pentru deprecierea activelor fixe";

Coloana 12 se completează cu valoarea amortizării eliminată din valoarea activului fix în situația în care reevaluarea se efectuează de către evaluatorii autorizați. Aceeasi valoare se completează și pe coloana 20 "reduceri".

Manager

Dr. Muresan Vasile



Director Financiar Contabil

Ec.Muntean Anca Elena

SITUATIA ACTIVELOR FIXE NEAMORTIZABILE

cod 28

la data de 31.12.2016

- lei -

Denumirea activelor fixe	Nr. rand	Existent 31.12.2015			Sold la inceputul anului	Total din care:	Cresteri				
		UM	UM	UM			diferente din reevaluare	achizitii	transferuri primite cu titlu gratuit	donatii, sponsorizari	alte cai
A	B	1	2	3	4	5=6+7+8+9+10	6	7	8	9	10
Terenuri (ct. 2110100)	07				13969553						
Constructii (ct.2120000) (rd.08 = de la rd.09 la rd.16) din care:	08				21580934	1440					1440
alte active fixe încadrate în grupa constructii	16				21580934	1440					1440
Active fixe corporale in curs de executie (ct. 2310000)	19				9920	280765					280765
TOTAL (rd.06+ 07 + 08+ 17+18+19+20)	21				35560407	282205					282205
TOTAL ACTIVE FIXE (rd. 04+21)	22				35560407	282205					282205

Manager

Dr. Muresan Vasile

Director Financiar Contabil

Ec.Muntean Anca Elena



CONTUL DE EXECUTIE AL INSTITUTIILOR PUBLICE - CHELTUIELI

la data de 31.12.2016

21 Capitol 6610060105 Subcapitol

-lei-

DENUMIREA INDICATORILOR*)	Cod indicator	Credite de angajament	Credite bugetare		Angajamente bugetare	Angajamente legale	Plati efectuate	Angajamente legale de platit	Cheltuieli efective
			anuale aprobate la finele perioadei de raportare	trimestriale cumulate					
A	B	1	2	3	4	5	6	7=5-6	8
L CHELTUIELI(SECTIUNEA DE FUNCTIONARE+SECTIUNEA DE DEZVOLTARE)			30,231,780	30,231,780	28,857,814	28,857,814	28,808,174	49,640	27,885,303
IUNEA DE FUNCTIONARE (cod 01+79+85)	F		28,184,990	28,184,990	26,858,536	26,858,536	26,808,896	49,640	27,568,414
TUIELI CURENTE 0+30+40+50+51SF+55SF+57+59)	01F		28,184,990	28,184,990	26,858,536	26,858,536	26,808,896	49,640	27,568,414
L I CHELTUIELI DE PERSONAL (cod 10.01 la 10.03)	10		19,457,000	19,457,000	18,510,175	18,510,175	18,510,175		19,166,175
cheltuieli salariale in bani (cod 10.01.01 la 16+10.01.30)	1001		14,752,040	14,752,040	14,100,659	14,100,659	14,100,659		14,620,566
de baza	100101		9,398,660	9,398,660	9,334,548	9,334,548	9,334,548		9,687,418
ri pentru conditii de munca	100105		3,936,350	3,936,350	3,814,740	3,814,740	3,814,740		3,997,550
poruri	100106		1,342,000	1,342,000	915,461	915,461	915,461		895,040
repturi salariale in bani	100130		75,030	75,030	35,910	35,910	35,910		40,558
cheltuieli salariale in natura (cod 10.02.01 la 06+10.02.30)	1002		787,320	787,320	673,198	673,198	673,198		673,198
e de masa	100201		787,320	787,320	673,198	673,198	673,198		673,198
butii (cod 10.03.01 la 10.03.06)	1003		3,917,640	3,917,640	3,736,318	3,736,318	3,736,318		3,872,411
butii de asigurari sociale de stat	100301		2,869,300	2,869,300	2,769,637	2,769,637	2,769,637		2,877,700
butii de asigurari de somaj	100302		75,170	75,170	70,057	70,057	70,057		72,664
butii de asigurari sociale de sanatate	100303		766,320	766,320	732,218	732,218	732,218		760,186
butii de asigurari pentru accidente de munca si boli profesionale	100304		51,680	51,680	39,500	39,500	39,500		41,025
butii pentru concedii si indemnizatii	100306		155,170	155,170	124,906	124,906	124,906		120,836

A	B	1	2	3	4	5	6	7=5-6	8
20	20		7,792,000	7,792,000	7,510,186	7,510,186	7,460,546	49,640	7,564,064
2001	2001		3,532,500	3,532,500	3,354,968	3,354,968	3,309,421	45,547	3,368,160
200101	200101		103,600	103,600	103,095	103,095	99,382	3,713	101,601
200102	200102		119,400	119,400	117,532	117,532	115,724	1,808	124,094
200103	200103		628,000	628,000	574,223	574,223	574,223		574,277
200104	200104		134,000	134,000	127,219	127,219	127,219		127,219
200105	200105		12,520	12,520	10,929	10,929	9,881	1,048	10,387
200106	200106		216,570	216,570	199,999	199,999	199,999		198,407
200107	200107		10,500	10,500	9,473	9,473	9,473		9,473
200108	200108		54,130	54,130	48,731	48,731	48,731		48,094
200109	200109		1,461,180	1,461,180	1,432,297	1,432,297	1,431,532	765	1,436,392
200130	200130		792,600	792,600	731,470	731,470	693,257	38,213	738,216
2002	2002		457,190	457,190	447,373	447,373	447,373		460,547
2003	2003		535,000	535,000	527,152	527,152	526,471	681	533,661
200301	200301		535,000	535,000	527,152	527,152	526,471	681	533,661
2004	2004		2,718,600	2,718,600	2,656,153	2,656,153	2,655,270	883	2,977,696
200401	200401		1,367,400	1,367,400	1,343,750	1,343,750	1,342,867	883	1,356,882
200402	200402		545,400	545,400	524,515	524,515	524,515		502,346
200403	200403		663,400	663,400	645,545	645,545	645,545		973,452
200404	200404		142,400	142,400	142,343	142,343	142,343		145,016
2005	2005		332,510	332,510	324,881	324,881	324,881		30,177
200503	200503		45,000	45,000	44,486	44,486	44,486		
200530	200530		287,510	287,510	280,395	280,395	280,395		30,177
2006	2006		4,200	4,200	3,708	3,708	3,708		3,708
200601	200601		4,200	4,200	3,708	3,708	3,708		3,708
2009	2009		22,500	22,500	18,683	18,683	18,683		19,355
2011	2011		7,000	7,000	5,563	5,563	5,563		5,563
2013	2013		46,300	46,300	46,077	46,077	46,077		46,077
2014	2014		39,200	39,200	39,176	39,176	39,176		37,694
2030	2030		97,000	97,000	86,452	86,452	83,923	2,529	81,426

A	B	1	2	3	4	5	6	7=5-6	8
de asigurare non-viata	203003		5,500	5,500	4,618	4,618	4,618		4,618
cheltuieli cu bunuri si servicii	203030		91,500	91,500	81,834	81,834	79,305	2,529	76,808
JL XI ALTE CHELTUIELI (cod +59.02+59.08+59.11+59.12+59.15+59.17+59.20+59.22+59.30+59.35)	59		935,990	935,990	838,175	838,175	838,175		838,175
	5901		935,990	935,990	838,175	838,175	838,175		838,175
TIUNEA DE DEZVOLTARE (cod 5+56+58+70+81+85)	D		2,046,790	2,046,790	1,999,278	1,999,278	1,999,278		316,889
TUIELI DE CAPITAL ((cod 71+72+75)	70		2,046,790	2,046,790	1,999,278	1,999,278	1,999,278		316,889
JL XIII ACTIVE NEFINANCIARE (cod 71.01 + 71.03)	71		2,046,790	2,046,790	1,999,278	1,999,278	1,999,278		316,889
fixe (cod 71.01.01 la 71.01.03+71.01.30)	7101		1,725,230	1,725,230	1,719,887	1,719,887	1,719,887		316,889
ii, echipamente si mijloace de transport	710102		1,677,310	1,677,310	1,672,864	1,672,864	1,672,864		291,277
ier, aparatura birotica si alte active corporale	710103		36,220	36,220	36,211	36,211	36,211		20,004
ctive fixe	710130		11,700	11,700	10,812	10,812	10,812		5,608
ratii capitale aferente activelor fixe	7103		321,560	321,560	279,391	279,391	279,391		
CHELTUIELILE CURENTE	01		28,184,990	28,184,990	26,858,536	26,858,536	26,808,896	49,640	27,568,414

se inscriu denumirea si simbolul capitolelor din bugetul aprobat detaliate pe titluri , articole, alineate, pe structura clasificatiei economice
 etele locale, bugetul creditelor externe, bugetul fondurilor externe nerambursabile - sursa D, institutiilor finantate integral sau partial din venituri proprii/activitati finantate integral din veniturii proprii)
 TA: Sumele inscrise in col. 6 "Plati efectuate" cu semnul minus la Titlul 85, art. 85.01 "Plati efectuate din precedenti si recuperate in anul curent", se inscriu si pe col. 4"Angajamente bugetare" si col. 5 "Angajamente
 ale" la aceiasi cod tot cu semnul minus , astfel incat in col. 7 "Angajamente legale de plati" sa nu fie raportate sume.

Manager

Dr. Muresan Vasile



Director Financiar Contabil

Ec. Muntean Anca Elena

CONTUL DE EXECUTIE

A BUGETULUI INSTITUTIILOR PUBLICE SI ACTIVITATILOR FINANTATE INTEGRAL SAU PARTIAL DIN VENITURI PROPRII (DE SUBORDONARE LOCALA) -VENITURI

la data de 31.12.2016

d 20

Denumirea indicatorilor	Cod indicator	Prevederi bugetare		Drepturi constatate			Incasari realizate	Stingeri pe alte cai decat incasari	Drepturi constatate de incasat
		anuale aprobate la finele perioadei de raportare	trimestriale cumulate	Total, din care:	din anii precedenti	din anul curent			
A	B	1	2	3=4+5	4	5	6	7	8=3-6-7
AL VENITURI (cod 2+00.15+00.16+00.17+45.10+48.10)	000110	27,945,860	30,231,780	28,814,377		28,814,377	28,814,377		
VENITURI CURENTE (cod 00.03+00.12)	0002	26,625,860	26,625,860	26,700,587		26,700,587	26,700,587		
VENITURI NEFISCALE (cod 00.13+00.14)	2900	26,625,860	26,625,860	26,700,587		26,700,587	26,700,587		
VENITURI DIN PROPRIETATE (cod 30.10+31.10)	3000	1,440	1,440	1,654		1,654	1,654		
turi din proprietate (cod 0.05+30.10.08+30.10.09+30.10.50)	3010	1,440	1,440	1,654		1,654	1,654		
turi din concesiuni si inchirieri (cod 30.10.05.30)	301005	1,440	1,440	1,654		1,654	1,654		
venituri din concesiuni si inchirieri de catre institutiile	30100530	1,440	1,440	1,654		1,654	1,654		
ice									
VANZARI DE BUNURI SI SERVICII (cod 0+34.10+35.10+36.10+37.10)	3300	26,624,420	26,624,420	26,698,933		26,698,933	26,698,933		
turi din prestari de servicii si alte activitati	3310	26,569,420	26,569,420	26,683,606		26,683,606	26,683,606		
33.10.05+33.10.08+33.10.09+33.10.13+ 33.10.14+ 0.16+33.10.17+33.10.19 la 33.10.21+33.10.30 la 0.32+33.10.50)									
turi din prestari de servicii	331008	700,000	700,000	690,213		690,213	690,213		
turi din contractele incheiate cu casele de asigurari	331021	18,452,240	18,452,240	18,576,138		18,576,138	18,576,138		
ale de sanatare									
turi din contractele incheiate cu directiile de sanatare	331030	7,096,870	7,096,870	6,814,951		6,814,951	6,814,951		
ica din sume alocate de la bugetul de stat									
turi din contractele incheiate cu directiile de sanatare	331031	320,310	320,310	602,304		602,304	602,304		
ica din sume alocate din veniturile proprii ale Ministerului									
atatii									
urse venituri (cod 36.10.04+36.10.32+36.10.50)	3610	48,300	48,300	8,627		8,627	8,627		
venituri	361050	48,300	48,300	8,627		8,627	8,627		

-lei-

A	B	1	2	3=4+5	4	5	6	7	8=3-6-7
transferuri voluntare, altele decat subventiile (cod 0.01+37.10.03+37.10.04+37.10.50)	3710	6,700	6,700	6,700		6,700	6,700		
atii si sponsorizari	371001	6,700	6,700	6,700		6,700	6,700		
amaminte din sectiunea de functionare pentru finantarea iniunjii de dezvoltare a bugetului local (cu semnul minus)	371003			-285,090		-285,090	-285,090		
amaminte din sectiunea de functionare	371004			285,090		285,090	285,090		
ENITURI DIN CAPITAL (cod 39.10)	0015			859		859	859		
tituri din valorificarea unor bunuri (cod 39.10.01+39.10.50)	3910			859		859	859		
venituri din valorificarea unor bunuri	391050			859		859	859		
PERA?IUNI FINANCIARE (cod 40.10+41.10)	0016		1,850,360						
sAri din rambursarea împrumuturilor acordate (cod. 0.15+40.10.16)	4010		1,850,360						
ne utilizate din excedentul anului precedent pentru tuarea de cheltuieli (cod. 40.10.15.01+40.10.15.02)	401015		1,850,360						
ne utilizate de administratiile locale din excedentul anului edent pentru sectiunea de functionare	40101501		1,559,130						
ne utilizate de administratiile locale din excedentul anului edent pentru sectiunea de dezvoltare	40101502		291,230						
SUBVENTIIL (cod 00.18)	4100	1,320,000	1,755,560	2,112,931		2,112,931	2,112,931		
VENTIIL DE LA ALTE NIVELE ALE ADMINISTRATIEI ILICE (cod 42.10+43.10)	0018	1,320,000	1,755,560	1,713,391		1,713,391	1,713,391		
ventii de la alte administratii	4310	1,320,000	1,755,560	2,112,931		2,112,931	2,112,931		
43.10.09+43.10.10+43.10.14 la 43.10.17+43.10.19 + 0.25 la 43.10.27+43.10.31+43.10.32+43.10.33+43.10.35)									
ventii din bugetele locale pentru finantarea cheltuielilor apital in domeniul sanatatii	431014	1,320,000	1,363,560	1,713,391		1,713,391	1,713,391		
ne din veniturile proprii ale Ministerului Sanatatii catre etele locale pentru finantarea investitiilor în atate(cod43.10.17.01 la 43.10.17.03)	431017		392,000						
ne din veniturile proprii ale Ministerului Sanatatii catre etele locale pentru finantarea aparaturii medicale si pamentelor de comunicatii în urgenta în sanatare	431033			399,540		399,540	399,540		
ventii din bugetul Fondului national unic de asigurari ale de sanatare pentru acoperirea cresterilor salariale	000110	26,625,860	28,184,990	26,815,037		26,815,037	26,815,037		
ITITURILE SECTIUNII DE FUNCTIONARE (cod 2+00.16+00.17) - TOTAL									
ENITURI CURENTE (cod 00.03+00.12)	0002	26,625,860	26,625,860	26,415,497		26,415,497	26,415,497		
ENITURI NEFISCALE (cod 00.13+00.14)	2900	26,625,860	26,625,860	26,415,497		26,415,497	26,415,497		
VENITURI DIN PROPRIETATE (cod 30.10 +31.10)	3000	1,440	1,440	1,654		1,654	1,654		

A	B	1	2	3=4+5*	4	5	6	7	8=3-6-7
cheltuieli de sanatate pentru acoperirea cresterilor salariale									
VENITURILE SECTIUNII DE DEZVOLTARE (cod 000110)	000110	1,320,000	2,046,790	1,999,340		1,999,340	1,999,340		
VENITURI CURENTE (cod 00.12)	0002			285,090		285,090	285,090		
VENITURI NEFISCALE (cod 00.14)	2900			285,090		285,090	285,090		
VANZARI DE BUNURI SI SERVICII (cod 36.10+37.10)	3300			285,090		285,090	285,090		
transferuri voluntare, altele decât subvențiile (cod 37.10.04)	3710			285,090		285,090	285,090		
amamente din sectiunea de functionare	371004			285,090		285,090	285,090		
VENITURI DIN CAPITAL (cod 39.10)	0015			285,090		285,090	285,090		
venituri din valorificarea unor bunuri (cod 39.10.01+39.10.50)	3910			859		859	859		
venituri din valorificarea unor bunuri	391050			859		859	859		
OPERATIUNI FINANCIARE (cod 40.10)	0016		291,230						
rasari din rambursarea împrumuturilor acordate (cod. 0.15+ 40.10.16)	4010		291,230						
cheltuieli utilizate din excedentul anului precedent pentru	401015		291,230						
achiziția de cheltuieli (cod. 40.10.15.02)	40101502		291,230						
cheltuieli utilizate de administratiile locale din excedentul anului precedent pentru sectiunea de dezvoltare									
SUBVENTII (cod 00.18)	4100	1,320,000	1,755,560	1,713,391		1,713,391	1,713,391		
VENITII DE LA ALTE NIVELE ALE ADMINISTRATIEI	0018	1,320,000	1,755,560	1,713,391		1,713,391	1,713,391		
VENITII DE LA ALTE NIVELE ALE ADMINISTRATIEI	4310	1,320,000	1,755,560	1,713,391		1,713,391	1,713,391		
venitii de la alte administratii (cod 0.14+43.10.16+43.10.17+43.10.19 + 43.10.25 la 0.27+43.10.31+43.10.32+43.10.35)	431014	1,320,000	1,363,560	1,713,391		1,713,391	1,713,391		
venitii din bugetele locale pentru finantarea cheltuielilor de capital in domeniul sanatatii	431017		392,000						
venitii din veniturile proprii ale Ministerului Sanatatii catre	43101701		392,000						
autoritatile locale pentru finantarea investitiilor in sanatate (33.10.17.01 la 43.10.17.03)									
venitii din veniturile proprii ale Ministerului Sanatatii catre									
autoritatile locale pentru finantarea aparatului medicale si									
serviciilor de comunicatii in urgenta in sanatate									

Manager

Dr. Muresan Vasile

Director Financiar Contabil

Ec.Muntean Anca Elena



SITUATIA
PRIVIND EXERCITAREA CONTROLULUI FINANCIAR PREVENTIV
PEN
TRIMESTRUL IV 2016
MII LEI

0.0

NR. CURENT	OPERAT. CU EFECT FINANCIAR ASUP. FONDURILOR PUBL. SAU PATR. PUBLIC	CORESP. COL. 1 CADRU GEN.	TOTAL OPERATIUNI		din care: REFUZATE LA VIZA		din care: NEEFECT. REFUZ LA VIZA	
			NR. OPERATIUNI	VAL. MII. LEI	NR. OPERATIUNI	VAL. MII. LEI	NR. OPERATIUNI	VAL. MII. LEI
1	TOTAL (rd. 1+2+3+4+5+6+7+8+9) Desch. rep. alim. retr. mod. cred. bug. Total (rd. 1.1+1.2+1.3+1.4) din care:		845.00	38.655.34	0.00	0.00	0.00	0.00
1.1	Desch. de credite	A1	7.00	30,231.78	0.00	0.00	0.00	0.00
1.2	Repart. alim. credite	A2						
1.3	Virari de credite	A4						
1.4	Alte operatiuni	A3:A5						
2	Angaj. legale-total (2.1+2.2+2.3+2.4+ +2.5+2.6+2.7) din care:		211.00	1,011.25	0.00	0.00	0.00	0.00
2.1	Acte admin. oblig. de plata	B14;B15;B16;B17						
2.2	Contr. pr. serv. furn. bun. exec. lucr.	B1;B2	211.00	1,011.25				
2.3	Contracte/acord finantare	B3						
2.4	Contr./acord de imprumut	B4;B10;B21						
2.5	Contr./acord de garant.	B5;B6;B7;B8;B9						
2.6	Contr. inch. conces. part.	B12;B18;B19;B20						
2.7	Alte acte jur. oblig. plata	B11;B13						
3	Propunere angaj. cheltuieli							
4	Angajamente bugetare globale							
5	Ordonantari in avans	C10;C13						
6	Ordonantari de plata total (6.1+6.2+ 6.3+6.4+6.5+6.6+6.7) din care:		627.00	7,412.31	0.00	0.00	0.00	0.00
6.1	Drepturi de personal si obli.af.	C14	27.00	5,029.98				
6.2	Pensii ajut. rente si altele							
6.3	Serv. prest. bunuri liv., lucr. exec.	C1;C9;C11	600.00	2,382.33				
6.4	Ramburs. dob. comis. si altele	C2;C3						
6.5	Subv. trans. prime. alte form. sprij.	C5						
6.6	Finantari, cofinantari	C12						
6.7	Alte obligatii	C4;C6;C7;C8						
7	Operat. financ/ de plasament	E8;E9						
8	Operatiuni privind activele	D1;D2;D3;D4;E1						
9	Alte operatiuni	E2;E3;E4;E5;E6;E7						

Manager,
Dr. Vasile Muresan



Persoana care acorda VIZA CFPP
Director Financiar Contabil,
Ec. Muntean Anca, Elena

BALANTA CONTABILA DE VERIFICARE

Perioada: 01.01.2016 - 31.12.2016
 Total general pInsumarea tuturor analiticelor

- Lei noi -

Cont	SOLD INITIAL		RULAJE CURENTE		RULAJE CUMULATE AN		TOTAL SUME		SOLD FINAL	
	DEBIT	CREDIT	DEBIT	CREDIT	DEBIT	CREDIT	DEBIT	CREDIT	DEBIT	CREDIT
	0.00	35,550,485.59	0.00	1,440.00	0.00	1,440.00	0.00	35,551,925.59	0.00	35,551,925.59
	0.00	317,073.28	13,002.13	0.00	13,002.13	0.00	13,002.13	317,073.28	0.00	304,071.15
	0.00	5,024,252.48	2,131.78	2,303,659.52	2,131.78	2,303,659.52	2,131.78	7,327,912.00	0.00	7,325,780.22
	0.00	2,291,548.40	27,885,333.35	26,581,984.85	27,885,333.35	26,581,984.85	27,885,333.35	28,873,333.25	0.00	988,199.90
	150,919.84	0.00	10,812.00	0.00	10,812.00	0.00	161,731.84	0.00	161,731.84	0.00
	13,969,553.00	0.00	0.00	0.00	0.00	0.00	13,969,553.00	0.00	13,969,553.00	0.00
	21,580,932.69	0.00	1,440.00	0.00	1,440.00	0.00	21,582,372.69	0.00	21,582,372.69	0.00
	6,551,218.46	0.00	1,689,764.00	853,765.52	1,689,764.00	853,765.52	8,240,982.46	853,765.52	7,387,216.94	0.00
	438,554.33	0.00	36,211.01	0.00	36,211.01	0.00	474,765.34	0.00	474,765.34	0.00
	9,920.00	0.00	280,830.86	0.00	280,830.86	0.00	290,750.86	0.00	290,750.86	0.00
	0.00	150,919.80	0.00	5,607.76	0.00	5,607.76	0.00	156,527.56	0.00	156,527.56
	0.00	3,977,921.92	835,425.52	311,280.56	835,425.52	311,280.56	835,425.52	4,289,202.48	0.00	3,453,776.96
	981,175.13	0.00	3,728,321.40	3,709,565.66	3,728,321.40	3,709,565.66	4,709,496.53	3,709,565.66	999,930.87	0.00
	1,157,432.13	0.00	684,845.73	365,305.01	684,845.73	365,305.01	1,842,277.86	365,305.01	1,476,972.85	0.00
	26,000.63	0.00	11,424.31	37,162.61	11,424.31	37,162.61	37,424.94	37,162.61	262.33	0.00
	0.00	0.00	53,941.90	53,941.90	53,941.90	53,941.90	53,941.90	53,941.90	0.00	0.00
	0.00	4,776.63	8,133,744.30	8,174,348.20	8,133,744.30	8,174,348.20	8,133,744.30	8,179,124.83	0.00	45,380.53
	0.00	0.00	1,999,277.87	1,999,277.87	1,999,277.87	1,999,277.87	1,999,277.87	1,999,277.87	0.00	0.00
	1,887,754.71	0.00	26,635,689.76	26,944,171.50	26,635,689.76	26,944,171.50	28,523,444.47	26,944,171.50	1,579,272.97	0.00
	0.00	691,123.00	14,253,347.28	14,620,566.28	14,253,347.28	14,620,566.28	14,253,347.28	15,311,689.28	0.00	1,058,342.00
	0.00	8,730.00	201,099.00	221,583.00	201,099.00	221,583.00	201,099.00	230,313.00	0.00	29,214.00
	1,000.00	0.00	10,900.00	9,900.00	10,900.00	9,900.00	11,900.00	9,900.00	2,000.00	0.00
	0.00	23,524.00	324,901.28	329,158.28	324,901.28	329,158.28	324,901.28	352,682.28	0.00	27,781.00
	0.00	24,500.01	674,191.76	705,627.69	674,191.76	705,627.69	674,191.76	730,127.70	0.00	55,935.94
	0.00	0.00	838,175.00	838,175.00	838,175.00	838,175.00	838,175.00	838,175.00	0.00	0.00
	0.00	425,585.00	5,919,257.00	6,137,999.00	5,919,257.00	6,137,999.00	5,919,257.00	6,563,584.00	0.00	644,327.00
	0.00	10,259.00	140,072.00	145,288.00	140,072.00	145,288.00	140,072.00	155,547.00	0.00	15,475.00
	0.00	140,441.00	1,925,180.00	2,004,995.00	1,925,180.00	2,004,995.00	1,925,180.00	2,145,436.00	0.00	220,256.00
	22,458.83	0.00	41,449.73	23,314.18	41,449.73	23,314.18	63,908.56	23,314.18	40,594.38	0.00
	0.00	17,586.34	34,558.24	17,902.14	34,558.24	17,902.14	34,558.24	35,488.48	0.00	930.24
	0.00	0.00	100,000.00	100,000.00	100,000.00	100,000.00	100,000.00	100,000.00	0.00	0.00
	0.00	0.00	53,941.90	63,629.50	53,941.90	63,629.50	53,941.90	63,629.50	0.00	9,687.60
	0.00	0.00	2,230.61	2,230.61	2,230.61	2,230.61	2,230.61	2,230.61	0.00	0.00
	0.00	0.00	100,000.00	100,000.00	100,000.00	100,000.00	100,000.00	100,000.00	0.00	0.00
	0.00	0.00	162,535.90	162,535.90	162,535.90	162,535.90	162,535.90	162,535.90	0.00	0.00
	239.00	0.00	685,648.58	685,011.18	685,648.58	685,011.18	685,887.58	685,011.18	876.40	0.00
	24,500.01	0.00	32,429.93	994.00	32,429.93	994.00	56,929.94	994.00	55,935.94	0.00
	0.00	0.00	1,713,390.86	1,713,390.86	1,713,390.86	1,713,390.86	1,713,390.86	1,713,390.86	0.00	0.00

Cont	SOLD INITIAL		RULAJE CURENTE		RULAJE CUMULATE AN		TOTAL SUME		SOLD FINAL	
	DEBIT	CREDIT	DEBIT	CREDIT	DEBIT	CREDIT	DEBIT	CREDIT	DEBIT	CREDIT
	6,700.19	0.00	384	36,313.61	38,417.62	36,313.61	45,117.81	36,313.61	8,804.20	0.00
	1,850,367.50	0.00	56,121,565.22	56,115,362.64	56,121,565.22	56,115,362.64	57,971,932.72	56,115,362.64	1,856,570.08	0.00
	0.00	0.00	1,879.69	1,879.69	1,879.69	1,879.69	1,879.69	1,879.69	0.00	0.00
	0.00	0.00	3,940,921.20	3,940,921.20	3,940,921.20	3,940,921.20	3,940,921.20	3,940,921.20	0.00	0.00
	0.00	0.00	30,177.08	30,177.08	30,177.08	30,177.08	30,177.08	30,177.08	0.00	0.00
	0.00	0.00	588,153.53	588,153.53	588,153.53	588,153.53	588,153.53	588,153.53	0.00	0.00
	0.00	0.00	455,017.39	455,017.39	455,017.39	455,017.39	455,017.39	455,017.39	0.00	0.00
	0.00	0.00	4,617.59	4,617.59	4,617.59	4,617.59	4,617.59	4,617.59	0.00	0.00
	0.00	0.00	349.10	349.10	349.10	349.10	349.10	349.10	0.00	0.00
	0.00	0.00	280.50	280.50	280.50	280.50	280.50	280.50	0.00	0.00
	0.00	0.00	1,741.47	1,741.47	1,741.47	1,741.47	1,741.47	1,741.47	0.00	0.00
	0.00	0.00	41,309.18	41,309.18	41,309.18	41,309.18	41,309.18	41,309.18	0.00	0.00
	0.00	0.00	50.02	50.02	50.02	50.02	50.02	50.02	0.00	0.00
	0.00	0.00	2,351,922.10	2,351,922.10	2,351,922.10	2,351,922.10	2,351,922.10	2,351,922.10	0.00	0.00
	0.00	0.00	147,345.20	147,345.20	147,345.20	147,345.20	147,345.20	147,345.20	0.00	0.00
	0.00	0.00	14,620,566.28	14,620,566.28	14,620,566.28	14,620,566.28	14,620,566.28	14,620,566.28	0.00	0.00
	0.00	0.00	673,197.76	673,197.76	673,197.76	673,197.76	673,197.76	673,197.76	0.00	0.00
	0.00	0.00	3,872,411.00	3,872,411.00	3,872,411.00	3,872,411.00	3,872,411.00	3,872,411.00	0.00	0.00
	0.00	0.00	2,210.63	2,210.63	2,210.63	2,210.63	2,210.63	2,210.63	0.00	0.00
	0.00	0.00	838,175.00	838,175.00	838,175.00	838,175.00	838,175.00	838,175.00	0.00	0.00
	0.00	0.00	316,888.32	316,888.32	316,888.32	316,888.32	316,888.32	316,888.32	0.00	0.00
	0.00	0.00	3,960.00	3,960.00	3,960.00	3,960.00	3,960.00	3,960.00	0.00	0.00
	0.00	0.00	26,789,487.95	26,789,487.95	26,789,487.95	26,789,487.95	26,789,487.95	26,789,487.95	0.00	0.00
	0.00	0.00	11.57	11.57	11.57	11.57	11.57	11.57	0.00	0.00
	0.00	0.00	28,808,174.17	28,808,174.17	28,808,174.17	28,808,174.17	28,808,174.17	28,808,174.17	0.00	0.00
	0.00	0.00	1,713,390.86	1,713,390.86	1,713,390.86	1,713,390.86	1,713,390.86	1,713,390.86	0.00	0.00
	0.00	0.00	366,682.87	366,682.87	366,682.87	366,682.87	366,682.87	366,682.87	0.00	0.00
GENERAL	48,673,852.01	48,673,852.01	240,944,408.29	240,944,408.29	240,944,408.29	240,944,408.29	289,618,260.30	289,618,260.30	49,901,239.42	49,901,239.42

DIRECTOR FINANCIAR CONTABIL
EC. ANCA MUNTEAN



ER
RESAN VASILE

BALANTA CONTABILA DE VERIFICARE

alanta: Toate conturile
pana la: Total Sint. I

Perioada: 01.01.2016 - 31.12.2016

Total general pInsumarea tuturor analiticelor

- Lei noi -

Cont	SOLD INITIAL		RULAJE CURENTE		RULAJE CUMULATE AN		TOTAL SUME		SOLD FINAL	
	DEBIT	CREDIT	DEBIT	CREDIT	DEBIT	CREDIT	DEBIT	CREDIT	DEBIT	CREDIT
	0.00	35,550,485.59	0.00	1,440.00	0.00	1,440.00	0.00	35,551,925.59	0.00	35,551,925.59
	0.00	317,021.45	13,002.13	0.00	13,002.13	0.00	13,002.13	317,021.45	0.00	304,019.32
	0.00	51.83	0.00	0.00	0.00	0.00	0.00	51.83	0.00	51.83
TOTAL	0.00	317,073.28	13,002.13	0.00	13,002.13	0.00	13,002.13	317,073.28	0.00	304,071.15
1.09	0.00	20,065.37	0.00	0.00	0.00	0.00	0.00	20,065.37	0.00	20,065.37
1.10	0.00	134,126.29	1,922.61	0.00	1,922.61	0.00	1,922.61	134,126.29	0.00	132,203.68
1.12	0.00	0.00	209.17	0.00	209.17	0.00	209.17	0.00	209.17	0.00
1.22	0.00	317,073.24	0.00	13,002.13	0.00	13,002.13	0.00	330,075.37	0.00	330,075.37
1. : TOTAL	0.00	471,264.90	2,131.78	13,002.13	2,131.78	13,002.13	2,131.78	484,267.03	0.00	482,135.25
0.01	0.00	56.60	0.00	0.00	0.00	0.00	0.00	56.60	0.00	56.60
0.02	0.00	70.96	0.00	0.00	0.00	0.00	0.00	70.96	0.00	70.96
0.03	9,937.56	0.00	0.00	0.00	0.00	0.00	9,937.56	0.00	9,937.56	0.00
0.04	49.68	0.00	0.00	0.00	0.00	0.00	49.68	0.00	49.68	0.00
0.05	5,545.32	0.00	0.00	0.00	0.00	0.00	5,545.32	0.00	5,545.32	0.00
0.15	0.00	4,568,392.58	0.00	2,290,657.39	0.00	2,290,657.39	0.00	6,859,049.97	0.00	6,859,049.97
0. : TOTAL	0.00	4,552,987.58	0.00	2,290,657.39	0.00	2,290,657.39	0.00	6,843,644.97	0.00	6,843,644.97
TOTAL	0.00	5,024,252.48	2,131.78	2,303,659.52	2,131.78	2,303,659.52	2,131.78	7,327,912.00	0.00	7,325,780.22
TOTAL	0.00	5,024,252.48	2,131.78	2,303,659.52	2,131.78	2,303,659.52	2,131.78	7,327,912.00	0.00	7,325,780.22
TOTAL	0.00	5,024,252.48	2,131.78	2,303,659.52	2,131.78	2,303,659.52	2,131.78	7,327,912.00	0.00	7,325,780.22
0	0.00	2,291,548.40	27,885,333.35	26,581,984.85	27,885,333.35	26,581,984.85	27,885,333.35	28,873,533.25	0.00	988,199.90
	150,919.84	0.00	10,812.00	0.00	10,812.00	0.00	161,731.84	0.00	161,731.84	0.00
	12,649,166.00	0.00	0.00	0.00	0.00	0.00	12,649,166.00	0.00	12,649,166.00	0.00
	1,320,387.00	0.00	0.00	0.00	0.00	0.00	1,320,387.00	0.00	1,320,387.00	0.00
TOTAL	13,969,553.00	0.00	0.00	0.00	0.00	0.00	13,969,553.00	0.00	13,969,553.00	0.00
TOTAL	13,969,553.00	0.00	0.00	0.00	0.00	0.00	13,969,553.00	0.00	13,969,553.00	0.00
1	16,895,264.81	0.00	1,440.00	0.00	1,440.00	0.00	16,896,704.81	0.00	16,896,704.81	0.00
2	4,685,667.88	0.00	0.00	0.00	0.00	0.00	4,685,667.88	0.00	4,685,667.88	0.00
TOTAL	21,580,932.69	0.00	1,440.00	0.00	1,440.00	0.00	21,582,372.69	0.00	21,582,372.69	0.00
TOTAL	21,580,932.69	0.00	1,440.00	0.00	1,440.00	0.00	21,582,372.69	0.00	21,582,372.69	0.00
TOTAL	21,580,932.69	0.00	1,440.00	0.00	1,440.00	0.00	21,582,372.69	0.00	21,582,372.69	0.00
1	6,235,236.24	0.00	1,666,984.00	836,972.63	1,666,984.00	836,972.63	7,902,220.24	836,972.63	7,065,247.61	0.00
2	45,963.33	0.00	18,340.00	0.00	18,340.00	0.00	64,303.33	0.00	64,303.33	0.00
TOTAL	6,281,199.57	0.00	1,685,324.00	836,972.63	1,685,324.00	836,972.63	7,966,523.57	836,972.63	7,129,550.94	0.00
TOTAL	6,281,199.57	0.00	1,685,324.00	836,972.63	1,685,324.00	836,972.63	7,966,523.57	836,972.63	7,129,550.94	0.00
1	163,852.70	0.00	4,440.00	8,128.89	4,440.00	8,128.89	168,292.70	8,128.89	160,163.81	0.00
1	106,166.02	0.00	0.00	8,664.00	0.00	8,664.00	106,166.02	8,664.00	97,502.02	0.00
2	0.17	0.00	0.00	0.00	0.00	0.00	0.17	0.00	0.17	0.00

I Cont	SOLD INITIAL		RULAJE CURENTE		RULAJE CUMULATE AN		TOTAL SUME		SOLD FINAL	
	DEBIT	CREDIT	DEBIT	CREDIT	DEBIT	CREDIT	DEBIT	CREDIT	DEBIT	CREDIT
AL	6,551,218.46	0.00	1,689,764.00	853,765.52	1,689,764.00	853,765.52	8,240,982.46	853,765.52	7,387,216.94	0.00
1	422,040.44	0.00	16,618.12	0.00	16,618.12	0.00	438,658.56	0.00	438,658.56	0.00
2	16,513.89	0.00	19,592.89	0.00	19,592.89	0.00	36,106.78	0.00	36,106.78	0.00
TOTAL	438,554.33	0.00	36,211.01	0.00	36,211.01	0.00	474,765.34	0.00	474,765.34	0.00
AL	438,554.33	0.00	36,211.01	0.00	36,211.01	0.00	474,765.34	0.00	474,765.34	0.00
1	9,920.00	0.00	269,227.88	0.00	269,227.88	0.00	18,522.98	0.00	269,227.88	0.00
2	0.00	0.00	8,602.98	0.00	8,602.98	0.00	3,000.00	0.00	18,522.98	0.00
TOTAL	9,920.00	0.00	280,830.86	0.00	280,830.86	0.00	290,750.86	0.00	290,750.86	0.00
AL	9,920.00	0.00	280,830.86	0.00	280,830.86	0.00	290,750.86	0.00	290,750.86	0.00
1	0.00	0.00	0.00	5,607.76	0.00	5,607.76	0.00	156,527.56	0.00	156,527.56
2	0.00	3,649,823.73	818,632.63	285,760.97	818,632.63	285,760.97	818,632.63	3,935,584.70	0.00	3,116,952.07
1	0.00	97,648.55	8,128.89	6,158.14	8,128.89	6,158.14	8,128.89	103,806.69	0.00	95,677.80
2	0.00	45,964.69	0.00	-1.36	0.00	-1.36	0.00	45,963.33	0.00	45,963.33
TOTAL	0.00	143,613.24	8,128.89	6,156.78	8,128.89	6,156.78	8,128.89	149,770.02	0.00	141,641.13
1	0.00	106,166.02	8,664.00	0.00	8,664.00	0.00	8,664.00	106,166.02	0.00	97,502.02
2	0.00	0.17	0.00	0.00	0.00	0.00	0.00	0.17	0.00	0.17
TOTAL	0.00	3,899,603.16	835,425.52	291,917.75	835,425.52	291,917.75	835,425.52	4,191,520.91	0.00	3,356,095.39
AL	0.00	3,899,603.16	835,425.52	291,917.75	835,425.52	291,917.75	835,425.52	4,191,520.91	0.00	3,356,095.39
1	0.00	72,050.09	0.00	17,742.61	0.00	17,742.61	0.00	89,792.70	0.00	89,792.70
2	0.00	6,268.67	0.00	1,620.20	0.00	1,620.20	0.00	7,888.87	0.00	7,888.87
TOTAL	0.00	78,318.76	0.00	19,362.81	0.00	19,362.81	0.00	97,681.57	0.00	97,681.57
AL	0.00	78,318.76	0.00	19,362.81	0.00	19,362.81	0.00	97,681.57	0.00	97,681.57
1	466.22	0.00	9,532.72	311,280.56	835,425.52	311,280.56	835,425.52	4,289,202.48	0.00	3,453,776.96
2	149.99	0.00	299.53	449.52	299.53	449.52	449.52	9,149.22	849.72	0.00
TOTAL	616.21	0.00	9,832.25	9,598.74	9,832.25	9,598.74	10,448.46	9,598.74	849.72	0.00
AL	616.21	0.00	9,832.25	9,598.74	9,832.25	9,598.74	10,448.46	9,598.74	849.72	0.00
1	538.32	0.00	79,932.45	78,340.54	79,932.45	78,340.54	80,470.77	78,340.54	2,130.23	0.00
2	90.03	0.00	0.00	0.00	0.00	0.00	90.03	0.00	90.03	0.00
TOTAL	628.35	0.00	79,932.45	78,340.54	79,932.45	78,340.54	80,560.80	78,340.54	2,220.26	0.00
AL	628.35	0.00	79,932.45	78,340.54	79,932.45	78,340.54	80,560.80	78,340.54	2,220.26	0.00
1	31,405.20	0.00	318,139.33	319,913.47	318,139.33	319,913.47	349,544.53	319,913.47	29,631.06	0.00
2	11,079.79	0.00	107,852.84	105,495.74	107,852.84	105,495.74	118,932.63	105,495.74	13,436.89	0.00
TOTAL	42,484.99	0.00	425,992.17	425,409.21	425,992.17	425,409.21	468,477.16	425,409.21	43,067.95	0.00
AL	42,484.99	0.00	425,992.17	425,409.21	425,992.17	425,409.21	468,477.16	425,409.21	43,067.95	0.00
1	108,811.59	0.00	323,855.30	331,016.04	323,855.30	331,016.04	432,666.89	331,016.04	101,650.85	0.00
2	15,611.41	0.00	39,831.69	43,463.82	39,831.69	43,463.82	55,443.10	43,463.82	11,979.28	0.00
TOTAL	124,423.00	0.00	363,686.99	374,479.86	363,686.99	374,479.86	488,109.99	374,479.86	113,630.13	0.00
AL	124,423.00	0.00	363,686.99	374,479.86	363,686.99	374,479.86	488,109.99	374,479.86	113,630.13	0.00
1	257,834.13	0.00	1,092,211.48	1,122,266.10	1,092,211.48	1,122,266.10	1,350,045.61	1,122,266.10	227,779.51	0.00
2	6,365.60	0.00	15,696.00	17,265.60	15,696.00	17,265.60	22,061.60	17,265.60	4,796.00	0.00
TOTAL	1,343.45	0.00	46,028.71	37,903.31	46,028.71	37,903.31	47,372.16	37,903.31	9,468.85	0.00

I Cont	SOLD INITIAL		RULAJE CURENTE		RULAJE CUMULATE AN		TOTAL SUME		SOLD FINAL	
	DEBIT	CREDIT	DEBIT	CREDIT	DEBIT	CREDIT	DEBIT	CREDIT	DEBIT	CREDIT
1	653.56	0.00	3,953.43	2,909.73	3,953.43	2,909.73	4,606.99	2,909.73	1,697.26	0.00
3	13,552.66	0.00	25,356.59	25,356.60	25,356.59	25,356.60	38,909.25	25,356.60	13,552.65	0.00
4	0.00	0.00	5,246.03	4,811.51	5,246.03	4,811.51	5,246.03	4,811.51	434.52	0.00
5	0.00	0.00	900.00	900.00	900.00	900.00	900.00	900.00	0.00	0.00
: TOTAL	279,749.40	0.00	1,189,392.24	1,211,412.85	1,189,392.24	1,211,412.85	1,469,141.64	1,211,412.85	257,728.79	0.00
.01	84,944.33	0.00	368,886.34	346,143.03	368,886.34	346,143.03	453,830.67	346,143.03	107,687.64	0.00
.02	523.28	0.00	5,673.32	5,303.98	5,673.32	5,303.98	6,196.60	5,303.98	892.62	0.00
: TOTAL	85,467.61	0.00	374,559.66	351,447.01	374,559.66	351,447.01	460,027.27	351,447.01	108,580.26	0.00
368,515.39	0.00	833,894.52	864,855.09	864,855.09	833,894.52	1,202,409.91	864,855.09	337,554.82	0.00	
23,412.57	0.00	142,042.80	144,774.97	144,774.97	142,042.80	165,455.37	144,774.97	20,680.40	0.00	
2,904.08	0.00	12,463.20	12,704.48	12,704.48	12,463.20	15,367.28	12,704.48	2,662.80	0.00	
: TOTAL	26,316.65	0.00	154,506.00	157,479.45	154,506.00	157,479.45	180,822.65	157,479.45	23,343.20	0.00
21,491.00	0.00	147,237.66	84,104.77	84,104.77	147,237.66	168,728.66	84,104.77	84,623.89	0.00	
27,589.63	0.00	143,172.50	144,348.37	144,348.37	143,172.50	170,762.13	144,348.37	26,413.76	0.00	
18.29	0.00	325.21	325.21	325.21	325.21	343.50	325.21	18.29	0.00	
: TOTAL	27,607.92	0.00	143,497.71	144,673.58	143,497.71	144,673.58	171,105.63	144,673.58	26,432.05	0.00
3,874.61	0.00	5,789.75	7,764.56	7,764.56	5,789.75	9,664.36	7,764.56	1,899.80	0.00	
TOTAL	813,022.58	0.00	2,848,877.54	2,821,737.31	2,848,877.54	2,821,737.31	3,661,900.12	2,821,737.31	840,162.81	0.00
TOTAL	813,022.58	0.00	2,848,877.54	2,821,737.31	2,848,877.54	2,821,737.31	3,661,900.12	2,821,737.31	840,162.81	0.00
TOTAL	981,175.13	0.00	3,728,321.40	3,709,565.66	3,728,321.40	3,709,565.66	4,709,496.53	3,709,565.66	999,930.87	0.00
7,227.25	0.00	87,931.68	86,889.86	86,889.86	87,931.68	95,158.93	86,889.86	8,269.07	0.00	
34,640.51	0.00	32,496.18	34,066.15	34,066.15	32,496.18	67,136.69	34,066.15	33,070.54	0.00	
1,350.68	0.00	160,693.41	153,319.87	153,319.87	160,693.41	162,044.09	153,319.87	8,724.22	0.00	
526.63	0.00	53,239.11	46,891.14	46,891.14	53,239.11	53,765.74	46,891.14	6,874.60	0.00	
1.1 : TOTAL	43,745.07	0.00	334,360.38	321,167.02	334,360.38	321,167.02	378,105.45	321,167.02	56,938.43	0.00
12,781.01	0.00	5,760.12	11,852.03	11,852.03	5,760.12	18,541.13	11,852.03	6,689.10	0.00	
28.20	0.00	13,054.96	0.01	0.01	13,054.96	13,083.16	0.01	13,083.15	0.00	
509.67	0.00	199.99	509.67	509.67	199.99	709.66	509.67	199.99	0.00	
1,231.70	0.00	998.76	0.00	0.00	998.76	2,230.46	0.00	2,230.46	0.00	
2.2 : TOTAL	14,550.58	0.00	20,013.83	12,361.71	20,013.83	12,361.71	34,564.41	12,361.71	22,202.70	0.00
TOTAL	58,295.65	0.00	354,374.21	333,528.73	354,374.21	333,528.73	412,669.86	333,528.73	79,141.13	0.00
TOTAL	58,295.65	0.00	354,374.21	333,528.73	354,374.21	333,528.73	412,669.86	333,528.73	79,141.13	0.00
518,353.11	0.00	84,810.95	17,035.85	17,035.85	84,810.95	603,164.06	17,035.85	586,128.21	0.00	
98,288.39	0.00	34,066.16	2,770.09	2,770.09	34,066.16	132,354.55	2,770.09	129,584.46	0.00	
193,631.49	0.00	153,119.90	2,478.50	2,478.50	153,119.90	346,751.39	2,478.50	344,272.89	0.00	
180,068.46	0.00	46,112.82	2,818.88	2,818.88	46,112.82	226,181.28	2,818.88	223,362.40	0.00	
1.1 : TOTAL	990,341.45	0.00	318,109.83	25,103.32	318,109.83	25,103.32	1,308,451.28	25,103.32	1,283,347.96	0.00
54,426.02	0.00	11,852.02	2,568.71	2,568.71	11,852.02	66,278.04	2,568.71	63,709.33	0.00	
32,197.05	0.00	4,004.24	4,004.24	4,004.24	0.00	32,197.05	4,004.24	28,192.81	0.00	
3,974.36	0.00	509.67	100.01	100.01	509.67	4,484.03	100.01	4,384.02	0.00	
18,197.60	0.00	0.00	0.00	0.00	0.00	18,197.60	0.00	18,197.60	0.00	
2.2 : TOTAL	108,795.03	0.00	12,361.69	6,672.96	12,361.69	121,156.72	6,672.96	114,483.76	0.00	
TOTAL	1,099,136.48	0.00	330,471.52	31,776.28	330,471.52	31,776.28	1,429,608.00	31,776.28	1,397,831.72	0.00
TOTAL	1,099,136.48	0.00	330,471.52	31,776.28	330,471.52	31,776.28	1,429,608.00	31,776.28	1,397,831.72	0.00
TOTAL	1,157,432.13	0.00	684,845.73	365,305.01	684,845.73	365,305.01	1,842,777.86	365,305.01	1,476,972.85	0.00

I Cont	SOLD INITIAL		RULAJE CURENTE		RULAJE CUMULATE AN		TOTAL SUME		SOLD FINAL	
	DEBIT	CREDIT	DEBIT	CREDIT	DEBIT	CREDIT	DEBIT	CREDIT	DEBIT	CREDIT
1	26,000.63	0.00	-4,530.04	21,470.59	-4,530.04	21,470.59	21,470.59	21,470.59	0.00	0.00
2	0.00	0.00	2,838.77	2,838.77	2,838.77	2,838.77	2,838.77	2,838.77	0.00	0.00
3	0.00	0.00	13,115.58	12,853.25	13,115.58	12,853.25	13,115.58	12,853.25	262.33	0.00
TOTAL	26,000.63	0.00	11,424.31	37,162.61	11,424.31	37,162.61	37,424.94	37,162.61	262.33	0.00
TOTAL	26,000.63	0.00	11,424.31	37,162.61	11,424.31	37,162.61	37,424.94	37,162.61	262.33	0.00
1	0.00	0.00	53,941.90	53,941.90	53,941.90	53,941.90	53,941.90	53,941.90	0.00	0.00
34	0.00	4,776.63	8,133,744.30	8,174,348.20	8,133,744.30	8,174,348.20	8,133,744.30	8,179,124.83	0.00	45,380.53
37	0.00	0.00	3,000.00	3,000.00	3,000.00	3,000.00	3,000.00	3,000.00	0.00	0.00
41	0.00	0.00	6,492.00	6,492.00	6,492.00	6,492.00	6,492.00	6,492.00	0.00	0.00
50	0.00	0.00	444,240.00	444,240.00	444,240.00	444,240.00	444,240.00	444,240.00	0.00	0.00
63	0.00	0.00	4,320.00	4,320.00	4,320.00	4,320.00	4,320.00	4,320.00	0.00	0.00
68	0.00	0.00	27,600.00	27,600.00	27,600.00	27,600.00	27,600.00	27,600.00	0.00	0.00
75	0.00	0.00	7,162.98	7,162.98	7,162.98	7,162.98	7,162.98	7,162.98	0.00	0.00
76	0.00	0.00	1,440.00	1,440.00	1,440.00	1,440.00	1,440.00	1,440.00	0.00	0.00
77	0.00	0.00	19,592.89	19,592.89	19,592.89	19,592.89	19,592.89	19,592.89	0.00	0.00
78	0.00	0.00	81,552.00	81,552.00	81,552.00	81,552.00	81,552.00	81,552.00	0.00	0.00
79	0.00	0.00	16,618.12	16,618.12	16,618.12	16,618.12	16,618.12	16,618.12	0.00	0.00
81	0.00	0.00	1,000,000.00	1,000,000.00	1,000,000.00	1,000,000.00	1,000,000.00	1,000,000.00	0.00	0.00
82	0.00	0.00	269,227.88	269,227.88	269,227.88	269,227.88	269,227.88	269,227.88	0.00	0.00
83	0.00	0.00	4,440.00	4,440.00	4,440.00	4,440.00	4,440.00	4,440.00	0.00	0.00
TOTAL	0.00	0.00	113,592.00	113,592.00	113,592.00	113,592.00	113,592.00	113,592.00	0.00	0.00
TOTAL	0.00	0.00	1,999,277.87	1,999,277.87	1,999,277.87	1,999,277.87	1,999,277.87	1,999,277.87	0.00	0.00
TOTAL	0.00	0.00	1,999,277.87	1,999,277.87	1,999,277.87	1,999,277.87	1,999,277.87	1,999,277.87	0.00	0.00
TOTAL	0.00	0.00	1,999,277.87	1,999,277.87	1,999,277.87	1,999,277.87	1,999,277.87	1,999,277.87	0.00	0.00
1	1,887,754.71	0.00	26,635,689.76	26,944,171.50	26,635,689.76	26,944,171.50	28,523,444.47	26,944,171.50	1,579,272.97	0.00
2	0.00	456,646.00	8,683,422.43	8,889,583.43	8,683,422.43	8,889,583.43	8,683,422.43	9,346,229.43	0.00	662,807.00
4	0.00	50,755.00	1,030,598.00	1,055,707.00	1,030,598.00	1,055,707.00	1,030,598.00	1,106,462.00	0.00	75,864.00
5	0.00	55,883.00	-1,152,797.78	1,185,083.78	1,152,797.78	1,185,083.78	1,152,797.78	1,240,966.78	0.00	88,169.00
TOTAL	0.00	691,123.00	14,253,347.28	14,620,566.28	14,253,347.28	14,620,566.28	14,253,347.28	15,311,689.28	0.00	231,502.00
TOTAL	0.00	691,123.00	14,253,347.28	14,620,566.28	14,253,347.28	14,620,566.28	14,253,347.28	15,311,689.28	0.00	1,058,342.00
TOTAL	0.00	691,123.00	14,253,347.28	14,620,566.28	14,253,347.28	14,620,566.28	14,253,347.28	15,311,689.28	0.00	1,058,342.00
1	0.00	5,809.00	138,541.00	149,109.00	138,541.00	149,109.00	138,541.00	154,918.00	0.00	16,377.00
2	0.00	638.00	21,110.00	29,129.00	21,110.00	29,129.00	21,110.00	29,767.00	0.00	8,657.00
4	0.00	720.00	9,590.00	9,985.00	9,590.00	9,985.00	9,590.00	10,705.00	0.00	1,115.00
5	0.00	1,563.00	31,858.00	33,360.00	31,858.00	33,360.00	31,858.00	34,923.00	0.00	3,065.00
TOTAL	0.00	8,730.00	201,099.00	221,583.00	201,099.00	221,583.00	201,099.00	230,313.00	0.00	29,214.00
TOTAL	0.00	8,730.00	201,099.00	221,583.00	201,099.00	221,583.00	201,099.00	230,313.00	0.00	29,214.00
TOTAL	0.00	8,730.00	201,099.00	221,583.00	201,099.00	221,583.00	201,099.00	230,313.00	0.00	29,214.00
1	1,000.00	0.00	10,900.00	9,900.00	10,900.00	9,900.00	11,900.00	9,900.00	2,000.00	0.00
01	0.00	650.00	12,210.00	11,560.00	12,210.00	11,560.00	12,210.00	12,210.00	0.00	0.00
01	0.00	12,209.00	152,112.00	152,999.00	152,112.00	152,999.00	152,112.00	165,208.00	0.00	13,096.00
02	0.00	786.00	5,732.00	5,394.00	5,732.00	5,394.00	5,732.00	6,180.00	0.00	448.00
04	0.00	2,156.00	23,167.00	22,854.00	23,167.00	22,854.00	23,167.00	25,010.00	0.00	1,843.00

1 Cont	SOLD INITIAL		RULAJE CURENTE		RULAJE CUMULATE AN		TOTAL SUME		SOLD FINAL	
	DEBIT	CREDIT	DEBIT	CREDIT	DEBIT	CREDIT	DEBIT	CREDIT	DEBIT	CREDIT
: TOTAL	0.00	15,151.00	181,011.00	181,247.00	181,011.00	181,247.00	181,011.00	196,398.00	0.00	15,387.00
.01	0.00	5,501.00	71,714.00	73,797.00	71,714.00	73,797.00	71,714.00	79,298.00	0.00	7,584.00
.02	0.00	533.00	7,330.00	7,600.00	7,330.00	7,600.00	7,330.00	8,133.00	0.00	803.00
.04	0.00	882.00	11,443.00	11,821.00	11,443.00	11,821.00	11,443.00	12,703.00	0.00	1,260.00
.05	0.00	400.00	7,375.00	7,609.00	7,375.00	7,609.00	7,375.00	8,009.00	0.00	634.00
: TOTAL	0.00	7,316.00	97,862.00	100,827.00	97,862.00	100,827.00	97,862.00	108,143.00	0.00	10,281.00
.01	0.00	0.00	441.43	441.43	441.43	441.43	441.43	441.43	0.00	0.00
.04	0.00	0.00	1,812.85	1,812.85	1,812.85	1,812.85	1,812.85	1,812.85	0.00	0.00
: TOTAL	0.00	0.00	2,254.28	2,254.28	2,254.28	2,254.28	2,254.28	2,254.28	0.00	0.00
.01	-407.00	0.00	27,533.00	28,857.00	27,533.00	28,857.00	27,533.00	28,857.00	-1,731.00	0.00
.02	0.00	0.00	2,240.00	2,450.00	2,240.00	2,450.00	2,240.00	2,450.00	-210.00	0.00
.04	0.00	0.00	1,791.00	1,963.00	1,791.00	1,963.00	1,791.00	1,963.00	-172.00	0.00
: TOTAL	-407.00	0.00	31,564.00	33,270.00	31,564.00	33,270.00	31,564.00	33,270.00	-2,113.00	0.00
TOTAL	0.00	23,524.00	324,901.28	329,158.28	324,901.28	329,158.28	324,901.28	352,682.28	0.00	27,781.00
TOTAL	0.00	23,524.00	324,901.28	329,158.28	324,901.28	329,158.28	324,901.28	352,682.28	0.00	27,781.00
TOTAL	0.00	24,500.01	994.00	32,429.93	994.00	32,429.93	994.00	56,929.94	0.00	55,935.94
TOTAL	0.00	0.00	673,197.76	673,197.76	673,197.76	673,197.76	673,197.76	673,197.76	0.00	0.00
TOTAL	0.00	24,500.01	674,191.76	705,627.69	674,191.76	705,627.69	674,191.76	730,127.70	0.00	55,935.94
TOTAL	0.00	24,500.01	674,191.76	705,627.69	674,191.76	705,627.69	674,191.76	730,127.70	0.00	55,935.94
TOTAL	0.00	24,500.01	674,191.76	705,627.69	674,191.76	705,627.69	674,191.76	730,127.70	0.00	55,935.94
1	0.00	0.00	838,175.00	838,175.00	838,175.00	838,175.00	838,175.00	838,175.00	0.00	0.00
2	0.00	142,237.00	1,793,266.00	1,857,023.00	1,793,266.00	1,857,023.00	1,793,266.00	1,999,260.00	0.00	205,994.00
4	0.00	15,840.00	211,817.00	219,877.00	211,817.00	219,877.00	211,817.00	235,717.00	0.00	23,900.00
5	0.00	17,806.00	236,731.00	246,202.00	236,731.00	246,202.00	236,731.00	264,008.00	0.00	27,277.00
TOTAL	0.00	29,046.00	530,504.00	554,598.00	530,504.00	554,598.00	530,504.00	583,644.00	0.00	53,140.00
TOTAL	0.00	204,929.00	2,772,318.00	2,877,700.00	2,772,318.00	2,877,700.00	2,772,318.00	3,082,629.00	0.00	310,311.00
TOTAL	0.00	204,929.00	2,772,318.00	2,877,700.00	2,772,318.00	2,877,700.00	2,772,318.00	3,082,629.00	0.00	310,311.00
1	0.00	71,646.00	902,948.00	932,597.00	902,948.00	932,597.00	902,948.00	1,004,243.00	0.00	101,295.00
2	0.00	7,996.00	106,930.00	110,999.00	106,930.00	110,999.00	106,930.00	118,995.00	0.00	12,065.00
4	0.00	8,988.00	119,495.00	124,277.00	119,495.00	124,277.00	119,495.00	133,265.00	0.00	13,770.00
5	0.00	19,308.00	352,628.00	368,626.00	352,628.00	368,626.00	352,628.00	387,934.00	0.00	35,306.00
TOTAL	0.00	107,938.00	1,482,001.00	1,536,499.00	1,482,001.00	1,536,499.00	1,482,001.00	1,644,437.00	0.00	162,436.00
TOTAL	0.00	107,938.00	1,482,001.00	1,536,499.00	1,482,001.00	1,536,499.00	1,482,001.00	1,644,437.00	0.00	162,436.00
1	0.00	35,506.00	446,209.00	461,916.00	446,209.00	461,916.00	446,209.00	497,422.00	0.00	51,213.00
2	0.00	3,911.00	52,882.00	54,875.00	52,882.00	54,875.00	52,882.00	58,786.00	0.00	5,904.00
4	0.00	4,407.00	59,218.00	61,630.00	59,218.00	61,630.00	59,218.00	66,037.00	0.00	6,819.00
5	0.00	9,560.00	173,909.00	181,765.00	173,909.00	181,765.00	173,909.00	191,325.00	0.00	17,416.00
TOTAL	0.00	53,384.00	732,218.00	760,186.00	732,218.00	760,186.00	732,218.00	813,570.00	0.00	81,352.00
TOTAL	0.00	53,384.00	732,218.00	760,186.00	732,218.00	760,186.00	732,218.00	813,570.00	0.00	81,352.00
1	0.00	37,552.00	470,715.00	487,161.00	470,715.00	487,161.00	470,715.00	524,713.00	0.00	53,998.00
2	0.00	4,134.00	55,567.00	57,632.00	55,567.00	57,632.00	55,567.00	61,766.00	0.00	6,199.00
4	0.00	4,661.00	62,351.00	64,902.00	62,351.00	64,902.00	62,351.00	69,563.00	0.00	7,212.00
5	0.00	10,114.00	183,751.00	192,058.00	183,751.00	192,058.00	183,751.00	202,172.00	0.00	18,421.00
TOTAL	0.00	56,461.00	772,384.00	801,753.00	772,384.00	801,753.00	772,384.00	858,214.00	0.00	85,830.00

I Cont	SOLD INITIAL		RULAJE CURENTE		RULAJE CUMULATE AN		TOTAL SUME		SOLD FINAL	
	DEBIT	CREDIT	DEBIT	CREDIT	DEBIT	CREDIT	DEBIT	CREDIT	DEBIT	CREDIT
TOTAL	0.00	56,461.00	772,384.00	801,753.00	772,384.00	801,753.00	772,384.00	858,214.00	0.00	85,830.00
1	0.00	1,910.00	24,096.00	24,955.00	24,096.00	24,955.00	24,096.00	26,865.00	0.00	2,769.00
2	0.00	211.00	2,850.00	2,962.00	2,850.00	2,962.00	2,850.00	3,173.00	0.00	323.00
4	0.00	239.00	3,178.00	3,305.00	3,178.00	3,305.00	3,178.00	3,544.00	0.00	366.00
5	0.00	513.00	9,376.00	9,803.00	9,376.00	9,803.00	9,376.00	10,316.00	0.00	940.00
TOTAL	0.00	2,873.00	39,500.00	41,025.00	39,500.00	41,025.00	39,500.00	43,898.00	0.00	4,398.00
TOTAL	0.00	2,873.00	39,500.00	41,025.00	39,500.00	41,025.00	39,500.00	43,898.00	0.00	4,398.00
1	0.00	0.00	75,510.00	75,510.00	75,510.00	75,510.00	75,510.00	75,510.00	0.00	0.00
2	0.00	0.00	8,969.00	8,969.00	8,969.00	8,969.00	8,969.00	8,969.00	0.00	0.00
4	0.00	0.00	9,150.00	9,150.00	9,150.00	9,150.00	9,150.00	9,150.00	0.00	0.00
5	0.00	0.00	27,207.00	27,207.00	27,207.00	27,207.00	27,207.00	27,207.00	0.00	0.00
TOTAL	0.00	0.00	120,836.00	120,836.00	120,836.00	120,836.00	120,836.00	120,836.00	0.00	0.00
TOTAL	0.00	0.00	120,836.00	120,836.00	120,836.00	120,836.00	120,836.00	120,836.00	0.00	0.00
TOTAL	0.00	425,585.00	5,919,257.00	6,137,999.00	5,919,257.00	6,137,999.00	5,919,257.00	6,563,584.00	0.00	644,327.00
1	0.00	3,413.00	42,549.00	43,977.00	42,549.00	43,977.00	42,549.00	47,390.00	0.00	4,841.00
2	0.00	377.00	5,093.00	5,285.00	5,093.00	5,285.00	5,093.00	5,662.00	0.00	569.00
4	0.00	424.00	5,693.00	5,925.00	5,693.00	5,925.00	5,693.00	6,349.00	0.00	656.00
5	0.00	919.00	16,722.00	17,477.00	16,722.00	17,477.00	16,722.00	18,396.00	0.00	1,674.00
TOTAL	0.00	5,133.00	70,057.00	72,664.00	70,057.00	72,664.00	70,057.00	77,797.00	0.00	7,740.00
TOTAL	0.00	5,133.00	70,057.00	72,664.00	70,057.00	72,664.00	70,057.00	77,797.00	0.00	7,740.00
1	0.00	3,412.00	42,479.00	43,904.00	42,479.00	43,904.00	42,479.00	47,316.00	0.00	4,837.00
2	0.00	373.00	5,079.00	5,274.00	5,079.00	5,274.00	5,079.00	5,647.00	0.00	568.00
4	0.00	421.00	5,652.00	5,886.00	5,652.00	5,886.00	5,652.00	6,307.00	0.00	655.00
5	0.00	920.00	16,805.00	17,560.00	16,805.00	17,560.00	16,805.00	18,480.00	0.00	1,675.00
TOTAL	0.00	5,126.00	70,015.00	72,624.00	70,015.00	72,624.00	70,015.00	77,750.00	0.00	7,735.00
TOTAL	0.00	5,126.00	70,015.00	72,624.00	70,015.00	72,624.00	70,015.00	77,750.00	0.00	7,735.00
TOTAL	0.00	10,259.00	140,072.00	145,288.00	140,072.00	145,288.00	140,072.00	155,547.00	0.00	15,475.00
1	0.00	92,880.00	1,170,146.00	1,214,690.00	1,170,146.00	1,214,690.00	1,170,146.00	1,307,570.00	0.00	137,424.00
2	0.00	10,538.00	142,108.00	148,957.00	142,108.00	148,957.00	142,108.00	159,495.00	0.00	17,387.00
4	0.00	11,768.00	157,417.00	163,707.00	157,417.00	163,707.00	157,417.00	175,475.00	0.00	18,058.00
5	0.00	25,255.00	455,509.00	477,641.00	455,509.00	477,641.00	455,509.00	502,896.00	0.00	47,387.00
TOTAL	0.00	140,441.00	1,925,180.00	2,004,995.00	1,925,180.00	2,004,995.00	1,925,180.00	2,145,436.00	0.00	220,256.00
TOTAL	0.00	140,441.00	1,925,180.00	2,004,995.00	1,925,180.00	2,004,995.00	1,925,180.00	2,145,436.00	0.00	220,256.00
TOTAL	22,458.83	0.00	41,449.73	23,314.18	41,449.73	23,314.18	63,908.56	23,314.18	40,594.38	0.00
1	0.00	0.00	4,679.00	4,679.00	4,679.00	4,679.00	4,679.00	4,679.00	0.00	0.00
2	0.00	17,586.34	20,960.53	3,374.19	20,960.53	3,374.19	20,960.53	20,960.53	0.00	0.00
4	0.00	0.00	1,440.00	1,440.00	1,440.00	1,440.00	1,440.00	1,440.00	0.00	0.00
5	0.00	0.00	7,478.71	8,408.95	7,478.71	8,408.95	7,478.71	8,408.95	0.00	930.24
TOTAL	0.00	17,586.34	34,558.24	17,902.14	34,558.24	17,902.14	34,558.24	35,488.48	0.00	930.24
TOTAL	0.00	17,586.34	34,558.24	17,902.14	34,558.24	17,902.14	34,558.24	35,488.48	0.00	930.24
TOTAL	0.00	17,586.34	34,558.24	17,902.14	34,558.24	17,902.14	34,558.24	35,488.48	0.00	930.24
1	0.00	0.00	100,000.00	100,000.00	100,000.00	100,000.00	100,000.00	100,000.00	0.00	0.00
2	0.00	0.00	53,941.90	53,941.90	53,941.90	53,941.90	53,941.90	53,941.90	0.00	0.00
4	0.00	0.00	0.00	9,687.60	0.00	9,687.60	0.00	9,687.60	0.00	9,687.60

I Cont	SOLD INITIAL		RULAJE CURENTE		RULAJE CUMULATE AN		TOTAL SUME		SOLD FINAL	
	DEBIT	CREDIT	DEBIT	CREDIT	DEBIT	CREDIT	DEBIT	CREDIT	DEBIT	CREDIT
: TOTAL	0.00	0.00	53,941.90	63,629.50	53,941.90	63,629.50	53,941.90	63,629.50	0.00	9,687.60
TOTAL	0.00	0.00	53,941.90	63,629.50	53,941.90	63,629.50	53,941.90	63,629.50	0.00	9,687.60
TOTAL	0.00	0.00	53,941.90	63,629.50	53,941.90	63,629.50	53,941.90	63,629.50	0.00	9,687.60
TOTAL	0.00	0.00	53,941.90	63,629.50	53,941.90	63,629.50	53,941.90	63,629.50	0.00	9,687.60
1	0.00	0.00	2,230.61	2,230.61	2,230.61	2,230.61	2,230.61	2,230.61	0.00	0.00
	0.00	0.00	100,000.00	100,000.00	100,000.00	100,000.00	100,000.00	100,000.00	0.00	0.00
	0.00	0.00	162,535.90	162,535.90	162,535.90	162,535.90	162,535.90	162,535.90	0.00	0.00
	239.00	0.00	3,936.20	3,936.20	3,936.20	3,936.20	3,936.20	3,936.20	876.40	0.00
	0.00	0.00	8,514.62	8,514.62	8,514.62	8,514.62	8,514.62	8,514.62	0.00	0.00
	0.00	0.00	673,197.76	673,197.76	673,197.76	673,197.76	673,197.76	673,197.76	0.00	0.00
TOTAL	239.00	0.00	685,648.58	685,011.18	685,648.58	685,011.18	685,887.58	685,011.18	876.40	0.00
	24,500.01	0.00	32,429.93	994.00	32,429.93	994.00	56,929.94	994.00	55,935.94	0.00
0	0.00	0.00	1,713,390.86	1,713,390.86	1,713,390.86	1,713,390.86	1,713,390.86	1,713,390.86	0.00	0.00
	6,700.19	0.00	38,417.62	36,313.61	38,417.62	36,313.61	45,117.81	36,313.61	8,804.20	0.00
	0.00	0.00	15,693,442.10	15,693,442.10	15,693,442.10	15,693,442.10	15,693,442.10	15,693,442.10	0.00	0.00
0	0.00	0.00	61,594.46	61,594.46	61,594.46	61,594.46	61,594.46	61,594.46	0.00	0.00
2	0.00	0.00	1,612,379.30	1,612,379.30	1,612,379.30	1,612,379.30	1,612,379.30	1,612,379.30	0.00	0.00
3	0.00	0.00	5,181,446.29	5,181,446.29	5,181,446.29	5,181,446.29	5,181,446.29	5,181,446.29	0.00	0.00
4	0.00	0.00	455,949.40	455,949.40	455,949.40	455,949.40	455,949.40	455,949.40	0.00	0.00
8	0.00	0.00	399,540.00	399,540.00	399,540.00	399,540.00	399,540.00	399,540.00	0.00	0.00
: TOTAL	0.00	0.00	23,404,351.55	23,404,351.55	23,404,351.55	23,404,351.55	23,404,351.55	23,404,351.55	0.00	0.00
	0.00	0.00	438,036.39	438,036.39	438,036.39	438,036.39	438,036.39	438,036.39	0.00	0.00
1	0.00	0.00	6,700.00	6,700.00	6,700.00	6,700.00	6,700.00	6,700.00	0.00	0.00
2	0.00	0.00	2,513.11	2,513.11	2,513.11	2,513.11	2,513.11	2,513.11	0.00	0.00
	0.00	0.00	2,821,101.00	2,821,101.00	2,821,101.00	2,821,101.00	2,821,101.00	2,821,101.00	0.00	0.00
	0.00	0.00	8,627.02	8,627.02	8,627.02	8,627.02	8,627.02	8,627.02	0.00	0.00
2	0.00	0.00	146,354.76	146,354.76	146,354.76	146,354.76	146,354.76	146,354.76	0.00	0.00
3	0.00	0.00	21,125.82	21,125.82	21,125.82	21,125.82	21,125.82	21,125.82	0.00	0.00
5	0.00	0.00	100,000.00	100,000.00	100,000.00	100,000.00	100,000.00	100,000.00	0.00	0.00
: TOTAL	0.00	0.00	276,107.60	276,107.60	276,107.60	276,107.60	276,107.60	276,107.60	0.00	0.00
	0.00	0.00	252,176.24	252,176.24	252,176.24	252,176.24	252,176.24	252,176.24	0.00	0.00
TOTAL	0.00	0.00	27,200,985.89	27,200,985.89	27,200,985.89	27,200,985.89	27,200,985.89	27,200,985.89	0.00	0.00
TOTAL	0.00	0.00	27,200,985.89	27,200,985.89	27,200,985.89	27,200,985.89	27,200,985.89	27,200,985.89	0.00	0.00
	1,850,367.50	0.00	28,814,376.75	28,814,376.75	28,814,376.75	28,814,376.75	28,814,376.75	28,814,376.75	0.00	0.00
TOTAL	1,850,367.50	0.00	56,121,565.22	56,115,362.64	56,121,565.22	56,115,362.64	57,971,932.72	56,115,362.64	1,856,570.08	0.00
	0.00	0.00	1,879.69	1,879.69	1,879.69	1,879.69	1,879.69	1,879.69	0.00	0.00
1	0.00	0.00	511.04	511.04	511.04	511.04	511.04	511.04	0.00	0.00
1	0.00	0.00	9,650.51	9,650.51	9,650.51	9,650.51	9,650.51	9,650.51	0.00	0.00
2	0.00	0.00	499.56	499.56	499.56	499.56	499.56	499.56	0.00	0.00
TOTAL	0.00	0.00	10,150.07	10,150.07	10,150.07	10,150.07	10,150.07	10,150.07	0.00	0.00
TOTAL	0.00	0.00	10,150.07	10,150.07	10,150.07	10,150.07	10,150.07	10,150.07	0.00	0.00
	0.00	0.00	3,600.00	3,600.00	3,600.00	3,600.00	3,600.00	3,600.00	0.00	0.00
1	0.00	0.00	133,410.55	133,410.55	133,410.55	133,410.55	133,410.55	133,410.55	0.00	0.00
TOTAL	0.00	0.00	137,010.55	137,010.55	137,010.55	137,010.55	137,010.55	137,010.55	0.00	0.00

Kj Cont	SOLD INITIAL		RULAJE CURENTE		RULAJE CUMULATE AN		TOTAL SUME		SOLD FINAL	
	DEBIT	CREDIT	DEBIT	CREDIT	DEBIT	CREDIT	DEBIT	CREDIT	DEBIT	CREDIT
DOTAL	0.00	0.00	137,010.55	137,010.55	137,010.55	137,010.55	137,010.55	137,010.55	0.00	0.00
01	0.00	0.00	434,321.92	434,321.92	434,321.92	434,321.92	434,321.92	434,321.92	0.00	0.00
02	0.00	0.00	99,339.32	99,339.32	99,339.32	99,339.32	99,339.32	99,339.32	0.00	0.00
TOTAL	0.00	0.00	533,661.24	533,661.24	533,661.24	533,661.24	533,661.24	533,661.24	0.00	0.00
DOTAL	0.00	0.00	533,661.24	533,661.24	533,661.24	533,661.24	533,661.24	533,661.24	0.00	0.00
01	0.00	0.00	283,500.62	283,500.62	283,500.62	283,500.62	283,500.62	283,500.62	0.00	0.00
01.01	0.00	0.00	-5,065.18	-5,065.18	-5,065.18	-5,065.18	-5,065.18	-5,065.18	0.00	0.00
01 : TOTAL	0.00	0.00	278,435.44	278,435.44	278,435.44	278,435.44	278,435.44	278,435.44	0.00	0.00
02	0.00	0.00	40,002.44	40,002.44	40,002.44	40,002.44	40,002.44	40,002.44	0.00	0.00
TOTAL	0.00	0.00	318,437.88	318,437.88	318,437.88	318,437.88	318,437.88	318,437.88	0.00	0.00
DOTAL	0.00	0.00	318,437.88	318,437.88	318,437.88	318,437.88	318,437.88	318,437.88	0.00	0.00
03.01	0.00	0.00	925,363.48	925,363.48	925,363.48	925,363.48	925,363.48	925,363.48	0.00	0.00
03.03	0.00	0.00	1,268,708.59	1,268,708.59	1,268,708.59	1,268,708.59	1,268,708.59	1,268,708.59	0.00	0.00
03.04	0.00	0.00	144,344.99	144,344.99	144,344.99	144,344.99	144,344.99	144,344.99	0.00	0.00
03.06	0.00	0.00	60,624.15	60,624.15	60,624.15	60,624.15	60,624.15	60,624.15	0.00	0.00
04.01	0.00	0.00	368,417.28	368,417.28	368,417.28	368,417.28	368,417.28	368,417.28	0.00	0.00
04.02	0.00	0.00	5,303.98	5,303.98	5,303.98	5,303.98	5,303.98	5,303.98	0.00	0.00
05.01	0.00	0.00	17,265.60	17,265.60	17,265.60	17,265.60	17,265.60	17,265.60	0.00	0.00
06.01	0.00	0.00	132,311.77	132,311.77	132,311.77	132,311.77	132,311.77	132,311.77	0.00	0.00
06.02	0.00	0.00	12,704.48	12,704.48	12,704.48	12,704.48	12,704.48	12,704.48	0.00	0.00
06.04	0.00	0.00	5,206.10	5,206.10	5,206.10	5,206.10	5,206.10	5,206.10	0.00	0.00
06.05	0.00	0.00	900.00	900.00	900.00	900.00	900.00	900.00	0.00	0.00
TOTAL	0.00	0.00	2,941,150.42	2,941,150.42	2,941,150.42	2,941,150.42	2,941,150.42	2,941,150.42	0.00	0.00
DOTAL	0.00	0.00	2,941,150.42	2,941,150.42	2,941,150.42	2,941,150.42	2,941,150.42	2,941,150.42	0.00	0.00
DOTAL	0.00	0.00	3,940,921.20	3,940,921.20	3,940,921.20	3,940,921.20	3,940,921.20	3,940,921.20	0.00	0.00
01	0.00	0.00	23,585.12	23,585.12	23,585.12	23,585.12	23,585.12	23,585.12	0.00	0.00
02	0.00	0.00	6,591.96	6,591.96	6,591.96	6,591.96	6,591.96	6,591.96	0.00	0.00
TOTAL	0.00	0.00	30,177.08	30,177.08	30,177.08	30,177.08	30,177.08	30,177.08	0.00	0.00
DOTAL	0.00	0.00	30,177.08	30,177.08	30,177.08	30,177.08	30,177.08	30,177.08	0.00	0.00
DOTAL	0.00	0.00	30,177.08	30,177.08	30,177.08	30,177.08	30,177.08	30,177.08	0.00	0.00
00	0.00	0.00	588,153.53	588,153.53	588,153.53	588,153.53	588,153.53	588,153.53	0.00	0.00
00	0.00	0.00	455,017.39	455,017.39	455,017.39	455,017.39	455,017.39	455,017.39	0.00	0.00
00	0.00	0.00	4,617.59	4,617.59	4,617.59	4,617.59	4,617.59	4,617.59	0.00	0.00
00	0.00	0.00	349.10	349.10	349.10	349.10	349.10	349.10	0.00	0.00
00	0.00	0.00	280.50	280.50	280.50	280.50	280.50	280.50	0.00	0.00
00	0.00	0.00	348.84	348.84	348.84	348.84	348.84	348.84	0.00	0.00
00	0.00	0.00	572.80	572.80	572.80	572.80	572.80	572.80	0.00	0.00
TOTAL	0.00	0.00	921.64	921.64	921.64	921.64	921.64	921.64	0.00	0.00
DOTAL	0.00	0.00	921.64	921.64	921.64	921.64	921.64	921.64	0.00	0.00
00	0.00	0.00	819.83	819.83	819.83	819.83	819.83	819.83	0.00	0.00
00	0.00	0.00	1,741.47	1,741.47	1,741.47	1,741.47	1,741.47	1,741.47	0.00	0.00
00	0.00	0.00	41,309.18	41,309.18	41,309.18	41,309.18	41,309.18	41,309.18	0.00	0.00
00	0.00	0.00	50.02	50.02	50.02	50.02	50.02	50.02	0.00	0.00
00	0.00	0.00	2,351,922.10	2,351,922.10	2,351,922.10	2,351,922.10	2,351,922.10	2,351,922.10	0.00	0.00
00	0.00	0.00	147,345.20	147,345.20	147,345.20	147,345.20	147,345.20	147,345.20	0.00	0.00

I Cont	SOLD INITIAL		RULAJE CURENTE		RULAJE CUMULATE AN		TOTAL SUME		SOLD FINAL	
	DEBIT	CREDIT	DEBIT	CREDIT	DEBIT	CREDIT	DEBIT	CREDIT	DEBIT	CREDIT
1	0.00	0.00	8,889,583.43	8,889,583.43	8,889,583.43	8,889,583.43	8,889,583.43	8,889,583.43	0.00	0.00
2	0.00	0.00	1,055,707.00	1,055,707.00	1,055,707.00	1,055,707.00	1,055,707.00	1,055,707.00	0.00	0.00
4	0.00	0.00	1,185,083.78	1,185,083.78	1,185,083.78	1,185,083.78	1,185,083.78	1,185,083.78	0.00	0.00
5	0.00	0.00	3,490,192.07	3,490,192.07	3,490,192.07	3,490,192.07	3,490,192.07	3,490,192.07	0.00	0.00
TOTAL	0.00	0.00	14,620,566.28	14,620,566.28	14,620,566.28	14,620,566.28	14,620,566.28	14,620,566.28	0.00	0.00
TOTAL	0.00	0.00	14,620,566.28	14,620,566.28	14,620,566.28	14,620,566.28	14,620,566.28	14,620,566.28	0.00	0.00
1	0.00	0.00	330,737.40	330,737.40	330,737.40	330,737.40	330,737.40	330,737.40	0.00	0.00
2	0.00	0.00	53,529.54	53,529.54	53,529.54	53,529.54	53,529.54	53,529.54	0.00	0.00
4	0.00	0.00	41,973.60	41,973.60	41,973.60	41,973.60	41,973.60	41,973.60	0.00	0.00
5	0.00	0.00	246,957.22	246,957.22	246,957.22	246,957.22	246,957.22	246,957.22	0.00	0.00
TOTAL	0.00	0.00	673,197.76	673,197.76	673,197.76	673,197.76	673,197.76	673,197.76	0.00	0.00
TOTAL	0.00	0.00	673,197.76	673,197.76	673,197.76	673,197.76	673,197.76	673,197.76	0.00	0.00
1	0.00	0.00	1,857,023.00	1,857,023.00	1,857,023.00	1,857,023.00	1,857,023.00	1,857,023.00	0.00	0.00
2	0.00	0.00	219,877.00	219,877.00	219,877.00	219,877.00	219,877.00	219,877.00	0.00	0.00
4	0.00	0.00	246,202.00	246,202.00	246,202.00	246,202.00	246,202.00	246,202.00	0.00	0.00
5	0.00	0.00	554,598.00	554,598.00	554,598.00	554,598.00	554,598.00	554,598.00	0.00	0.00
TOTAL	0.00	0.00	2,877,700.00	2,877,700.00	2,877,700.00	2,877,700.00	2,877,700.00	2,877,700.00	0.00	0.00
TOTAL	0.00	0.00	2,877,700.00	2,877,700.00	2,877,700.00	2,877,700.00	2,877,700.00	2,877,700.00	0.00	0.00
1	0.00	0.00	43,977.00	43,977.00	43,977.00	43,977.00	43,977.00	43,977.00	0.00	0.00
2	0.00	0.00	5,285.00	5,285.00	5,285.00	5,285.00	5,285.00	5,285.00	0.00	0.00
4	0.00	0.00	5,925.00	5,925.00	5,925.00	5,925.00	5,925.00	5,925.00	0.00	0.00
5	0.00	0.00	17,477.00	17,477.00	17,477.00	17,477.00	17,477.00	17,477.00	0.00	0.00
TOTAL	0.00	0.00	72,664.00	72,664.00	72,664.00	72,664.00	72,664.00	72,664.00	0.00	0.00
TOTAL	0.00	0.00	72,664.00	72,664.00	72,664.00	72,664.00	72,664.00	72,664.00	0.00	0.00
1	0.00	0.00	461,916.00	461,916.00	461,916.00	461,916.00	461,916.00	461,916.00	0.00	0.00
2	0.00	0.00	54,875.00	54,875.00	54,875.00	54,875.00	54,875.00	54,875.00	0.00	0.00
4	0.00	0.00	61,630.00	61,630.00	61,630.00	61,630.00	61,630.00	61,630.00	0.00	0.00
5	0.00	0.00	181,765.00	181,765.00	181,765.00	181,765.00	181,765.00	181,765.00	0.00	0.00
TOTAL	0.00	0.00	760,186.00	760,186.00	760,186.00	760,186.00	760,186.00	760,186.00	0.00	0.00
TOTAL	0.00	0.00	760,186.00	760,186.00	760,186.00	760,186.00	760,186.00	760,186.00	0.00	0.00
1	0.00	0.00	24,955.00	24,955.00	24,955.00	24,955.00	24,955.00	24,955.00	0.00	0.00
2	0.00	0.00	2,962.00	2,962.00	2,962.00	2,962.00	2,962.00	2,962.00	0.00	0.00
4	0.00	0.00	3,305.00	3,305.00	3,305.00	3,305.00	3,305.00	3,305.00	0.00	0.00
5	0.00	0.00	9,803.00	9,803.00	9,803.00	9,803.00	9,803.00	9,803.00	0.00	0.00
TOTAL	0.00	0.00	41,025.00	41,025.00	41,025.00	41,025.00	41,025.00	41,025.00	0.00	0.00
TOTAL	0.00	0.00	41,025.00	41,025.00	41,025.00	41,025.00	41,025.00	41,025.00	0.00	0.00
1	0.00	0.00	75,510.00	75,510.00	75,510.00	75,510.00	75,510.00	75,510.00	0.00	0.00
2	0.00	0.00	8,969.00	8,969.00	8,969.00	8,969.00	8,969.00	8,969.00	0.00	0.00
4	0.00	0.00	9,150.00	9,150.00	9,150.00	9,150.00	9,150.00	9,150.00	0.00	0.00
5	0.00	0.00	27,207.00	27,207.00	27,207.00	27,207.00	27,207.00	27,207.00	0.00	0.00
TOTAL	0.00	0.00	120,836.00	120,836.00	120,836.00	120,836.00	120,836.00	120,836.00	0.00	0.00
TOTAL	0.00	0.00	120,836.00	120,836.00	120,836.00	120,836.00	120,836.00	120,836.00	0.00	0.00
TOTAL	0.00	0.00	3,872,411.00	3,872,411.00	3,872,411.00	3,872,411.00	3,872,411.00	3,872,411.00	0.00	0.00

Cont	SOLD INITIAL		RULAJE CURENTE		RULAJE CUMULATE AN		TOTAL SUME		SOLD FINAL	
	DEBIT	CREDIT	DEBIT	CREDIT	DEBIT	CREDIT	DEBIT	CREDIT	DEBIT	CREDIT
	0.00	0.00	2,210.63	2,210.63	2,210.63	2,210.63	2,210.63	2,210.63	0.00	0.00
	0.00	0.00	838,175.00	838,175.00	838,175.00	838,175.00	838,175.00	838,175.00	0.00	0.00
	0.00	0.00	315,269.48	315,269.48	315,269.48	315,269.48	315,269.48	315,269.48	0.00	0.00
	0.00	0.00	1,618.84	1,618.84	1,618.84	1,618.84	1,618.84	1,618.84	0.00	0.00
TOTAL	0.00	0.00	316,888.32	316,888.32	316,888.32	316,888.32	316,888.32	316,888.32	0.00	0.00
TOTAL	0.00	0.00	316,888.32	316,888.32	316,888.32	316,888.32	316,888.32	316,888.32	0.00	0.00
TOTAL	0.00	0.00	316,888.32	316,888.32	316,888.32	316,888.32	316,888.32	316,888.32	0.00	0.00
	0.00	0.00	3,960.00	3,960.00	3,960.00	3,960.00	3,960.00	3,960.00	0.00	0.00
	0.00	0.00	16,186,890.35	16,186,890.35	16,186,890.35	16,186,890.35	16,186,890.35	16,186,890.35	0.00	0.00
	0.00	0.00	27,235.00	27,235.00	27,235.00	27,235.00	27,235.00	27,235.00	0.00	0.00
: TOTAL	0.00	0.00	16,214,125.35	16,214,125.35	16,214,125.35	16,214,125.35	16,214,125.35	16,214,125.35	0.00	0.00
	0.00	0.00	295,385.03	295,385.03	295,385.03	295,385.03	295,385.03	295,385.03	0.00	0.00
	0.00	0.00	382,991.50	382,991.50	382,991.50	382,991.50	382,991.50	382,991.50	0.00	0.00
	0.00	0.00	3,463.70	3,463.70	3,463.70	3,463.70	3,463.70	3,463.70	0.00	0.00
: TOTAL	0.00	0.00	681,840.23	681,840.23	681,840.23	681,840.23	681,840.23	681,840.23	0.00	0.00
	0.00	0.00	5,300.00	5,300.00	5,300.00	5,300.00	5,300.00	5,300.00	0.00	0.00
	0.00	0.00	1,612,379.30	1,612,379.30	1,612,379.30	1,612,379.30	1,612,379.30	1,612,379.30	0.00	0.00
	0.00	0.00	2,470,966.80	2,470,966.80	2,470,966.80	2,470,966.80	2,470,966.80	2,470,966.80	0.00	0.00
	0.00	0.00	5,181,446.29	5,181,446.29	5,181,446.29	5,181,446.29	5,181,446.29	5,181,446.29	0.00	0.00
	0.00	0.00	623,429.98	623,429.98	623,429.98	623,429.98	623,429.98	623,429.98	0.00	0.00
TOTAL	0.00	0.00	26,789,487.95	26,789,487.95	26,789,487.95	26,789,487.95	26,789,487.95	26,789,487.95	0.00	0.00
TOTAL	0.00	0.00	26,789,487.95	26,789,487.95	26,789,487.95	26,789,487.95	26,789,487.95	26,789,487.95	0.00	0.00
TOTAL	0.00	0.00	26,789,487.95	26,789,487.95	26,789,487.95	26,789,487.95	26,789,487.95	26,789,487.95	0.00	0.00
	0.00	0.00	11.57	11.57	11.57	11.57	11.57	11.57	0.00	0.00
01	0.00	0.00	19,677,527.74	19,677,527.74	19,677,527.74	19,677,527.74	19,677,527.74	19,677,527.74	0.00	0.00
05	0.00	0.00	7,417,255.57	7,417,255.57	7,417,255.57	7,417,255.57	7,417,255.57	7,417,255.57	0.00	0.00
06	0.00	0.00	1,713,390.86	1,713,390.86	1,713,390.86	1,713,390.86	1,713,390.86	1,713,390.86	0.00	0.00
TOTAL	0.00	0.00	28,808,174.17	28,808,174.17	28,808,174.17	28,808,174.17	28,808,174.17	28,808,174.17	0.00	0.00
TOTAL	0.00	0.00	28,808,174.17	28,808,174.17	28,808,174.17	28,808,174.17	28,808,174.17	28,808,174.17	0.00	0.00
TOTAL	0.00	0.00	28,808,174.17	28,808,174.17	28,808,174.17	28,808,174.17	28,808,174.17	28,808,174.17	0.00	0.00
	0.00	0.00	1,713,390.86	1,713,390.86	1,713,390.86	1,713,390.86	1,713,390.86	1,713,390.86	0.00	0.00
	0.00	0.00	366,682.87	366,682.87	366,682.87	366,682.87	366,682.87	366,682.87	0.00	0.00
GENERAL	48,673,852.01	48,673,852.01	240,944,408.29	240,944,408.29	240,944,408.29	240,944,408.29	289,618,260.30	289,618,260.30	49,901,239.42	49,901,239.42

DIRECTOR FINANCIAR CONTABIL
EC. ANCA MUNTEAN

ER
RESAN VASILE

BALANTA CONTABILA DE VERIFICARE

Balanta: Sintetica de grad I
pana la: Total Sint. I

Perioada: 01.01.2016 - 31.12.2016
Total general pInsumarea tuturor analiticelor

- Lei noi -

I Cont	SOLD INITIAL		RULAJE CURENTE		RULAJE CUMULATE AN		TOTAL SUME		SOLD FINAL	
	DEBIT	CREDIT	DEBIT	CREDIT	DEBIT	CREDIT	DEBIT	CREDIT	DEBIT	CREDIT
	0.00	35,550,485.59	0.00	1,440.00	0.00	1,440.00	0.00	35,551,925.59	0.00	35,551,925.59
	0.00	317,073.28	13,002.13	0.00	13,002.13	0.00	13,002.13	317,073.28	0.00	304,071.15
	0.00	5,024,252.48	2,131.78	2,303,659.52	2,131.78	2,303,659.52	27,885,333.35	7,327,912.00	0.00	7,325,780.22
	0.00	2,291,548.40	27,885,333.35	26,581,984.85	27,885,333.35	26,581,984.85	27,885,333.35	28,873,533.25	0.00	988,199.90
	150,919.84	0.00	10,812.00	0.00	10,812.00	0.00	161,731.84	0.00	161,731.84	0.00
	13,969,553.00	0.00	0.00	0.00	0.00	0.00	13,969,553.00	0.00	13,969,553.00	0.00
	21,580,932.69	0.00	1,440.00	0.00	1,440.00	0.00	21,582,372.69	0.00	21,582,372.69	0.00
	6,551,218.46	0.00	1,689,764.00	853,765.52	1,689,764.00	853,765.52	8,240,982.46	853,765.52	7,387,216.94	0.00
	438,554.33	0.00	36,211.01	0.00	36,211.01	0.00	474,765.34	0.00	474,765.34	0.00
	9,920.00	0.00	280,830.86	0.00	280,830.86	0.00	290,750.86	0.00	290,750.86	0.00
	0.00	150,919.80	0.00	5,607.76	0.00	5,607.76	0.00	156,527.56	0.00	156,527.56
	0.00	3,977,921.92	835,425.52	311,280.56	835,425.52	311,280.56	835,425.52	4,289,202.48	0.00	3,453,776.96
	981,175.13	0.00	3,728,321.40	3,709,565.66	3,728,321.40	3,709,565.66	4,709,496.53	3,709,565.66	999,930.87	0.00
	1,157,432.13	0.00	684,845.73	365,305.01	684,845.73	365,305.01	1,842,277.86	365,305.01	1,476,972.85	0.00
	26,000.63	0.00	11,424.31	37,162.61	11,424.31	37,162.61	37,424.94	37,162.61	262.33	0.00
	0.00	0.00	53,941.90	53,941.90	53,941.90	53,941.90	53,941.90	53,941.90	0.00	0.00
	0.00	4,776.63	8,133,744.30	8,174,348.20	8,133,744.30	8,174,348.20	8,133,744.30	8,179,124.83	0.00	45,380.53
	0.00	0.00	1,999,277.87	1,999,277.87	1,999,277.87	1,999,277.87	1,999,277.87	1,999,277.87	0.00	0.00
	1,887,754.71	0.00	26,635,689.76	26,944,171.50	26,635,689.76	26,944,171.50	28,323,444.47	26,944,171.50	1,579,272.97	0.00
	0.00	691,123.00	14,253,347.28	14,620,566.28	14,253,347.28	14,620,566.28	14,253,347.28	15,311,689.28	0.00	1,058,342.00
	0.00	8,730.00	201,099.00	221,583.00	201,099.00	221,583.00	201,099.00	230,313.00	0.00	29,214.00
	1,000.00	0.00	10,900.00	9,900.00	10,900.00	9,900.00	11,900.00	9,900.00	2,000.00	0.00
	0.00	23,524.00	324,901.28	329,158.28	324,901.28	329,158.28	324,901.28	352,682.28	0.00	27,781.00
	0.00	24,500.01	674,191.76	705,627.69	674,191.76	705,627.69	674,191.76	730,127.70	0.00	55,935.94
	0.00	0.00	838,175.00	838,175.00	838,175.00	838,175.00	838,175.00	838,175.00	0.00	0.00
	0.00	425,585.00	5,919,257.00	6,137,999.00	5,919,257.00	6,137,999.00	5,919,257.00	6,563,584.00	0.00	644,327.00
	0.00	10,259.00	140,072.00	145,288.00	140,072.00	145,288.00	140,072.00	155,547.00	0.00	15,475.00
	0.00	140,441.00	1,925,180.00	2,004,995.00	1,925,180.00	2,004,995.00	1,925,180.00	2,145,436.00	0.00	220,256.00
	22,458.83	0.00	41,449.73	23,314.18	41,449.73	23,314.18	63,908.56	23,314.18	40,594.38	0.00
	0.00	17,586.34	34,558.24	17,902.14	34,558.24	17,902.14	34,558.24	35,488.48	0.00	930.24
	0.00	0.00	100,000.00	100,000.00	100,000.00	100,000.00	100,000.00	100,000.00	0.00	0.00
	0.00	0.00	53,941.90	63,629.50	53,941.90	63,629.50	53,941.90	63,629.50	0.00	9,687.60
	0.00	0.00	2,230.61	2,230.61	2,230.61	2,230.61	2,230.61	2,230.61	0.00	0.00
	0.00	0.00	100,000.00	100,000.00	100,000.00	100,000.00	100,000.00	100,000.00	0.00	0.00
	0.00	0.00	162,535.90	162,535.90	162,535.90	162,535.90	162,535.90	162,535.90	0.00	0.00
	239.00	0.00	685,648.58	685,011.18	685,648.58	685,011.18	685,887.58	685,011.18	876.40	0.00
	24,500.01	0.00	32,429.93	994.00	32,429.93	994.00	56,929.94	994.00	55,935.94	0.00
	0.00	0.00	1,713,390.86	1,713,390.86	1,713,390.86	1,713,390.86	1,713,390.86	1,713,390.86	0.00	0.00

I Cont	SOLD INITIAL		RULAJE CURENTE		RULAJE CUMULATIV AN		TOTAL SUME		SOLD FINAL	
	DEBIT	CREDIT	DEBIT	CREDIT	DEBIT	CREDIT	DEBIT	CREDIT	DEBIT	CREDIT
	6,700.19	0.00	38,417.62	36,313.61	38,417.62	36,313.61	45,117.81	36,313.61	8,804.20	0.00
	1,850,367.50	0.00	56,121,565.22	56,115,362.64	56,121,565.22	56,115,362.64	57,971,932.72	56,115,362.64	1,856,570.08	0.00
	0.00	0.00	1,879.69	1,879.69	1,879.69	1,879.69	1,879.69	1,879.69	0.00	0.00
	0.00	0.00	3,940,921.20	3,940,921.20	3,940,921.20	3,940,921.20	3,940,921.20	3,940,921.20	0.00	0.00
	0.00	0.00	30,177.08	30,177.08	30,177.08	30,177.08	30,177.08	30,177.08	0.00	0.00
	0.00	0.00	588,153.53	588,153.53	588,153.53	588,153.53	588,153.53	588,153.53	0.00	0.00
	0.00	0.00	455,017.39	455,017.39	455,017.39	455,017.39	455,017.39	455,017.39	0.00	0.00
	0.00	0.00	4,617.59	4,617.59	4,617.59	4,617.59	4,617.59	4,617.59	0.00	0.00
	0.00	0.00	349.10	349.10	349.10	349.10	349.10	349.10	0.00	0.00
	0.00	0.00	280.50	280.50	280.50	280.50	280.50	280.50	0.00	0.00
	0.00	0.00	1,741.47	1,741.47	1,741.47	1,741.47	1,741.47	1,741.47	0.00	0.00
	0.00	0.00	41,309.18	41,309.18	41,309.18	41,309.18	41,309.18	41,309.18	0.00	0.00
	0.00	0.00	50.02	50.02	50.02	50.02	50.02	50.02	0.00	0.00
	0.00	0.00	2,351,922.10	2,351,922.10	2,351,922.10	2,351,922.10	2,351,922.10	2,351,922.10	0.00	0.00
	0.00	0.00	147,345.20	147,345.20	147,345.20	147,345.20	147,345.20	147,345.20	0.00	0.00
	0.00	0.00	14,620,566.28	14,620,566.28	14,620,566.28	14,620,566.28	14,620,566.28	14,620,566.28	0.00	0.00
	0.00	0.00	673,197.76	673,197.76	673,197.76	673,197.76	673,197.76	673,197.76	0.00	0.00
	0.00	0.00	3,872,411.00	3,872,411.00	3,872,411.00	3,872,411.00	3,872,411.00	3,872,411.00	0.00	0.00
	0.00	0.00	2,210.63	2,210.63	2,210.63	2,210.63	2,210.63	2,210.63	0.00	0.00
	0.00	0.00	838,175.00	838,175.00	838,175.00	838,175.00	838,175.00	838,175.00	0.00	0.00
	0.00	0.00	316,888.32	316,888.32	316,888.32	316,888.32	316,888.32	316,888.32	0.00	0.00
	0.00	0.00	3,960.00	3,960.00	3,960.00	3,960.00	3,960.00	3,960.00	0.00	0.00
	0.00	0.00	26,789,487.95	26,789,487.95	26,789,487.95	26,789,487.95	26,789,487.95	26,789,487.95	0.00	0.00
	0.00	0.00	11.57	11.57	11.57	11.57	11.57	11.57	0.00	0.00
	0.00	0.00	28,808,174.17	28,808,174.17	28,808,174.17	28,808,174.17	28,808,174.17	28,808,174.17	0.00	0.00
	0.00	0.00	1,713,390.86	1,713,390.86	1,713,390.86	1,713,390.86	1,713,390.86	1,713,390.86	0.00	0.00
	0.00	0.00	366,682.87	366,682.87	366,682.87	366,682.87	366,682.87	366,682.87	0.00	0.00
GENERAL	48,673,852.01	48,673,852.01	240,944,408.29	240,944,408.29	240,944,408.29	240,944,408.29	289,618,260.30	289,618,260.30	49,901,239.42	49,901,239.42

DIRECTOR FINANCIAR CONTABIL
EC. ANCA MUNTEAN




Balanta cont 411 - CLIENTI

01.01.2016 - 31.12.2016

- Lei noi -

Explicatii	Cod fiscal	Sold initial	Facturi	Incasari	Sold final
CIENCE (411.01.01.142)	FR40438479941	31.00	1,094.50	0.00	1,125.50
CLUJ (411.01.01.022)	11324763	1,805,629.34	18,657,857.15	18,975,677.56	1,487,808.93
ERN INTERNATIONAL SARL (411.01.01.158)		0.00	58,298.80	58,298.80	0.00
NCE CLINICAL (411.01.01.155)		0.00	22,675.00	22,675.00	0.00
CTIA DE SANATATE PUBLICA CLUJ (411.01.01.134)		0.00	7,417,255.57	7,417,255.57	0.00
IA ADVERTISING SRL (411.01.01.132)	18148213	0.00	1,200.00	1,200.00	0.00
O SMITH (411.01.01.122)	7938152	15,274.84	64,748.89	67,927.49	12,096.24
SAROPRIALZRT (411.01.01.159)		0.00	14,061.92	14,061.92	0.00
CLINICAL RESEARCH LIMITED (411.01.01.161)		0.00	18,145.87	0.00	18,145.87
RODCOM SRL (411.01.01.115)	2118933	0.00	1,800.00	1,800.00	0.00
UROLOGIE (411.01.01.018)	12653879	323.00	2,691.00	1,702.00	1,312.00
TUTUL DE GASTROENTEROLOGIE "PROF.DR. O FODOR" (411.01.129)	RO4654520	2,192.00	8,048.00	6,384.00	3,856.00
TUTUL INIMII (411.01.01.008)	4617719	7,117.00	11,668.20	13,857.00	4,928.20
TUTUL ONCOLOGIC (411.01.01.007)	4547125	2,364.00	20,692.00	16,453.00	6,603.00
BINVEST SRL (411.01.01.113)	15291498	0.00	1,800.00	1,800.00	0.00
ARTIS PHARMA (411.01.01.128)	27813234	7,384.00	35,955.75	17,747.00	25,592.75
XEL INTERNATIONAL ROMANIA SRL (411.01.01.104)	16494261	0.00	1,953.74	1,953.74	0.00
GLOBAL LTD (411.01.01.146)		0.00	49,404.69	49,404.69	0.00
TILES ESATERN HOLDINGS GMBH (411.01.01.152)		0.00	12,008.72	4,235.84	7,772.88
PRMATEX (411.01.01.063)	210436	0.00	885.80	885.80	0.00
AT S A (411.01.01.133)		0.00	585.50	585.50	0.00
ECOL (411.01.01.138)		0.00	1,165.20	1,165.20	0.00
UNICIPAL TURDA (411.01.01.023)	4287971	1,890.00	5,910.00	7,080.00	720.00
DE BOLI OSIHICE BORSA (411.01.01.110)	4305792	0.00	1,745.00	1,745.00	0.00
JUDETEAN BISTRITA (411.01.01.011)	4347593	0.00	2,520.00	2,520.00	0.00
CLINIC JUDETEAN (411.01.01.002)	4288080	19,385.00	88,887.20	108,272.20	0.00
MUNICIPAL CLUJANA (411.01.01.005)	4547117	0.00	4,945.00	4,945.00	0.00
ORASENESC CAMPENI (411.01.01.010)	4331074	0.00	-630.00	-630.00	0.00
UNIVERSITAR CFR (411.01.01.006)	4288349	8,825.00	10,591.00	10,465.00	8,951.00
ALUL DE BOLI CRONICE CAMPENI (411.01.01.032)	4331104	1,260.00	630.00	1,890.00	0.00
ALUL DE BOLI INFECTIOASE (411.01.01.004)	4485715	2,638.00	19,043.00	21,681.00	0.00

Explicatii	cod fiscal	Sold initial	Facturi	Incasari	Sold final
ALUL DE COPII (411.01.01.019)	4426352	11,665.10	6,318.40	92,983.50	0.00
ALUL DE RECUPERARE (411.01.01.003)	4288063	0.00	6,677.00	6,677.00	0.00
ALUL MILITAR (411.01.01.020)	5399442	521.00	8,365.00	8,886.00	0.00
ALUL MUNICIPAL ORADEA (411.01.01.125)	4208463	0.00	630.00	630.00	0.00
DA DEVELOPMENT (411.01.01.151)		1,255.43	-1,113.74	141.69	0.00
REM CLINICAL RESEARCH GMBH (411.01.01.160)		0.00	360.60	0.00	360.60
LABORATORIES (411.01.01.157)	4134935	0.00	15.00	15.00	0.00
ING ZONE SRL (411.01.01.145)	27995942	0.00	1,800.00	1,800.00	0.00
General		1,887,754.71	26,635,689.76	26,944,171.50	1,579,272.97

MANAGER
MURESAN VASILE



DIRECTOR FINANCIAR
EC. ANCA MUNTEAN



ECONOMIST
POTOR SELIA




Bilant

Perioada Indicator1 01.01.2015 - 31.12.2015

Perioada Indicator2 01.01.2016 - 31.12.2016

- Lei noi -

Cod	DENUMIRE INDICATOR	VALOARE INDICATOR1	VALOARE INDICATOR2
1	Active fixe necorporale	0.04	5,204.28
2	Instalatii tehnice,mijloace de transport, animale, plantatii, mobilier,aparatura birotica si alte ac	3,021,770.87	4,697,516.18
3	terenuri si cladiri	21,580,932.69	21,582,372.69
4	Total active necurente	24,602,703.60	26,285,093.15
7	Stocuri	2,164,607.89	2,477,166.05
8	Creante din opratiuni comerciale, avansuri si alte decontari	1,911,213.54	1,621,867.35
9	Creante din operatiuni comerciale si avansuri	1,910,213.54	1,619,867.35
10	Total creante curente	1,911,213.54	1,621,867.35
11	Conturi la trezorerie, casa,alte valori, avansuri trezorerie	6,700.19	8,804.20
12	Conturi la institutii de credit, casa, avansuri de trezorerie	24,500.01	55,935.94
13	Total disponibilitati	31,200.20	64,740.14
14	Total active curente	4,107,021.63	4,163,773.54
15	Total active	28,709,725.23	30,448,866.69
16	Datorii comerciale, avansuri si alte decontari	22,362.97	55,998.37
17	Datorii comerciale si avansuri	22,362.97	46,310.77
18	Datorii catre bugete	576,285.00	880,058.00
19	Datoriile institutiilor publice catre bugete	576,285.00	880,058.00
20	Salariile angajatilor si contributiile aferente	747,877.01	1,171,272.94
21	Contributii sociale	435,844.00	659,802.00
22	Total datorii curente	1,346,524.98	2,107,329.31
23	Total datorii	1,346,524.98	2,107,329.31
24	Active nete	27,363,200.25	28,341,537.38
25	Rezerve fonduri	35,867,558.87	35,854,556.74
26	Rezultatul reportat (ct117-sold creditor)	5,024,252.48	7,325,780.22
27	Rezultatul reportat (ct.117-sold debitor)	0.00	0.00
28	Rezultatul patrimonial al exercitiului (ct.121-sold creditor)	2,291,548.40	988,199.90
29	Rezultatul patrimonial al exercitiului (ct.121-sold debitor)	0.00	0.00
36	Total capitaluri propii	55,914,958.24	55,882,114.00

Contul de rezultat patrimonial

Perioada Indicator1 01.01.2015 - 31.12.2015

Perioada Indicator2 01.01.2016 - 31.12.2016

- Lei noi -

Cod	DENUMIRE INDICATOR	VALOARE INDICATOR1	VALOARE INDICATOR2
21	Venituri din impozite ,taxe,contributii de asigurari si alte venituri ale bugetelor	0.00	0.00
22	Venituri din activitati economice	0.00	0.00
23	Finantari ,subventii,transferuri,alocatii bugetare cu destinatie speciala	22,829,550.89	29,174,857.04
24	Alte venituri operationale	0.00	0.00
25	TOTAL VENITURI OPERATIONALE	22,829,550.89	29,174,857.04
26	Salariile si contributiile sociale aferente angajatilor	13,679,091.40	19,166,175.04
27	Stocuri,consumabile, lucrari si servicii executate de terti	7,205,008.20	7,561,884.36
28	Chelt. de capital, amortizari si provizioane	328,366.97	316,888.32
29	Alte chelt. operationale	0.00	0.00
30	Total cheltuieli din activitatea operationala	21,212,466.57	27,044,947.72
31	Excedent din activitatea operationala	1,617,084.32	2,129,909.32
32	Deficit din activ.operationala	-1,617,084.32	-2,129,909.32

registratura