

CONSILIUL JUDEȚEAN CLUJ
REGISTRATURA GENERALĂ

RAPORT EXPLICATIV Nr. 24402 DIR. _____
PRIVIND DAREA DE SEAMA CONTABILĂ
INCHEIATA LA DATA DE 30.09.2016

Data 19. OCT. 2016

Prezentare Generala – Spitalul Clinic de Pneumoftiziologie Leon Daniello Cluj

Denumire, Sediul : Spitalul Clinic de Pneumoftiziologie Leon Daniello, Cluj- Napoca,
str. B.P. Hasdeu nr. 6 , cod postal : 400371

Telefon Centrala : 0264-597453

Manager spital ; dr. Vasile Muresan : tel / fax 0264- 592176 ,

Director medical ;Dr.Boldeanu Daniela;

Director financiar contabil ; ec. Muntean Anca Elena ; tel / fax 0264- 591263 ,

e-mail : spital_pneumo@yahoo.com

website : www.pneumocluj.ro

Structura Organizatorica :

Spitalul are in structura 230 de paturi din care :

- 3 sectii clinice de pneumologie cu 140 de paturi din care 29 paturi TBC .
- O sectie de chirurgie toracica cu 30 de paturi din care 5 paturi compartiment ATI, singura sectie de profil din centrul universitar Cluj .
- Sectia Sanatoriala Pneumologie - TBC Savadisla cu 60 de paturi (situat in comuna Savadisla la 20 km de Cluj)
- Laboratorul Clinic de Analize Medicale cu compartimentele de Hematologie, Biochimie, Micologie, Bacteriologia Non-Tuberculoasa , Citologie , Bacteriologia Tuberculozei. Performantele laboratorului au fost apreciate de catre expertii Organizatiei Mondiale a Sanatatii care ne-au vizitat incepand cu anul 1995. Rezultatele excelente au recomandat Laboratorul pentru numirea ca Laborator National de Referinta pentru micobacterii (OMS 733/1997; OMS 91/2002; HG 292/2007). Laboratorul de analize medicale a fost dotat in decursul timpului cu echipament modern, circuitele au fost refacute astfel incat sa se realizeze cerintele standardului SREN ISO/CEI 17025/2007. Pentru activitatile desfasurate in compartimentul de bacteriologie a tuberculozei laboratorul este acreditat RENAR din anul 2007 si reacreditat conform standard SREN ISO/CEI 15189/2007 din decembrie 2011 pentru activitatile referitoare la diagnosticul bacteriologic al tuberculozei (microscopie , cultura si antibiograma).
- Laboratorul de Bronhologie, dotat cu aparatura video-endoscopica moderna care desfasoara activitati diagnostice si terapeutice, fiind singurul Laborator de profil din Centrul Universitar Cluj .
- Laboratorul de Radiologie si Imagistica Medicala, dotat cu 3 aparate noi de radiologie
- Laboratorul de Explorari functionale
- Dispensarul TBC Cluj, functioneaza cu 3 cabinete de consultatii adulti, un cabinet consultatii copii , compartiment de radiologie si un punct de laborator pentru diagnostic bacteriologic al tuberculozei. Dispensarul TBC are rol de for metodologic judetean in activitatile de profil

Spitalul Clinic de Pneumoftiziologie „Leon Daniello” Cluj-Napoca constituie în același timp bază de învățământ și cercetare științifică medicală care consolidează calitatea actului medical cu respectarea drepturilor pacienților, a eticii și deontologiei medicale.

Spitalul Clinic de Pneumoftiziologie „Leon Daniello” Cluj-Napoca asigură prin secțiile clinice și serviciile din structură asistență medico-chirurgicală complexă, curativă, preventivă și de recuperare a pacienților cu afecțiuni respiratorii non-tuberculoase (BPOC, Astm bronic, patologie tumorală malignă și benignă, pleurezii, supurații bronho-pulmonare, etc.) din Județul Cluj și județele limitrofe.

Sectia Clinica de Chirurgie Toracica asigura asistenta medicala curativa pentru pacientii cu tumori maligne si benigne, pneumotorax, traumatisme toracice, etc. asigurand prin linia de garda permanenta in acest domeniu si colaborand cu Unitatea de Primiri Urgente (UPU) a Spitalului Clinic Judetean Cluj.

Structura de Personal :

Spitalul functionaza cu un numar de 350 de angajati, din care : 35 medici, 130 medici rezidenti, 88 personal mediu sanitar (asistente medicale, registratori medicali, statistica medicala), 46 personal auxiliar sanitar (infirmiere, ingrijitoare, brancardier), 32 muncitori (paza, intretinere centrala termica, statie oxigen, statie clorinare, statie epurare, spalatoarea, lenjerese, ingrijitor spatii verzi si curatenie, bloc alimentar, birouri si cabinete etc.), 2 farmacisti, 1 psiholog, 1 preot, 15 personal TESA.

Principii, politici si metode contabile

Contabilitatea institutiei noastre este organizata și condusa cu respectarea strictă a principiilor de bază a contabilității, conform prevederilor Legii contabilității nr. 82/1991 (republicată cu modificările și completările ulterioare), OMF 1.917/2005 pentru aprobarea Normelor metodologice privind organizarea și conducerea contabilității institutiilor publice, operațiunile economico-financiare, fiind consemnate în documente legale și contabilizate corect.

Scopul politicilor contabile este de a stabili metode contabile (metode detaliate de evaluare, măsurare, și constatare) alese dintr-un cadru general acceptate de legislația în vigoare, care să fie utilizate permanent și care să ofere o imagine fidelă a institutiei publice, a poziției sale financiare, a performanțelor sale și a evoluției poziției sale financiare.

Evidența contabilă este condusă de personal calificat și autorizat, în conformitate cu Legea contabilității nr.82/1991 cu modificările ulterioare, operațiunile economice derulate în cursul anului sunt evidențiate în contabilitate cronologic și sistematic în baza documentelor justificative.

Contabilitatea institutiei se ține în partida dublă și urmărește să asigure informații ordonatorilor de credite cu privire la executia bugetelor de venituri și cheltuieli, patrimoniul aflat în administrare cât și informații privind performanțele financiare și fluxurile de trezorerie.

Contabilitatea analitică este organizată conform normelor contabile, întocmindu-se balanța analitică pentru conturile de furnizori, creanțe, clienți, debitori, materiale.

Datele din contabilitatea analitică se preiau în contabilitatea sintetică după care se întocmește balanța de verificare.

Reglementări contabile aplicate la întocmirea și prezentarea situațiilor financiare la data de 31 decembrie 2014

Ordin.1780/19.12.2014

Legea contabilității; nr.82 /1991 republicată,

- Ordinul Ministerului Finantelor Publice nr.1917/2005
- Ordinul Ministerului Finantelor Publice nr. 2985 / 16.12.2011
- Ordinul 479 / 05.04.2012

Situațiile financiare prezentate cuprind :

- Anexa 1 "Bilant "
- Anexa 2 "Contul de rezultat patrimonial "
- Anexa 3 "Situatia fluxurilor de trezorerie "
- Anexa 4 " Situatie fluxurilor de trezorerie (Banci)
- Anexa 7 si 11 "Contul de executie a bugetului institutiilor publice – Cheltuieli "
- Anexa 9 "Contul de executie a bugetului institutiilor publice – Venituri "
- Anexa 14 b "Disponibil din mijloace cu destinatie speciala "
- Anexa 34 "Situatia modificarilor in structura activelor nete/capitalurilor
- Anexa 35a "Situatia activelor amortizabile"
- Anexa 35b "Situatia activelor neamortizabile"
- Anexa 40 b " Situatie activelor si datoriilor financiare ale institutiilor publice "
- Situatie soldurilor conturilor de Trezorerie .
- Raportul privind exercitarea controlului financiar preventiv propriu
- Balanta de verificare la data de 30.06.2016
- Note explicative
- Raport explicativ
- Declaratie cu prevederile art. 30 din legea contabilitatii 82/1991
- Situatie sintetica a rezultatelor autoevaluarii.
- OMFP NR.4075 / 18.12.2015 –Norme metodologice privind incheierea exercitiului bugetar al anului 2015.

Au fost respectate Normele metodologice privind conducerea contabilității și întocmirii bilanțului contabil și a situațiilor financiare conform Ordinului nr.2985/16.12.2011 și 479 / 05.04.2012, în conformitate cu următoarele principii contabile:

- *Principiul continuitatii activitatii* – Spitalul isi va continua activitatea de asistenta medicala în mod normal, fara reducerea semnificativa a acesteia .
- *Principiul permanentei metodelor si a comparabilitatii informatiilor* – s-au aplicat aceleasi reguli, metode, norme privind evaluarea, înregistrarea în contabilitate a elementelor patrimoniale, asigurând comparabilitatea în timp a informatiilor .
- *Principiul prudentei* – evaluarea s-a facut pe o baza prudenta
Metoda de evaluare a activelor fixe si circulante :
 - evaluarea cladirilor s-a efectuat de catre un expert autorizat în anul 2008 si in anul 2011;
 - evaluarea terenurilor nu s-a efectuat , din lipsa de fonduri iar suprafata terenului dat in administrare spitalului nostru de catre Consiliul Judetean Cluj, nu este delimitat de terenul ce apartine de Spitalul Judetean de Urgenta Cluj .
- *Principiul contabilitatii pe baza de angajamente* – au fost luate în considerare toate veniturile si cheltuielile exercitiului, fara a se tine seama de data încasarii sau de efectuarea platii;
- *Principiul evaluarii separate a elementelor de activ si de datorii* – elementele de activ si de datorii au fost evaluate separat .
Debitorii înregistrați în evidența contabilă sunt cerți și reflectă corect debitele, stabilite conform prevederilor legale ;
Creanțele înregistrate în evidența contabilă sunt certe și au fost constituite conform prevederilor legale ;
- *Principiul intangibilitatii exercitiului* – Soldurile existente la 31.12.2012 au fost preluate corect in luna ianuarie 2014, verificandu-se acestea in primele luni ale anului 2014
- *Principiul necompensarii* – Nu s-au efectuat compensări între conturile bilanțiere și nici între conturile de venituri și cheltuieli ; Conturile reprezentând creanțele și obligațiile au fost inventariate și analizate constatându-se că acestea sunt reale, certe și neprescrise ; Obligațiile de

plată către terți (furnizori) sunt obligații de plată curente ce urmează a fi onorate la termenele de scadență ;

Spitalul nu are datorii restante (arierate).

- *Principiul materialității (pragului de semnificație)* – la întocmirea situațiilor financiare au fost luate în considerare toate elementele semnificative și nesemnificative .

- *Principiul prevalenței economice asupra juridicului* – informațiile prezentate în situațiile financiare reflectă realitatea economică a evenimentelor, nu numai forma lor juridică, așa cum reiese din documentele justificative;

Contul de rezultat patrimonial reflectă fidel veniturile și cheltuielile aferente perioadei raportate ;

Moneda de raportare : Situațiile financiare sunt întocmite în lei .

Metoda de amortizare a activelor fixe : prin amortizare liniară

Politica de împrumuturi , existența contractelor de leasing ; - nu este cazul

Înregistrarea castigurilor și pierderilor de curs valutar ; nu este cazul .

Execuția bugetului de venituri și cheltuieli al instituției s-a efectuat cu respectarea prevederilor Legii nr. 500/11.07.2002 privind finanțele publice, precum și a Ordinului MF nr. 1.792/24.12.2002 privind angajarea, lichidarea, ordonanțarea și plata cheltuielilor bugetare ;

Operațiunile patrimoniale ale instituției au fost înregistrate în evidența contabilă numai după ce acestea au fost supuse vizei de control financiar preventiv, exercitată conform prevederilor OMF nr. 923/16.04.2003 ;OMF NR.4075/2015.

Manager
Dr. Vasile Muresan

3ex.MA/MV



Director Financiar Contabil
Ec. Muntean Anca Elena

BILANT

incheiat la 30.09.2016

- lei -

Nr. rand	Denumirea indicatorilor	Cod	Sold la:	
			inceputul anului	sfarsitul perioadei
A	B	C	1	2
	Active fixe necorporale (ct.2030000+2050000+2060000+2080100+2080200+ 2330000 -2800300-2800500-2800800-2900400-2900500-2900800-2930100*)	03		8041
	Instalatii tehnice, mijloace de transport, animale, plantatii, mobilier, aparatura birotica si alte active corporale (ct.2130100+2130200+2130300+2130400+2140000+2310000 -2810300-2810400-2910300-2910400-2930200*)	04	3021771	2919578
	Terenuri si cladiri (ct. 2110100+2110200+2120101+2120102+2120201+2120301+2120401+2120501+2120601+2120901+2310000-2810100-2810200 -2910100-2910200-2930200)	05	35550486	35551926
	TOTAL ACTIVE NECURENTE (rd.03+04+05+06+07+09)	15	38572257	38479545
	Stocuri (ct.3010000+3020100+3020200+3020300+3020400+ 3020500+ 3020600+ 3020700+3020800+3020900+ 3030100+3030200+ 3040100+ 3040200+3050100+ 3050200+3070000+3090000+ 3310000+ 3320000+ 3410000+3450000+3460000+3470000+ 3490000+ 3510100+ 3510200+3540100+ 3540500+3540600+ 3560000+ 3570000+ 3580000+ 3590000+3610000+ 3710000+ 3810000+/-3480000+/-3780000-3910000 -3920100-3920200 -3930000-3940100-3940500-3940600-3950100-3950200-3950300- 3950400-3950600-3950700-3950800-3960000-3970000-3980000-4 420803)	19	2164608	2208533
	Creante din operatiuni comerciale, avansuri si alte decontari (ct.2320000+2340000+4090101+4090102+4110101+ 4110108+ 4130100+ 4180000+4250000+4280102+ 4610101+ 4610109 +4730109**+4810101+ 4810102+ 4810103+4810200+ 4810300+4810900+ 4820000+ 4830000 + 4890101+4890301- 4910100- 4960100+5120800), din care:	21	1911214	1689654
	Creante comerciale si avansuri (ct.2320000+2340000+4090101+4090102+ 4110101+ 4110108+ 4130100 +4180000+4610101-4910100 - 4960100), din care :	22	1910214	1687454
	Împrumuturi pe termen scurt acordate (ct.2670101+2670102+2670103+2670104+2670105+ 2670108+ 2670601 +2670602+ 2670603+2670604+ 2670605+ 2670609+ 4680101+ 4680102 +4680103+ 4680104 +4680105+4680106+ 4680107+ 4680108+ 4680109 + 4690103+4690105+ 4690106+ 4690108+ 4690109)	27		100000
	Total creante curente (rd. 21+23+25+27)	30	1911214	1789654
	Conturi la trezorerie, casa în lei (ct. 5100000+5120101+5120501+5130101+5130301+5130302+5140101 1+5140301+5140302+5150101+5150103+5150301+5150500+5150 600+5160101+5160301+5160302+5170101+5170301+5170302+52 00100+5210100+5210300+5230000+5250101+5250102+5250301+ 5250302+5250400+5260000+5270000+5280000+5290101+529020 1+5290301+5290400+5290901+5310101+5500101+5520000+5550 101+5550400+5570101+5580101+5580201+5590101+5600101+56 00300+5600401+5610101+5610300+5620101+5620300+5620401+ 5710100+5710300+5710400+5740101+5740102+5740301+574030 2+5740400+5750100+5750300+5750400-7700000)	33	1857068	2300671

A	B	C	1	2
	(ct.5180701+5320100+5320200+5320300+5320400+ 5320500+ 5320600+ 5320800+5420100)			
	Conturi la institutii de credit, BNR, casa în valuta (ct. 5110101+5110102+5120102+5120402+5120502+5130102+ 5130202+5140102+5140202+5150102+5150202+5150302+ 5160102+5160202+5170102+5170202+5290102+5290202+ 5290302+5290902+5310402+5410102+5410202+5500102+ 5550102+5550202+5570202+5580102+5580202+5580302+558030 3+5590102+5590202+5600102+5600103+5600402+5610102+5610 103+5620102+5620103+5620402)	35	24500	51723
	Total disponibilitati si alte valori (rd.33+33.1+35+35.1)	40	1881807	2353079
	TOTAL ACTIVE CURENTE (rd.19+30+31+40+41+41.1+42)	45	5957629	6351266
	TOTAL ACTIVE (rd.15+45)	46	44529886	44830811
	Datorii comerciale, avansuri si alte decontari (ct.2690100+4010100+4030100+4040100+4050100+ 4080000+ 4190000+ 4620101+4620109 +4730109+ 4810101+4810102+ 4810103+4810200+ 4810300+ 4810900+4820000+ 4830000+4890201+ 5090000+ 5120800), din care:	60	22363	365169
	Datorii comerciale si avansuri (ct. 4010100+4030100+4040100+4050100+ 4080000+ 4190000+ 4620101), din care:	61	22363	355481
	Datorii catre bugete (ct. 4310100+4310200 + 4310300 + 4310400 + 4310500+ 4310700+ 4370100 + 4370200 + 4370300 + 4400000+4410000+ 4420300 + 4420801 + 4440000 + 4460000 +4480100 +4550501 + 4550502+ 4550503+4620109+ 4670100+ 4670200 + 4670300 + 4670400 + 4670500+ 4670900+ 4730109+4810900+ 4820000), din care:	62	576285	709103
	Contributii sociale (ct.4310100+4310200+4310300+4310400+4310500+4310700+437 0100+4370200+4370300)	63.1	435844	535035
	Împrumuturi pe termen scurt - sume ce urmeaza a fi platite într-o perioada de pâna la un an (ct.5180601+5180603+5180604+5180605+5180606 + 5180608+ 5180609+5180800+5190101+5190102 + 5190103+ 5190104+ 5190105+ 5190106+ 5190107+ 5190108+5190109+5190110+ 5190180+ 5190190)	70		100000
	Salariile angajatilor (ct.4210000+4230000+4260000+4270100+4270300+4280101)	72	747878	953335
	TOTAL DATORII CURENTE (rd.60+62+65+70+71+72+73+74+75)	78	1346526	2127607
	TOTAL DATORII (rd.58+78)	79	1346526	2127607
	ACTIVE NETE = TOTAL ACTIVE - TOTAL DATORII = CAPITALURI PROPRII (rd.80= rd.46-79 = rd.90)	80	43183360	42703204
	Rezerve, fonduri (ct.1000000+1010000+1020101+1020102+1030000+ 1040101+1040102+1050100+1050200+1050300+1050400+ 1050500+1060000+1320000+1330000+1390100)	84	35867560	35854557
	Rezultatul reportat (ct.1170000- sold creditor)	85	5024252	7323335
	Rezultatul patrimonial al exercitiului (ct.1210000- sold creditor)	87	2291548	
	Rezultatul patrimonial al exercitiului (ct.1210000- sold debtor)	88		474688
	TOTAL CAPITALURI PROPRII (rd.84+85-86+87-88)	90	43183360	42703204

Manager

Dr. Muresan Vasile



Director Financiar Contabil

Ec. Muntean Anca Elena

CONTUL DE REZULTAT PATRIMONIAL

la data de 30.09.2016

Cod 02

-lei-

Nr. crt	Denumirea indicatorilor	Cod rand	An precedent	An curent
A	B	C	1	2
2.	Venituri din activitati economice (ct.7210000+7220000+7510100+7510200+/-7090000)	03	16,304,248	19,524,120
3.	Finantari, subventii, transferuri, alocatii bugetare cu destinatie speciala (ct. 7510500+7710000+7720100+7720200+7730000+7740100+7740200+7750000+7760000+7780000+7790101+790109)	04	282,352	340,348
4.	Alte venituri operationale (ct.7140000+7180000+7500000+7510300+7510400+7810200+7810300+7810401+7810402+7770000)	05	2,970	2,970
	TOTAL VENITURI OPERATIONALE (rd.02+03+04+05)	06	16,589,570	19,867,438
1.	Salariile si contributiile sociale aferente angajatilor (ct.6410000+6420000+6450100+6450200+6450300+ 6450400+ 6450500+6450600+6450800+6460000+6470000)	08	9,679,235	13,769,519
2.	Subventii si transferuri (ct.6700000+6710000+6720000+6730000+6740000+ 6750000+ 6760000+ 6770000+6780000+6790000)	09	388,886	618,359
3.	Stocuri, consumabile, lucrari si servicii executate de terti (ct.6010000+6020100+6020200+6020300+6020400+ 6020500+ 6020600+6020700+6020800+6020900+6030000+6060000+6070000+6080000+6090000+6100000+6110000+ 6120000+6130000+6140000+6220000+6230000+6240100+ 6240200+6260000+6270000+6280000+6290100)	10	5,352,044	5,719,402
4.	Cheltuieli de capital, amortizari si provizioane (ct.6290200+6810100+6810200+6810300+6810401+6810402+6820101+6820109+6820200+ 6890100+ 6890200)	11	205,785	233,005
	TOTAL CHELTUIELI OPERATIONALE (rd.08+09+10+11+12)	13	15,625,950	20,340,285
	- EXCEDENT (rd.06- rd.13)	15	963,620	
	- DEFICIT (rd.13- rd.06)	16		472,847
IV.	VENITURI FINANCIARE (ct. 7630000+7640000+7650100+7650200+7660000+7670000+7680000+7690000+7860300+7860400)	17	1,068	12
V.	CHELTUIELI FINANCIARE (ct. 6630000+6640000+6650100+6650200+6660000+6670000+6680000+6690000+6860300+6860400+6860800)	18	1,272	1,853

A	B	C	1	2
	00)			
	- DEFICIT (rd.18- rd.17)	21	204	1,841
	- EXCEDENT (rd.15+20-16-21)	23	963,416	
	- DEFICIT (rd.16+21-15-20)	24		474,688
	- EXCEDENT (rd. 23+28-24-29)	29.2	963,416	
	- DEFICIT (rd. 24+29-23-28)	29.3		474,688
	- EXCEDENT (rd. 29.2 - rd.29.4)	31	963,416	
	- DEFICIT (rd. 29.3 + rd.29.4)	32		474,688

*) Nota: se determina potrivit art.13 alin.(2) lit. b) din Legea nr.227/2015 privind Codul Fiscal

Manager

Dr. Muresan Vasile



Director Financiar Contabil

Ec.Muntean Anca Elena

SITUATIA FLUXURILOR DE TREZORERIE
30.09.2016

-lei-

Cod 03

Cod rand	CASA ct. 5310101	Buget de stat *) ct. 5200100/ 7700000	Buget local ct. 5210100/ 7700000	Buget asigurarilor sociale de stat ct. 5250101+ 7700000	Buget pentru somaj ct. 5740102/ 7700000	Buget Fond asigurarilor nationale de ct. 5750100/ 7700000	Buget Fond pentru mediu 5750100/ 7700000	Buget trezoreriei statului ct. 5240100/ 7700000	Buget instituti publice finantate integral din veniturii proprii 5600101/ 7700000	Buget instituti publice finantate din veniturii proprii si suventii 5610101/ 7700000	Buget activitati finantate din veniturii proprii si buget activitati de privatizatre 5620101/ 7700000	Buget imprumuturi interne si externe ct 5130101+ 5140101+ 5160101+ 5170101/ 7700000	Buget fonduri externe neramb (sursad) 5150103/ 7700000	Alte disponibilitati (ct.5xx)
A	2	3	4	5	6	7	8	9	10	11	12	13	14	15
B														
casari	130094	19921076							19761279					29703
lati	128509	19341687							19176775					36403
umerar net din activitatea operationala (2-03)	1585	579389							584504					-6700
lati		135786							135786					
umerar net din activitatea de investitii (6-07)		-135786							-135786					
casari		100000							100000					
umerar net din activitatea de finantare 0-rd.11)		100000							100000					
PRESTEREA (DESCRESTEREA) A DE NUMERAR SI ECHIVALENT NUMERAR (rd.04+rd.08+rd.12)	1585	543603							548718					-6700
UMERAR SI ECHIVALENT DE UMERAR LA INCEPUTUL ANULUI		1857068							1850388					6700
me utilizate din excedentul anului cedent/ sume transferate din excedent getul local/sume transferate din dent pentru constituirea de depozite azorerie****)		100000							100000					
UMERAR SI ECHIVALENT DE UMERAR LA SFARSITUL PERIOADEI 3+rd.14+14.1-14.2-14.3)	1585	2300671							2299086					

Unitatile administrativ-teritoriale si la unitatile de invatamant preuniversitar coloana 3 nu se aduna in coloana 1
urile 14.1"Suma recuperate din excedentul anului precedent"se
dintr venituri proprii, fondurilor externe nerambursabile(sursa08/D)
- cu sume recuperate din excedentul anilor precedenti;
- cu sume virate din fondul spitalului in excedentul bugetului de venituri proprii al unitatii sanitare publice
arile 14.2"Suma utilizate din excedentul anului precedent/suma transferate din excedent pentru constituirea de depozite in trezorerie" se
nabursabile(sursa08/D)in situatia existentei unui buget de venituri proprii, activitatilor finantate integral din venituri proprii fondurilor externe
anual precedent pentru efectuarea de cheltuieli, acoperirea golurilor temporare de casa;
- pentru bugetul institutiilor publice finantate integral din venituri proprii si bugetul activitatilor finantate integral din venituri proprii - cu sumele transferate din
excedent la bugetul local
- pentru bugetul asigurarilor sociale de stat, bugetul asigurarilor de somaj, bugetul Fondului national unic de asigurari sociale de sanatate, bugetul Fondului de mediu, bugetul
institutiilor publice finantate integral din venituri proprii, bugetul activitatilor finantate integral din venituri proprii si bugetul activitatii de privatizare si bugetul fondurilor
externe nerambursabile(sursa 08/D)in situatia existentei unui buget de venituri si cheltuieli - cu sume transferate sin excedent pentru constituirea de depozite in trezorerie.
dul 14.3"Suma transferate din disponibil neutilizat la finele anului precedent" se completeaza pentru :bugetul fondurilor externe nerambursabile (sursa08/D) in situatia existentei doar a u
cheltuieli, bugetul creditelor intrabugetul creditelor externe - cu sumele transferate la inceputul anului din disponibil neutilizat la finele anului precedent.

Manager

Dr. Muresan Vasile



Director Financiar Contabil

Ec.Muntean Anca Elena

Viza trezorerie



SITUATIA FLUXURILOR DE TREZORERIE

la data de 30.09.2016

Cod 04

-lei-

Denumirea indicatorilor A	Cod rand B	Total 1	Casa in valuta 2	Alte disponibilitati 3
1. Incasari	02	28,217		28,217
2. Plati	03	994		994
3. Numerar net din activitatea operationala (rd. 02- rd.03)	04	27,223		27,223
IV. CRESTEREA (DESCRESTEREA) NETA DE NUMERAR SI ECHIVALENT DE NUMERAR (rd.04+rd.08+rd.12)	13	27,223		27,223
V. NUMERAR SI ECHIVALENT DE NUMERAR LA INCEPUTUL ANULUI	14	24,500		24,500
VI. NUMERAR SI ECHIVALENT DE NUMERAR LA FINELE PERIOADEI (rd.13+14 +15-16)	17	51,723		51,723

NOTA: Coloanale se completeaza astfel:


Col.1 TOTAL - (col.2+col.3+.....n)

Col.2 - ct. 5310402 "Casa in valuta"

Col.3 si urmatoarele - ct. de disponibilitati in lei si in valuta la unitati bancare:(5xxxxxx)

Manager

Dr. Muresan Vasile



Director Financiar Contabil

Ec.Muntean Anca Elena

SPITALUL CLINIC DE PNEUMOPTIZIOLOGIE"LEON DANIELLO"CLUJ-NAPOCA

Nr. 4462 /18.10.2016


Catre,
Consiliul Judetean Cluj-Napoca
Serviciul Contabilitate

Va trimitem componenta soldului la casa 5311:

Suma de 1.585,59 lei:

- Art 20.01.05 –159,86 lei
- art.20.01.06 - 22 lei
- art.20.01.07 – 158,13
- art.20.01.08 – 301,50 lei
- art.20.01.30 – 178,05 lei
- art.20.05.30 –349 lei
- art.20.06.01 – 248.51 lei
- art.20.30.03- 168,54 lei

Manager,
Dr.Vasile Muresan



Director Financiar Contabil
Ec.Muntean Anca Elena

EXECUTIA CONTURILOR BUGETARE SI DE DISPONIBILITATI

1a: SPITALUL CLINIC DE PNEUMO LEON DANIELLO CLUJ

- lei


COD FISCAL: 4354540		DATA : 30.09.2016			
COD CONT/SURSA INDICATOR/SECTIUNE	DENUMIRE CONT / INDICATOR	CREDITE DESCHISE / VENITURI	PLATI EFECTUATE (CHELTUIELI)	DISPONIBIL (credite-chelt/venituri-chelt)	
21	F 370400	D Varsaminte din sectiunea de functionare	137.345,99	,00	,00
21	F 431400	D Subventii din bugetele locale pentru finantarea c	8.602,98	,00	,00
21	F 300530	F Alte venituri din concesiuni si inchirieri de catr	1.293,88	,00	,00
21	F 330800	F Venituri din prestari de servicii	470.358,52	,00	,00
21	F 332100	F Venituri din contractele incheiate cu casele de as	13.941.135,16	,00	,00
	F 333000	F Venituri din contractele incheiate cu directiile d	5.020.961,88	,00	,00
21	F 333100	F Venituri din contractele incheiate cu directiile d	305.664,59	,00	,00
21	F 365000	F Alte venituri	6.562,02	,00	,00
21	F 370100	F Donatii si sponsorizari	6.700,00	,00	,00
21	F 370300	F Varsaminte din sectiunea de functionare pentru fin	137.345,99	,00	,00
21	F 410600	F Sume din excedentul anului precedent pentru acoper	100.000,00	,00	,00
24	F 660000710000	D Sanatate - TITLUL XIII ACTIVE NEFINANCIARE (71.01+	441.270,00	135.785,99	305.484,01
24	F 660601710102	D Spitale generale - Masini, echipamente si mijloace	,00	82.992,00	,00
24	F 660601710103	D Spitale generale - Mobilier, aparatura birotica si	,00	36.211,01	,00
24	F 660601710130	D Spitale generale - Alte active fixe	,00	6.420,00	,00
24	F 660601710300	D Spitale generale - Reparatii capitale afereente act	,00	10.162,98	,00
24	F	D Total disp.(ven-ch)ct: 24 sursa: F sectiune: D	145.948,97	135.785,99	10.162,98
	F	D Total (desch-ch)ct: 24 sursa: F sectiune: D	441.270,00	135.785,99	305.484,01
24	F 660000100000	F Sanatate - TITLUL I CHELTUIELI DE PERSONAL	15.364.610,00	13.480.200,33	1.884.409,67
24	F 660601100101	F Spitale generale - Salarii de baza	,00	6.772.654,00	,00
24	F 660601100105	F Spitale generale - Sporuri pentru conditii de munc	,00	2.815.746,00	,00
24	F 660601100106	F Spitale generale - Alte sporuri	,00	652.718,00	,00
24	F 660601100130	F Spitale generale - Alte drepturi salariale in bani	,00	22.643,00	,00
24	F 660601100201	F Spitale generale - Tichete de masa	,00	503.818,33	,00
24	F 660601100301	F Spitale generale - Contributii de asigurari social	,00	2.013.717,00	,00
24	F 660601100302	F Spitale generale - Contributii de asigurari de som	,00	51.018,00	,00
24	F 660601100303	F Spitale generale - Contributii de	,00	532.846,00	,00

CONFORM CU
ORIGINALA

EXECUTIA CONTURILOR BUGETARE SI DE DISPONIBILITATI
SPITALUL CLINIC DE PNEUMO LEON DANIELLO CLUJ

COD FISCAL: 4354540

COD CONT/SURSA INDICATOR/SECTIUNE	DENUMIRE CONT / INDICATOR	CREDITE DESCHISE / VENITURI	PLATI EFECTUATE (CHELTUIELI)	DISPONIBIL (credite-chelt/venituri-chelt)
	asigurari social			
24	F 660601100304 F Spitale generale - Contributii de asigurari pentru	,00	28.750,00	,00
24	F 660601100306 F Spitale generale - Contributii pentru concedii si	,00	86.290,00	,00
24	F 660000200000 F Sanatate - TITLUL II BUNURI SI SERVICII	6.809.020,00	5.078.215,90	1.730.804,10
24	F 660601200101 F Spitale generale - Furnituri de birou	,00	78.024,59	,00
24	F 660601200102 F Spitale generale - Materiale pentru curatenie	,00	79.714,75	,00
24	F 660601200103 F Spitale generale - Incalzit, Iluminat si forta mot	,00	443.627,31	,00
24	F 660601200104 F Spitale generale - Apa, canal si salubritate	,00	102.988,77	,00
24	F 660601200105 F Spitale generale - Carburanti si lubrifianti	,00	6.621,65	,00
24	F 660601200106 F Spitale generale - Piese de schimb	,00	134.151,84	,00
24	F 660601200107 F Spitale generale - Transport	,00	6.073,97	,00
24	F 660601200108 F Spitale generale - Posta, telecomunicatii, radio,	,00	33.283,47	,00
24	F 660601200109 F Spitale generale - Materiale si prestari de servic	,00	1.003.179,76	,00
24	F 660601200130 F Spitale generale - Alte bunuri si servicii pentru	,00	496.109,68	,00
24	F 660601200200 F Spitale generale - Reparatii curente	,00	279.213,89	,00
24	F 660601200301 F Spitale generale - Hrana pentru oameni	,00	405.001,65	,00
24	F 660601200401 F Spitale generale - Medicamente	,00	762.905,33	,00
24	F 660601200402 F Spitale generale - Materiale sanitare	,00	360.402,41	,00
24	F 660601200403 F Spitale generale - Reactivi	,00	406.267,50	,00
24	F 660601200404 F Spitale generale - Dezinfectanti	,00	93.274,80	,00
24	F 660601200503 F Spitale generale - Lenjerie si accesorii de pat	,00	12.705,30	,00
24	F 660601200530 F Spitale generale - Alte obiecte de inventar	,00	231.581,47	,00
24	F 660601200601 F Spitale generale - Deplasari interne, detasari, tr	,00	3.784,00	,00
24	F 660601200900 F Spitale generale - Materiale de laborator	,00	10.067,92	,00
24	F 660601201100 F Spitale generale - Carti, publicatii si materiale	,00	3.719,48	,00
24	F 660601201300 F Spitale generale - Pregatire profesionala	,00	27.184,64	,00
24	F 660601201400 F Spitale generale - Protectia muncii	,00	30.176,00	,00
24	F 660601203003 F Spitale generale - Prime de asigurare non-viata	,00	4.695,00	,00



EXECUTIA CONTURILOR BUGETARE SI DE DISPONIBILITATI
SPITALUL CLINIC DE PNEUMO LEON DANIELLO CLUJ

COD FISCAL: 4354540

COD CONT/SURSA INDICATOR/SECTIUNE	DENUMIRE CONT / INDICATOR	CREDITE DESCHISE / VENITURI	PLATI EFECTUATE (CHELTUIELI)	DISPONIBIL (credite-chelt/venituri-chelt)
24	F 660601203030 F Spitale generale - Alte cheltuieli cu bunuri si se	,00	63.460,72	,00
24	F 660000590000 F Sanatate - TITLUL XI ALTE CHELTUIELI	774.000,00	<u>618.359,00</u>	155.641,00
24	F 660601590100 F Spitale generale - Burse	,00	618.359,00	,00
24	F F Total disp.(ven-ch)ct: 24 sursa: F sectiune: F	19.715.330,06	19.176.775,23	538.554,83
24	F F Total (desch-ch)ct: 24 sursa: F sectiune: F	22.947.630,00	19.176.775,23	3.770.854,77
24	Total cont: 24	23.388.900,00	19.312.561,22	4.076.338,78
50	Disp.sume mandat,depozit.local	29.703,48	29.702,50	,98
5007	Disp.- donatii si sponsorizari	6.700,00	6.700,00	,00
82	980000 Excedent/deficit al bug.local	1.850.367,76	100.000,00	1.750.367,76

CONFORM CU
ORIGINALUL



editat la data de 30-SEP-16 20:00:29


**Cont de executie buget local
institutii publice la data de 30-SEP-16**

An 2016 Trezorerie Mun. Cluj Napoca

4354540 SPITAL CLINIC PNEUMO CLUJ

Sursa de finantare: F Integral venituri proprii

Venituri/Cheltuieli	Cod	Credite	Incasari/Plati	Disponibil
Veniturile bugetelor locale		0.00	19,861,279.03	0.00
Venituri din proprietate	300000	0.00	1,293.88	0.00
Venituri din concesiuni si inc	300500	0.00	1,293.88	0.00
Alte venituri din concesiuni s	300530	0.00	1,293.88	0.00
Venituri din prestari de servi	330000	0.00	19,738,120.15	0.00
Venituri din prestari de servi	330800	0.00	470,358.52	0.00
Venituri din contractele inche	332100	0.00	13,941,135.16	0.00
Venituri din contractele inche	333000	0.00	5,020,961.88	0.00
Venituri din contractele inche	333100	0.00	305,664.59	0.00
Diverse venituri	360000	0.00	6,562.02	0.00
Alte venituri	365000	0.00	6,562.02	0.00
Transferuri voluntare, altele	370000	0.00	6,700.00	0.00
Donatii si sponsorizari	370100	0.00	6,700.00	0.00
Varsaminte din sectiunea de fu	370300	0.00	-137,345.99	0.00
Varsaminte din sectiunea de fu	370400	0.00	137,345.99	0.00
Alte operatiuni financiare	410000	0.00	100,000.00	0.00
Sume din excedentul anului pre	410600	0.00	100,000.00	0.00
Subventii de la alte administr	430000	0.00	8,602.98	0.00
Subventii din bugetele locale	431400	0.00	8,602.98	0.00
Cheltuielile bugetelor locale		23,388,900.00	19,312,561.22	4,076,338.78
Sanatate	660000	23,388,900.00	19,312,561.22	4,076,338.78
TITLUL I CHELTUIELI DE PERSON	660000100000	15,364,610.00	13,480,200.33	1,884,409.67
TITLUL II BUNURI SI SERVICII	660000200000	6,809,020.00	5,078,215.90	1,730,804.10
TITLUL XI ALTE CHELTUIELI	660000590000	774,000.00	618,359.00	155,641.00
TITLUL XIII ACTIVE NEFINANCIAR	660000710000	441,270.00	135,785.99	305,484.01
EXCEDENT/DEFICIT		0.00	548,717.81	0.00



CONFORM CU
ORIGINALUL





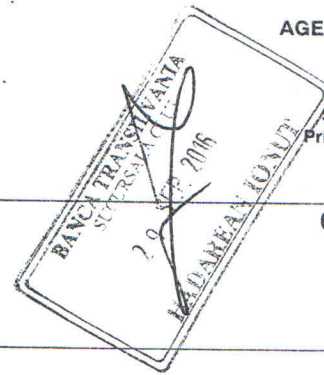
SITUATIA CENTRALIZATOARE A CONTURILOR GESTIONARI LA DATA DE 30-09-2016

Titular:

2661063 SPITALUL CLINIC DE PNEUMOFIZIOLOGIE LEON DANIELLO

Org_id	Unitate	Cont	Dobanda ir Sold	Client	Nume	Prenume	IBAN	CNP	
Valuta ROL unitatea CLUJ CLUJ-NAPOCA									
141	CLUJ CLUJ-	25335.A01.3,37	5423,05	2664234	Homorode	Daniela	RO54RNCB0106026610630001	2.53E+12	
141	CLUJ CLUJ-	25335.A01.1,22	1684,85	2664228	Molnar	Ileana	RO70RNCB0106026610630004	2.61E+12	
141	CLUJ CLUJ-	25335.A01.1,84	2909,95	2665500	Zegrean	Crina Floric	RO32RNCB0106026610630009	2.73E+12	
141	CLUJ CLUJ-	25335.A01.1,8	2816,18	2665501	Nuna	Mihaela	RO05RNCB0106026610630010	2.77E+12	
141	CLUJ CLUJ-	25335.A01.1,2	1671,56	2683714	Hodrea	Valeria	RO48RNCB0106026610630012	2.64E+12	
141	CLUJ CLUJ-	25335.A01.1,1	1525,2	2683357	Farcas	Elisabeta	RO21RNCB0106026610630013	2.64E+12	
141	CLUJ CLUJ-	25335.A01.92	1614,99	11505631	Corchis	Daniela Ma	RO15RNCB0106026610630024	2.89E+12	
141	CLUJ CLUJ-	25335.A01.1,76	3077,19	13547069	Bordea	Traian	RO85RNCB0106026610630025	1.72E+12	
141	CLUJ CLUJ-	25335.A01.1,69	3208,3	10232014	Minecan	Claudia Sir	RO31RNCB0106026610630027	2.71E+12	
141	CLUJ CLUJ-	25335.A01.2,52	4881,45	14457278	Portik	Lucia-Valer	RO04RNCB0106026610630028	2.63E+12	
141	CLUJ CLUJ-	25335.A01.3,1	5242,64	2627210	Precup	Dorel	RO58RNCB0106026610630026	1.55E+12	
141	CLUJ CLUJ-	25335.A01.1,76	2910,05	10792678	Buze	Adriana Nir	RO10RNCB0106026610630017	2.72E+12	
141	CLUJ CLUJ-	25335.A01.1,84	3126,05	8793107	Forna	Eniko	RO80RNCB0106026610630018	2.69E+12	
141	CLUJ CLUJ-	25335.A01.1,81	2909,96	10792681	Sipos	Mariana	RO53RNCB0106026610630019	2.71E+12	
141	CLUJ CLUJ-	25335.A01.1,88	2931,96	8725680	Useri	Maria	RO26RNCB0106026610630020	2.55E+12	
141	CLUJ CLUJ-	25335.A01.1,57	2711,67	1323988	Lupea	Camelia-Ali	RO96RNCB0106026610630021	2.75E+12	
141	CLUJ CLUJ-	25335.A01.1,92	3077,96	2683241	Pestean	Melania Ek	RO69RNCB0106026610630022	2.74E+12	
Total valuta ROL unitatea CLUJ CLUJ			51723,01						
Total valuta ROL			31,3						





SPITALUL CLINIC DE
PNEUMOTIZIOLOGIE LEON
DANIELOO CLUJ-NAPOCA
BP HASDEU 6 FN FN FN FN
FN CLUJ-NAPOCA FN CLUJ RO

Client: 0W53584
CUI:4354540

Informatii noi pentru clientii BT

Comisiunile aplicate pentru tranzactiile interbancare includ comisiunile TRANSFOND/BNR percepute de aceste entitati in calitate de administratori ai sistemelor de decontare SENT/REGIS, astfel: incasarea instrumentelor de debit prin compensare pe suport electronic, comision TRANSFOND 0,88 lei/incasare; instrumentele de debit refuzate la plata, comision TRANSFOND 0,55lei/refuz; plati cu ordin de plata pana la 49.999,99lei, comision TRANSFOND 0,51lei/plata; plati cu ordin de plata > 50.000LEI(inclusiv) sau orice suma in lei decontata in regim de urgenta, comision BNR 6 lei/plata.

Fondurile pe care le aveti la Banca Transilvania - sume de pana la 100.000 euro, echivalent in lei - sunt garantate de Fondul de Garantare a Depozitelor Bancare. Mai multe informatii despre garantare si legea aferenta (Nr. 311/2015): www.bancatransilvania.ro/garantarea-depozitelor.

EXTRAS CONT		Numarul: 21	din 05/09/2016	
CONT P13EURCRT00W5358401		Valuta	Cont de disponibil	
Extras numarul 21		EUR	Cod IBAN: RO37BTRL01304202W53584XX	
data	Descriere		Debit	Credit
	SOLD ANTERIOR			0.00
05/09/2016	Incasare valutara INV:0002401;SB-2-004-005 SITE 502;;;HUNGAROTRIAL GYOGYSZERKUTATASI;03MT160902304129 CURS 4.455900 RON ECHIVALENT LEI 5,587.70 REF. 000IEXT162494020 Comision banca corespondenta incasare DEUTDEFF;1254;EUR CURS 4.455900 RON ECHIVALENT LEI 8.02 REF. 000IEXT162494020		1.80	1,254.00
05/09/2016	RULAJ ZI		1.80	1,254.00
	SOLD FINAL ZI			1,252.20
05/09/2016	RULAJ TOTAL CONT		1.80	1,254.00
	SOLD FINAL CONT			1,252.20
	TOTAL DISPONIBIL			1,252.20
	din care			
	Fonduri proprii			1,252.20
	Credit neutilizat			0.00



CONFORM CU
ORIGINALUL

CONTUL DE EXECUTIE AL INSTITUTIILOR PUBLICE - CHELTUIELI

la data de 30.09.2016

21 Capitol 6610060105 Subcapitol

-lei-

DENUMIREA INDICATORILOR*)	Cod indicator	Credite de angajament	Credite bugetare		Angajamente bugetare	Angajamente legale	Plati efectuate	Angajamente legale de platit	Cheltuieli efective
			anuale aprobate la finele perioadei de raportare	trimestriale cumulate					
A	B	1	2	3	4	5	6	7=5-6	8
CHELTUIELI(SECTIUNEA DE FUNCTIONARE+SECTIUNEA DE DEZVOLTARE)		30,231,780	30,231,780	23,824,460	19,452,430	19,452,430	19,312,561	139,869	20,341,933
SECTIUNEA DE FUNCTIONARE (cod 01+79+85)	F	28,184,990	28,184,990	22,947,630	19,316,364	19,316,364	19,176,775	139,589	20,108,928
CHELTUIELI CURENTE (cod 30+40+50+51(SF+55SF+57+59)	01F	28,184,990	28,184,990	22,947,630	19,316,364	19,316,364	19,176,775	139,589	20,108,928
CHELTUIELI DE PERSONAL (cod 10.01 la 10.03)	10	19,457,000	19,457,000	15,364,610	13,480,200	13,480,200	13,480,200		13,769,518
Cheltuieli salariale in bani (cod 10.01.01 la 16+10.01.30)	1001	14,752,040	14,752,040	11,687,440	10,263,761	10,263,761	10,263,761		10,488,307
de baza	100101	9,031,010	9,031,010	7,200,510	6,772,654	6,772,654	6,772,654		6,958,834
si pentru conditii de munca	100105	4,304,000	4,304,000	3,353,000	2,815,746	2,815,746	2,815,746		2,879,090
sporuri	100106	1,342,000	1,342,000	1,072,000	652,718	652,718	652,718		624,430
recepturi salariale in bani	100130	75,030	75,030	61,930	22,643	22,643	22,643		25,953
Cheltuieli salariale in natura (cod 10.02.01 la 06+10.02.30)	1002	787,320	787,320	600,240	503,818	503,818	503,818		503,818
de masa	100201	787,320	787,320	600,240	503,818	503,818	503,818		503,818
Cheltuieli (cod 10.03.01 la 10.03.06)	1003	3,917,640	3,917,640	3,076,930	2,712,621	2,712,621	2,712,621		2,777,393
Cheltuieli de asigurari sociale de stat	100301	2,740,400	2,740,400	2,210,900	2,013,717	2,013,717	2,013,717		2,061,232
Cheltuieli de asigurari de somaj	100302	204,070	204,070	133,930	51,018	51,018	51,018		52,181
Cheltuieli de asigurari sociale de sanatate	100303	763,590	763,590	594,140	532,846	532,846	532,846		545,394
Cheltuieli de asigurari pentru accidente de munca si boli profesionale	100304	54,410	54,410	40,260	28,750	28,750	28,750		29,435
Cheltuieli pentru concedii si indemnizatii	100306	155,170	155,170	97,700	86,290	86,290	86,290		89,151

A	B	1	2	3	4	5	6	7=5-6	8
IL II BUNURI SI SERVICII (cod 20.01 la 20.06+20.09 la +20.18 la 20.25+20.27+20.30)	20	7,792,000	7,792,000	6,809,020	5,217,805	5,217,805	5,078,216	139,589	5,721,051
si servicii (cod 20.01.01 la 20.01.09+20.01.30)	2001	3,336,100	3,336,100	2,912,310	2,400,352	2,400,352	2,383,776	16,576	2,495,873
uri de birou	200101	103,600	103,600	98,600	78,701	78,701	78,025	676	76,199
iale pentru curatenie	200102	215,400	215,400	165,400	81,692	81,692	79,715	1,977	91,096
it, iluminat si forta motrica	200103	573,000	573,000	493,000	443,627	443,627	443,627		439,538
canal si salubritate	200104	174,000	174,000	124,000	102,989	102,989	102,989		102,989
ranti si lubrifianti	200105	52,020	52,020	39,020	7,374	7,374	6,621	753	6,891
de schimb	200106	254,770	254,770	201,980	134,152	134,152	134,152		129,191
port	200107	17,500	17,500	12,500	6,964	6,964	6,074	890	6,806
telecomunicatii, radio, tv, internet	200108	100,500	100,500	70,630	33,283	33,283	33,283		32,536
ale si prestari de servicii cu caracter functional	200109	1,085,810	1,085,810	1,003,180	1,003,180	1,003,180	1,003,180		1,088,733
unuri si servicii pentru intretinere si functionare	200130	759,500	759,500	704,000	508,390	508,390	496,110	12,280	521,894
atii curente	2002	497,190	497,190	301,500	301,500	301,500	279,214	22,286	442,814
(cod 20.03.01+20.03.02)	2003	565,000	565,000	515,000	409,976	409,976	405,002	4,974	430,592
pentru oameni	200301	565,000	565,000	515,000	409,976	409,976	405,002	4,974	430,592
amente si materiale sanitare (cod 20.04.01 la 20.04.04)	2004	2,554,700	2,554,700	2,393,700	1,714,349	1,714,349	1,622,850	91,499	2,209,922
amente	200401	1,257,900	1,257,900	1,191,100	831,480	831,480	762,905	68,575	1,012,464
ale sanitare	200402	497,400	497,400	446,400	374,295	374,295	360,402	13,893	371,911
ivi	200403	563,400	563,400	537,200	414,349	414,349	406,268	8,081	720,375
ectanti	200404	236,000	236,000	219,000	94,225	94,225	93,275	950	105,172
de natura obiectelor de inventar (cod 20.05.01+20.05.03+20.05.30)	2005	428,010	428,010	356,310	244,286	244,286	244,286		
me si echipament	200501	76,000	76,000	60,000					
ie si accesorii de pat	200503	52,500	52,500	40,500	12,705	12,705	12,705		
iecte de inventar	200530	299,510	299,510	255,810	231,581	231,581	231,581		
ari, detasari, transferari (cod 20.06.01+20.06.02)	2006	17,200	17,200	13,700	3,784	3,784	3,784		3,535
ari interne, detasari, transferari	200601	17,200	17,200	13,700	3,784	3,784	3,784		3,535
ale de laborator	2009	122,500	122,500	93,500	11,196	11,196	10,068	1,128	13,865
publicatii si materiale documentare	2011	12,000	12,000	9,000	3,877	3,877	3,719	158	3,877
ire profesionala	2013	45,300	45,300	40,500	27,185	27,185	27,185		27,185
itia muncii	2014	42,000	42,000	33,000	30,176	30,176	30,176		27,462
multuilei (cod 20.30.01 la	2030	172,000	172,000	140,500	71,124	71,124	68,156	2,968	65,926

A	B	1	2	3	4	5	6	7=5-6	8
04+20.30.06+20.30.07+20.30.09+20.30.30)									
de asigurare non-viata	203003	10,500	10,500	9,500	4,695	4,695	4,695		4,526
eltuiei cu bunuri si servicii	203030	161,500	161,500	131,000	66,429	66,429	63,461	2,968	61,400
L XI ALTE CHELTUIELI (cod	59	935,990	935,990	774,000	618,359	618,359	618,359		618,359
59.02+59.08+59.11+59.12+59.15+59.17+59.20+59.22+59.30+59.35)									
	5901	935,990	935,990	774,000	618,359	618,359	618,359		618,359
UNEA DE DEZVOLTARE (cod	D	2,046,790	2,046,790	876,830	136,066	136,066	135,786	280	233,005
+56+58+70+81+85)									
TUIELI DE CAPITAL ((cod 71+72+75)	70	2,046,790	2,046,790	876,830	136,066	136,066	135,786	280	233,005
L XIII ACTIVE NEFINANCIARE (cod 71.01 + 71.03)	71	2,046,790	2,046,790	876,830	136,066	136,066	135,786	280	233,005
fixe (cod 71.01.01 la 71.01.03+71.01.30)	7101	1,873,790	1,873,790	703,830	125,903	125,903	125,623	280	233,005
, echipamente si mijloace de transport	710102	1,830,870	1,830,870	660,910	82,992	82,992	82,992		216,020
ar, aparatura birou si alte active corporale	710103	36,220	36,220	36,220	36,211	36,211	36,211		14,099
ative fixe	710130	6,700	6,700	6,700	6,700	6,700	6,420	280	2,886
atii capitale aferente activelor fixe	7103	173,000	173,000	173,000	10,163	10,163	10,163		
CHELTUIELILE CURENTE	01	28,184,990	28,184,990	22,947,630	19,316,364	19,316,364	19,176,775	139,589	20,108,928

inscriu denumirea si simbolul capitolelor din bugetul aprobat detaliate pe titluri , articole, alineate, pe structura clasificatiei economice
 etele locale, bugetul creditelor externe nerambursabile - sursa D, institutii finantate integral sau partial din venituri proprii/activitati finantate integral din veniturii proprii)
 A: Sumele inscrite in col. 6 "Plati efectuate" cu semnul minus la Titlul 85, art. 85.01 "Plati efectuate din precedenti si recuperate in anul curent", se inscriu si pe col. 4 "Angajamente bugetare" si col. 5 "Angajamente
 e" la acelasi cod tot cu semnul minus , astfel incat in col. 7 "Angajamente legale de plati" sa nu fie raportate sume.



Manager

Dr. Muresan Vasile

Director Financiar Contabil

Ec. Muntean Anca Elena

CONTUL DE EXECUTIE

A BUGETULUI INSTITUTIILOR PUBLICE SI ACTIVITATILOR FINANTATE INTEGRAL SAU PARTIAL DIN VENITURI PROPRII (DE SUBORDONARE LOCALA) - VENITURI

la data de 30.09.2016

d 20

Denumirea indicatorilor	Cod indicator	Prevederi bugetare		Drepturi constatate			Incasari realizate	Stingeri pe alte cai decat incasari	Drepturi constatate de incasat de incasari
		anuale aprobate la finele perioadei de raportare	trimestriale cumulate	Total, din care:	din anii precedenti	din anul curent			
A	B	1	2	3=4+5	4	5	6	7	8=3-6-7
VENITURI (cod 2+00.15+00.16+00.17+45.10+48.10)	000110	30,231,780	23,440,410	19,861,279		19,861,279	19,861,279		
VENITURI CURENTE (cod 00.03+00.12)	0002	26,625,860	21,395,040	19,752,676		19,752,676	19,752,676		
VENITURI NEFISCALE (cod 00.13+00.14)	2900	26,625,860	21,395,040	19,752,676		19,752,676	19,752,676		
VENITURI DIN PROPRIETATE (cod 30.10+31.10)	3000	1,440	1,080	1,294		1,294	1,294		
- venituri din proprietate (cod 30.10)	3010	1,440	1,080	1,294		1,294	1,294		
- venituri din concesiuni si inchirieri (cod 30.10.05.30)	301005	1,440	1,080	1,294		1,294	1,294		
- venituri din concesiuni si inchirieri de catre institutiile publice (cod 30.10.05.30)	30100530	1,440	1,080	1,294		1,294	1,294		
- VANZARI DE BUNURI SI SERVICII (cod 30+34.10+35.10+36.10+37.10)	3300	26,624,420	21,393,960	19,751,382		19,751,382	19,751,382		
- venituri din prestari de servicii si alte activitati (cod 33.10.05+33.10.08+33.10.09+33.10.13+33.10.14+33.10.16+33.10.17+33.10.19 la 33.10.21+33.10.30 la 33.10.32+33.10.50)	3310	26,569,420	21,343,960	19,738,120		19,738,120	19,738,120		
- venituri din prestari de servicii (cod 331008)	331008	700,000	625,000	470,358		470,358	470,358		
- venituri din contractele incheiate cu casele de asigurari de sanatate (cod 331021)	331021	18,452,240	14,634,000	13,941,135		13,941,135	13,941,135		
- venituri din contractele incheiate cu directiile de sanatate publice din sume alocate de la bugetul de stat (cod 331030)	331030	7,096,870	5,844,000	5,020,962		5,020,962	5,020,962		
- venituri din contractele incheiate cu directiile de sanatate publice din sume alocate din veniturile proprii ale Ministerului Sanitatii (cod 331031)	331031	320,310	240,960	305,665		305,665	305,665		
- venituri (cod 36.10.04+36.10.32+36.10.50)	3610	48,300	43,300	6,562		6,562	6,562		
- venituri (cod 36.10.04+36.10.32+36.10.50)	361050	48,300	43,300	6,562		6,562	6,562		

A	B	1	2	3=4+5	4	5	6	7	8=3-6-7
transferuri voluntare, altele decat subventiile (cod 0.01+37.10.03+37.10.04+37.10.50)	3710	6,700	6,700	6,700		6,700	6,700		
servicii si sponsorizari	371001	6,700	6,700	6,700		6,700	6,700		
servicii de mentinere si reparatii	371003			-137,346		-137,346	-137,346		
servicii de mentinere si reparatii	371004			137,346		137,346	137,346		
PERAȚIUNI FINANCIARE (cod 40.10+41.10)	0016	1,850,360	1,439,810	100,000		100,000	100,000		
AsAri din rambursarea împrumuturilor acordate (cod. 0.15+40.10.16)	4010	1,850,360	1,439,810						
cheltuieli utilizate din excedentul anului precedent pentru achizițarea de cheltuieli (cod. 40.10.15.01+40.10.15.02)	401015	1,850,360	1,439,810						
cheltuieli utilizate de administrațiile locale din excedentul anului precedent pentru secțiunea de funcționare	40101501	1,559,130	1,169,340						
cheltuieli utilizate de administrațiile locale din excedentul anului precedent pentru secțiunea de dezvoltare	40101502	291,230	270,470						
operatiuni financiare(cod.41.10.06)	4110			100,000		100,000	100,000		
cheltuieli din excedentul anului precedent pentru acoperirea cheltuielilor temporare de casa	411006			100,000		100,000	100,000		
UBVENTII (cod 00.18)	4100	1,755,560	605,560	8,603		8,603	8,603		
UBVENTII DE LA ALTE NIVELE ALE ADMINISTRATIEI LICE (cod 42.10+43.10)	0018	1,755,560	605,560	8,603		8,603	8,603		
cheltuieli de la alte administratii	4310	1,755,560	605,560	8,603		8,603	8,603		
cheltuieli din bugetele locale pentru finantarea cheltuielilor din capital in domeniul sanatatii	431014	1,363,560	213,560	8,603		8,603	8,603		
cheltuieli din veniturile proprii ale Ministerului Sanatatii catre institutiile locale pentru finantarea investitiilor in sanatate(cod43.10.17.01 la 43.10.17.03)	431017	392,000	392,000						
cheltuieli din veniturile proprii ale Ministerului Sanatatii catre institutiile locale pentru finantarea aparatului medical si serviciilor de comunicatii in urgenta in sanatate	43101701	392,000	392,000						
TURILE SECTIUNII DE FUNCTIONARE (cod 00.16+00.17) - TOTAL	000110	28,184,990	22,564,380	19,715,330		19,715,330	19,715,330		
RESURSE CURENTE (cod 00.03+00.12)	0002	26,625,860	21,395,040	19,615,330		19,615,330	19,615,330		
RESURSE NEFISCALE (cod 00.13+00.14)	2900	26,625,860	21,395,040	19,615,330		19,615,330	19,615,330		
RESURSE DIN PROPRIETATE (cod 30.10 +31.10)	3000	1,440	1,080	1,294		1,294	1,294		
RESURSE din proprietate (cod 00.05+30.10.08+30.10.09+30.10.50)	3010	1,440	1,080	1,294		1,294	1,294		

A	B	1	2	3=4+5	4	5	6	7	8=3-6-7
tituri din concesiuni si inchirieri (cod 30.10.05.30)	301005	1,440	1,080	1,294		1,294	1,294		
venituri din concesiuni si inchirieri de catre institutiile lice	30100530	1,440	1,080	1,294		1,294	1,294		
VANZARI DE BUNURI SI SERVICII (cod 0+34.10+35.10+36.10+37.10)	3300	26,624,420	21,393,960	19,614,036		19,614,036	19,614,036		
tituri din prestari de servicii si alte activitati	3310	26,568,420	21,343,960	19,738,120		19,738,120	19,738,120		
33.10.05+33.10.08+33.10.09+33.10.13+ 33.10.14 10.16+33.10.17 +33.10.19 la 33.10.21+33.10.30 la 0.32+33.10.50)									
tituri din prestari de servicii	331008	700,000	625,000	470,358		470,358	470,358		
tituri din contractele incheiate cu casele de asigurari ale de sanatate	331021	18,452,240	14,634,000	13,941,135		13,941,135	13,941,135		
tituri din contractele incheiate cu directiile de sanatate ca din sume alocate de la bugetul de stat	331030	7,096,870	5,844,000	5,020,962		5,020,962	5,020,962		
tituri din contractele incheiate cu directiile de sanatate ca din sume alocate din veniturile proprii ale Ministerului Sănătății	331031	320,310	240,960	305,665		305,665	305,665		
se venituri (cod 36.10.04+36.10.32+36.10.50)	3610	48,300	43,300	6,562		6,562	6,562		
venituri	361050	48,300	43,300	6,562		6,562	6,562		
feruri voluntare, altele decât subventiile (cod 0.01+37.10.03+37.10.50)	3710	6,700	6,700	-130,646		-130,646	-130,646		
titii si sponsorizari	371001	6,700	6,700	6,700		6,700	6,700		
ramante din sectiunea de functionare pentru finantarea unii de dezvoltare a bugetului local (cu semnul minus)	371003			-137,346		-137,346	-137,346		
ERATIUNI FINANCIARE (cod 40.10+41.10)	0016	1,559,130	1,169,340	100,000		100,000	100,000		
ari din rambursarea împrumuturilor acordate (cod. 1.15)	4010	1,559,130	1,169,340						
e utilizate din excedentul anului precedent pentru iara de cheltuieli (cod. 40.10.15.01)	401015	1,559,130	1,169,340						
e utilizate de administratiile locale din excedentul anului dent pentru sectiunea de functionare	40101501	1,559,130	1,169,340						
operatiuni financiare(cod.41.10.06)	4110			100,000		100,000	100,000		
din excedentul anului precedent pentru acoperirea lor temporare de casa	411006			100,000		100,000	100,000		
TURILE SECTIUNII DE DEZVOLTARE (cod +00.15+00.16+00.17+45.10+48.10) - TOTAL	000110	2,046,790	876,030	145,949		145,949	145,949		
INITURI CURENTE (cod 00.12)	0002			137,346		137,346	137,346		
ENITURI NEFISCALE (cod 00.14)	2900			137,346		137,346	137,346		
VANZARI DE BUNURI SI SERVICII (cod 36.10+37.10)	3300			137,346		137,346	137,346		

A	B	1	2	3=4+5	4	5	6	7	8=3-6-7
transferuri voluntare, altele decât subvențiile (cod 37.10.04)	3710			137,346		137,346	137,346		
rambursări din secțiunea de funcționare	371004			137,346		137,346	137,346		
OPERATIUNI FINANCIARE (cod 40.10)	0016	291,230	270,470						
primesi din rambursarea împrumuturilor acordate (cod. 0.15+ 40.10.16)	4010	291,230	270,470						
cheltuieli utilizate din excedentul anului precedent pentru achiziționarea de cheltuieli (cod. 40.10.15.02)	401015	291,230	270,470						
cheltuieli utilizate de administrațiile locale din excedentul anului precedent pentru secțiunea de dezvoltare	40101502	291,230	270,470						
SUBVENȚII (cod 00.18)	4100	1,755,560	605,560	8,603		8,603	8,603		
VENȚII DE LA ALTE NIVELE ALE ADMINISTRAȚIEI LICE (cod 42.10+43.10)	0018	1,755,560	605,560	8,603		8,603	8,603		
venituri de la alte administrații (cod 0.14+43.10.16+43.10.17+43.10.19 + 43.10.25 la 0.27+43.10.31+43.10.32)	4310	1,755,560	605,560	8,603		8,603	8,603		
venituri din bugetele locale pentru finanțarea cheltuielilor de capital în domeniul sănătății	431014	1,363,560	213,560	8,603		8,603	8,603		
venituri din veniturile proprii ale Ministerului Sănătății către autoritățile locale pentru finanțarea investițiilor în sănătate	431017	392,000	392,000						
venituri din veniturile proprii ale Ministerului Sănătății către autoritățile locale pentru finanțarea aparatului medical și serviciilor de urgență și de comunicații în sănătate	43101701	392,000	392,000						

Director Financiar Contabil



Dr. Muresan Vasile

Ec. Muntean Anca Elena

Manager

PLATI RESTANTE

I.

la data de 30.09.2016

DENUMIREA INDICATORILOR	Nr. rand	Sold la inceputul anului	Sold la finele perioadei	
			TOTAL	Din care: aferent sumelor angajate cu prevederi bugetare
A	B	1	2	3
PLATI RESTANTE-TOTAL (rd. 150+300), din care:				
-sub 30 de zile (rd. 151+301)	01			
-peste 30 de zile (rd. 152+302)	02			
-peste 90 de zile (rd. 153+303)	03			
-peste 120 zile (rd.154+304)	04			
-peste 1 an rd. 155+305)	05			
	06			
PLATI RESTANTE-TOTAL SECTIUNEA DE FUNCTIONARE (rd.160+170+240+250+270+280+290), din care:	150			
-sub 30 de zile (rd.161+171+241+251+271+281+291)	151			
-peste 30 de zile (rd.162+172+242+252+272+282+292)	152			
-peste 90 de zile (rd. 163+173+243+253+273+283+293)	153			
-peste 120 zile (rd. 165+174+245+257+274+284+294)	154			
-peste 1 an (rd. 166+175+246+258+275+285+295)	155			
Plati restante catre furnizori, creditorii din operatii comerciale (ct.4010100, ct.4030100, ct.4620101, ct.4620109) (rd.161+162+163+165+166) din care:	160			
-sub 30 de zile	161			
-peste 30 de zile	162			
-peste 90 de zile din care:	163			
(ct.4620101,ct.4620109)	164			
-peste 120 zile	165			
-peste 1 an	166			
Plati restante fata de bugetul general consolidat (rd.171+172+173+174+175) (ct.4310100,ct.4310200, ct.4310300,ct.4310400,ct.4310500, ct.4310700,ct.4370100,ct.4370200,ct.4370300,ct.4420300, ct.4440000, ct.4460000,ct.4480100) din care:	170			
-sub 30 de zile	171			
-peste 30 de zile	172			
-peste 90 de zile	173			
-peste 120 zile	174			
-peste 1 an	175			
Plati restante fata de salariatii (drepturi salariale), (ct.4210000, ct.4230000, ct.4260000, ct.4270100, ct.4270300, ct.4280101) (rd.241+242+243+245+246) din care:	240			
-sub 30 de zile	241			
-peste 30 de zile	242			
-peste 90 de zile	243			
din care ct.(4270100+4270300)	244			
-peste 120 zile	245			
-peste 1 an	246			
Plati restante fata de alte categorii de persoane, (ct.4270300, ct.4290000, ct.4380000) (rd.251+252+253+257+258) din care:	250			
-sub 30 de zile :	251			
-peste 30 de zile :	252			
-peste 90 de zile din care:(rd.254+255+256)	253			
-ct.(4270300)	254			
-ct.(4290000)	255			
-ct.(4380000)	256			
-peste 120 zile	257			

A	B	1	2	3
peste 1 an	258			
Imprumuturi nerambursate la scadenta, (ct.1610100, ct.1620100, ct.1630100, ct.1650100, ct.1670101, ct.1670102, ct.1670103, ct.1670108, ct.1670109, ct.1690100, ct.5190101, ct.5190102, ct.5190105, ct.5190106, ct.5190107, ct.5190108, ct.5190109, ct.5190110, ct.5190180, ct.5190190) (rd.271+272+273+274+275) din care:	270			
sub 30 de zile	271			
peste 30 de zile	272			
peste 90 de zile	273			
peste 120 zile	274			
peste 1 an	275			
Dobânzi restante, din care: (afereente celor de la rd.270), (ct.1680100, ct.1680200, ct.1680300, ct.1680500, ct.1680701, ct.1680702, ct.1680703, ct.1680708, ct.1680709, ct.5180605, ct.5180606, ct.5180608, ct.5180609, ct.5180800) (rd.281+282+283+284+285) din care:	280			
sub 30 de zile	281			
peste 30 de zile	282			
peste 90 de zile	283			
peste 120 zile	284			
peste 1 an	285			
Creditori bugetari (ct.4620109, ct.4670200) (rd.291+292+293+294+295), din care:	290			
sub 30 de zile	291			
peste 30 de zile	292			
peste 90 de zile	293			
peste 120 zile	294			
peste 1 an	295			
PLATI RESTANTE-TOTAL SECTIUNEA DEZVOLTARE (rd.310+320+330) din care:	300			
sub 30 de zile (rd. 311+321+331)	301			
peste 30 de zile (rd. 312+322+332)	302			
peste 90 de zile (rd. 313+323+333)	303			
peste 120 zile (rd. 315+324+334)	304			
peste 1 an (rd. 316+325+335)	305			
Plati restante catre furnizori, creditori din operatii comerciale (ct.4040100, ct.4050100, ct.4620101, ct.4620103, ct.4620109) (rd.311+312+313+315+316) din care:	310			
sub 30 de zile	311			
peste 30 de zile	312			
peste 90 de zile din care:	313			
(ct.4620101, ct.4620103, ct.4620109)	314			
peste 120 zile	315			
peste 1 an	316			
Imprumuturi nerambursate la scadenta, (ct.1610100, ct.1620100, ct.1630100, ct.1650100, ct.1670101, ct.1670102, ct.1670103, ct.1670108, ct.1670109, ct.1690100, ct.5190101, ct.5190102, ct.5190105, ct.5190103, ct.5190107, ct.5190108, ct.5190110, ct.5190180, ct.5190190) (rd.321+322+323+324+325) din care:	320			
sub 30 de zile	321			
peste 30 de zile	322			
peste 90 de zile	323			
peste 120 zile	324			
peste 1 an	325			
Dobânzi restante, din care: (afereente celor de la rd.320), (ct.1680100, ct.1680200, ct.1680300, ct.1680500, ct.1680701, ct.1680702, ct.1680703, ct.1680708, ct.1680709, ct.5180605, ct.5180606, ct.5180608, ct.5180609, ct.5180800) (rd. 331+332+333+334+335) din care:	330			
sub 30 de zile	331			
peste 30 de zile	332			
peste 90 de zile	333			
peste 120 zile	334			
peste 1 an	335			

*) Se completeaza cu urmatoarele coduri:

- 40 - pentru total plati restante;
- 41 - pentru plati restante din bugetul de stat;
- 42 - pentru plati restante din bugetele locale;
- 43 - pentru plati restante din bugetul asigurarilor sociale de stat;
- 44 - pentru plati restante din bugetul asigurarilor pentru somaj;
- 45 - pentru plati restante din bugetul Fondului national unic de asigurari sociale de sanatate;
- 46 - pentru plati restante din credite externe;
- 47 - pentru plati restante din credite interne;
- 48 - pentru plati restante din fonduri externe nerambursabile;
- 51 - pentru plati restante ale instutiilor publice finantate integral din venituri proprii;
- 53 - pentru plati restante ale instutiilor publice finantate ipartial din venituri proprii;
- 54 - pentru plati restante ale iactivitatilor finantate integral din venituri proprii;

Manager

Dr. Muresan Vasile



Director Financiar Contabil

Ec. Muntean Anca Elena

Explicatie	Plati restante		Plati restante aferente programelor nationale		Plati restante externe nerambursabile postaderare *****		Plati restante aferente fondurilor externe nerambursabile preaderare (sursa08)	
	total ***)	din care: arierate ***)	total	din care: arierate	total	din care: arierate	total	din care: arierate
0	1	1.1	2	2.1	3	3.1	4	4.1
sold la finele lunii precedente	0	0	0	0	0	0	0	0
sold la finele perioadei	0	0	0	0	0	0	0	0
% diminuare arierate luna raportare **(rd3=1-rd2/rd1)	0	0	0	0	0	0	0	0

*) Se completeaza cu urmatoarele coduri:

- 40 - pentru total plati restante;
- 42 - pentru plati restante din bugetele locale (sectiune functionare, sectiune dezvoltare);
- 46 - pentru plati restante din credite externe (sectiune dezvoltare);
- 47 - pentru plati restante din credite interne (sectiune dezvoltare);
- 48 - pentru plati restante din fonduri externe nerambursabile;
- 51 - pentru plati restante ale institutiilor publice finantate integral din venituri proprii (sectiune functionare, sectiune dezvoltare);
- 53 - pentru plati restante ale institutiilor publice finantate partial din venituri proprii (sectiune functionare, sectiune dezvoltare);
- 54- pentru plati restante ale activitatilor finantate integral din venituri proprii

** Sumele vor corespunde cu rd.1 din Anexa 30b.

*** Sumele vor corespunde cu rd. 4+5+6 din Anexa 30b.

****) Rd.3 se completeaza numai la cod 51. Pentru indeplinirea conditiei prevazute la art.49 alin.(13^8) din Legea nr.273/2006 privind finantele publice, cu modificarile si completarile ulterioare, procentul calculat la rd.3 coloana 1.1 trebuie sa fie mai mare de 3%.

*****) Se vor cuprinde platile restante care se suporta din bugetul local sau din bugetele institutiilor publice

finantate integral sau partial din venituri proprii de subordonare locala, de la titlul de cheltuieli bugetare 56
Proiecte cu finantare din fonduri externe nerambursabile (FEN) postaderare, cu exceptia celor de la sursa 08.

Manager

Dr. Muresan Vasile



Director Financiar Contabil

Ec.Muntean Anqa Elena

SITUATIA ACTIVELOR SI DATORIILOR INSTITUTIILOR PUBLICE
DIN ADMINISTRATIA LOCALA

Cod 18

la data de 30.09.2016

-lei-

Nr. rand		Cod rand	Sold la inceputul anului	Sold la sfarsitul perioadei
A	B	C	1	2
	Numerar în lei în casieria institutiilor publice locale si ale institutiilor publice de subordonare locala, (ct.5310101)	4		1585
	Disponibilitati în lei ale institutiilor publice locale si ale institutiilor publice de subordonare locala, la trezorerii (ct.5100000+ct.5120101+ct.5120501+ct.5150101+ct.5150103+ct.5150500+ct.5150600+ct.5160101+ct.5160301+ct.5160302+ct.5170101+ct.5170301+ct.5170302+ct.5210100+ct.5210300+ct.5280000+ct.5290201+ct.5290301+ct.5290400+ct.5290901+ct.5500101+ct.5520000+ct.5550101+ct.5570101+ct.5580101+ct.5580201+ct.5600101+ct.5600300+ct.5610100+ct.5610300+ct.5620101+ct.5620300-ct.7700000), din care :	5	1857068	2299086
	Total (in baze cash) (rd.04+05)	8	1857068	2300671
	Total (in baze accrual) (rd.08+09)	10	1857068	2300671
	Alte valori (ct.5320100+ct.5320200+ct.5320300+ct.5320400+ct.5320500+ct.5320600+ct.5320800)	23	239	685
	Disponibilitati ale institutiilor publice locale si ale institutiilor de subordonare locala la institutiile de credit rezidente (ct.5110101+ct.5110102+ct.5110103+ct.5110104+ct.5110105+ct.5110106+ct.5110107+ct.5110108+ct.5110109+ct.5110110+ct.5110111+ct.5110112+ct.5110113+ct.5110114+ct.5110115+ct.5110116+ct.5110117+ct.5110118+ct.5110119+ct.5110120)	32	24500	51723

	.5120402+ct.5120502+ ct.5150102+ ct.5150202+ ct.5160102+ct.5160202+ ct.5170102+ ct.5170202+ ct.5290202+5290302+ct.52 90902+ct.5500102+ct. 5550102+ct. 5550202+ct.5570202+ct.55 80102+ ct.5580302+ ct.5600102+ct.5600103+ct .5610102+ct5610103+ct.56 20102+ct.5620103), din care :			
	Total (în baze cash) (rd.32+35)	36	24500	51723
	Total (în baze accrual) (rd.36+37)	38	24500	51723
	Creante comerciale curente legate de livrari de bunuri si servicii de către autoritatile locale sau de institutii subordonate acestora (ct.2320000+ct.2340000+c t.4090101+ct.4090102+ct. 4110101+ ct.4110108+ ct.4130100+ct.4180000+ct .4610101 - ct.4910100 - ct.4960100). Total (rd.166+167+168+172), din care de la :	165	1910214	1687454
	- de la societati nefinanciare (S.11),	167	1910214 ✓	1687454
1	Sume datorate tertilor reprezentând garantii si cautiuni aflate în conturile institutiilor publice (ct.4280101+ct.4280201+c t.4620109+ct.4620209) Total (rd.204+205+206), din care :	203	52087 ✓	51723
	- salariatilor (gospodariile populatiei) (S.143)	204	24500 ✓	51723
	- societati nefinanciare (S.11)	205	27587 ✓	
	Sume primite din excedentul anului precedent pentru acoperirea golurilor temporare de casa si pentru finantarea cheltuielilor sectiunii de dezvoltare (ct.5190107+ct.5190190)	267.1		100000
	Total (în baze cash)(rd.262+266+267+267	268		100000

.1)				
Total (în baze accrual) (cash+dobânzi) (rd.268+274)	275			100000
Datorii comerciale curente legate de livrari de bunuri si servicii (ct.4010100+ct.4030100+c t.4040100 +ct. 4050100+ct.4080000 + ct.4190000+ ct.4620101) Total (rd.321+322+326+327), din care catre :	320		22363 ✓	355481
- Societati nefinanciare (S.11)	321		22363 ✓	355481
Datoriile institutiilor publice din administratia locala catre bugete ((ct.4420300+ ct.4310100+ct.4310200+ct .4310300+ct.4310400+ ct.4310500+ ct.4310700+ct. 4370100+ct.4370200+ct.43 70300+ ct.4420801 +ct.4440000+ct.4460000+c t.4480100)	331		576285 ✓	709103
Salariile angajatilor (ct 4210000+ct.4230000+ct.42 60000 +ct.4270100+ct. 4270300 +ct.4280101)	332		747878 ✓	953335
Total (rd.331+332+333+334)	335		1324163 ✓	1662438

Nota	utilizator	Cod SEC'95
Sectoarele si subsectoarele definite conform Sistemului European de Conturi (SEC' 95)	Anexa 40	
Societati nefinanciare		S.11
Societati financiare		S.12
Banca centrala		S.121
Societati care accepta depozite, exclusiv banca centrala		S.122
Fonduri de piata monetara		S.123
Fonduri de investitii, altele decat fondurile de piata monetara		S.124
Alti intermediari financiari, exclusiv societati de asigurare si fonduri de pensii		S.125
Auxiliari financiari		S.126
Societati de asigurare (SA)		S.128
Fonduri de pensii (FP)		S.129
Administratii publice		S.13
Administratia centrala(exclusiv fondurile de securitate sociala)		S.1311
Administratia locale(exclusiv fondurile de securitate sociala)		S.1313
Fonduri de securitate sociala		S.1314
Gospodariile populatiei		S.14
Restul lumii		S.2
State membre si institutii si organisme ale Uniunii Europene		S.21
Statele membre ale Uniunii Europene		S.211
Instituti si organisme ale Uniunii Europene		S.212
State nonmembre si organizatii internationale nerezidente ale Uniunii Europene		S.22

Manager

Dr. Muresan Vasile



Director Financiar Contabil

Ec.Muntean Anca Elena

SITUATIA
 PRIVIND EXERCITIUL DE CONTROLULUI FINANCIAR PREVENTIV
 PENTRU TRIMESTRUL III 2016
 IN MILIEI

0.0

NR. CURENT	OPERAT CU EFECT FINANCIAR ASUP. FONDURILOR PUBL.SAU PATR.PUBLIC	CORESP.COL.1 CADRU GEN.	TOTAL OPERATIUNI		din care:REFUZATE LA VIZA		din care:NEEFECT. REFUZ LA VIZA	
			NR.OPERATIUNI	VAL. MIL.LEI	NR.OPERATIUNI	VAL. MIL.LEI	NR.OPERATIUNI	VAL. MIL.LEI
1	TOTAL (rd.1+2+3+4+5+6+7+8+9) Desch.rep.alim.retr.mod.cred.bug. Total(rd.1.1+1.2+1.3+1.4)din care:		677.00	26.471.78	0.00	0.00	0.00	0.00
1.1	Desch.de credite	A1	7.00	19.457.00	0.00	0.00	0.00	0.00
1.2	Repart.alim.credite	A2						
1.3	Virari de credite	A4						
1.4	Alte operatiuni	A3:A5						
2	Angaj.legale-total(2.1+2.2+2.3+2.4+ +2.5+2.6+2.7) din care:		100.00	375.98	0.00	0.00	0.00	0.00
2.1	Acte admin.oblig.de plata	B14:B15;B16;B17						
2.2	Contr.pr.serv.furn.bun.exec.lucr.	B1;B2	100.00	375.98				
2.3	Contracte/acord finantare	B3						
2.4	Contr./acord de imprumut	B4;B10;B21						
2.5	Contr./acord de garant.	B5;B6;B7;B8;B9						
2.6	Contr.inch.conces.part.	B12;B18;B19;B20						
2.7	Alte acte jur.oblig.plata	B11;B13						
3	Propunere angaj.cheltuieli							
4	Angajamente bugetare globale							
5	Ordonantari in avans							
6	Ordonantari de plata total(6.1+6.2+ 6.3+6.4+6.5+6.6+6.7)din care:	C10;C13	570.00	6.638.80	0.00	0.00	0.00	0.00
6.1	Drepturi de personal si obl.af.	C14	24.00	4.613.42				
6.2	Pensii ajut.rente si altele							
6.3	Serv.prest.bunuri liv.lucr.exec.	C1;C9;C11	546.00	2.025.38				
6.4	Ramburs.dob.comis si altele	C2;C3						
6.5	Subv.trans.prima,alte form.sprij.	C5						
6.6	Finantari,cofinantari	C12						
6.7	Alte obligatii	C4;C6;C7;C8						
7	Operat.financ/de plasament	E8;E9						
8	Operatiuni privind activele	D1;D2;D3;D4;E1						
9	Alte operatiuni	E2;E3;E4;E5;E6;E7						

Persoana care acorda VIZA CFPP
 Director Financiar Contabil,
 Ec.Muntean Anca Elena



Manager
 Dr. Vasile Muresan

BALANTA CONTABILA DE VERIFICARE

Data tiparirii: 19.10.2016

alanta: Sintetica de grad 1
 pana la: Total Sint. I
 Perioada: 01.01.2016 - 30.09.2016
 Total general pInsumarea tuturor analiticelor

- Lei noi -

I Cont	SOLD INITIAL		RULAJE CURENTE		RULAJE CUMULATE AN		TOTAL SUME		SOLD FINAL	
	DEBIT	CREDIT	DEBIT	CREDIT	DEBIT	CREDIT	DEBIT	CREDIT	DEBIT	CREDIT
	0.00	35,550,485.59	0.00	0.00	0.00	0.00	0.00	35,550,485.59	0.00	35,550,485.59
	0.00	317,073.28	13,002.13	0.00	13,002.13	0.00	13,002.13	317,073.28	0.00	304,071.15
	0.00	5,024,252.48	209.17	2,299,292.13	209.17	2,299,292.13	209.17	7,323,544.61	0.00	7,323,335.44
	0.00	2,291,548.40	20,342,137.42	17,575,900.87	20,342,137.42	17,575,900.87	20,342,137.42	19,867,449.27	474,688.15	0.00
	150,919.84	0.00	10,926.76	0.00	10,926.76	0.00	161,846.60	0.00	161,846.60	0.00
	13,969,553.00	0.00	0.00	0.00	0.00	0.00	13,969,553.00	0.00	13,969,553.00	0.00
	21,580,932.69	0.00	1,440.00	0.00	1,440.00	0.00	21,582,372.69	0.00	21,582,372.69	0.00
	6,551,218.46	0.00	99,892.00	521,834.67	99,892.00	521,834.67	6,651,110.46	521,834.67	6,129,275.79	0.00
	438,554.33	0.00	36,211.01	0.00	36,211.01	0.00	474,765.34	0.00	474,765.34	0.00
	9,920.00	0.00	10,162.98	0.00	10,162.98	0.00	20,082.98	0.00	20,082.98	0.00
	0.00	150,919.80	0.00	2,885.64	0.00	2,885.64	0.00	153,805.44	0.00	153,805.44
	0.00	3,977,921.92	503,494.67	230,119.23	503,494.67	230,119.23	503,494.67	4,208,041.15	0.00	3,704,546.48
	981,175.13	0.00	2,563,470.63	2,764,034.06	2,563,470.63	2,764,034.06	3,544,645.76	780,611.70	0.00	0.00
	1,157,432.13	0.00	553,958.51	283,931.42	553,958.51	283,931.42	1,711,390.64	283,931.42	1,427,459.22	0.00
	26,000.63	0.00	8,299.67	34,037.97	8,299.67	34,037.97	34,300.30	34,037.97	262.33	0.00
	0.00	0.00	48,605.59	48,605.59	48,605.59	48,605.59	48,605.59	48,605.59	0.00	0.00
	0.00	0.00	199.92	0.00	199.92	0.00	199.92	0.00	199.92	0.00
	0.00	4,776.63	5,580,448.64	5,926,645.89	5,580,448.64	5,926,645.89	5,580,448.64	5,931,422.52	0.00	350,973.88
	0.00	0.00	135,785.99	140,292.75	135,785.99	140,292.75	135,785.99	140,292.75	0.00	4,506.76
	1,887,754.71	0.00	19,394,481.40	19,619,752.48	19,394,481.40	19,619,752.48	21,282,236.11	19,619,752.48	1,662,483.63	0.00
	0.00	691,123.00	10,323,418.28	10,488,307.28	10,323,418.28	10,488,307.28	10,323,418.28	11,179,430.28	0.00	856,012.00
	0.00	8,730.00	144,677.00	153,894.00	144,677.00	153,894.00	144,677.00	162,624.00	0.00	17,947.00
	1,000.00	0.00	8,600.00	7,400.00	8,600.00	7,400.00	9,600.00	7,400.00	2,200.00	0.00
	0.00	23,524.00	245,868.28	249,997.28	245,868.28	249,997.28	245,868.28	273,521.28	0.00	27,653.00
	0.00	24,500.01	504,812.33	532,035.33	504,812.33	532,035.33	504,812.33	556,535.34	0.00	51,723.01
	0.00	0.00	618,359.00	618,359.00	618,359.00	618,359.00	618,359.00	618,359.00	0.00	0.00
	0.00	425,585.00	4,309,735.00	4,406,596.00	4,309,735.00	4,406,596.00	4,309,735.00	4,832,181.00	0.00	522,446.00
	0.00	10,259.00	101,983.00	104,313.00	101,983.00	104,313.00	101,983.00	114,572.00	0.00	12,589.00
	0.00	140,441.00	1,396,973.00	1,430,600.00	1,396,973.00	1,430,600.00	1,396,973.00	1,571,041.00	0.00	174,068.00
	22,458.83	0.00	11,322.37	8,811.20	11,322.37	8,811.20	33,781.20	8,811.20	24,970.00	0.00
	0.00	17,586.34	20,552.23	2,966.68	20,552.23	2,966.68	20,552.23	20,553.02	0.00	0.79
	0.00	0.00	100,000.00	0.00	100,000.00	0.00	100,000.00	0.00	100,000.00	0.00
	0.00	0.00	48,605.59	58,293.19	48,605.59	58,293.19	48,605.59	58,293.19	0.00	9,687.60
	0.00	0.00	1,867.20	1,867.20	1,867.20	1,867.20	1,867.20	1,867.20	0.00	0.00
	0.00	0.00	0.00	100,000.00	0.00	100,000.00	0.00	100,000.00	0.00	100,000.00
	0.00	0.00	130,094.51	128,508.92	130,094.51	128,508.92	130,094.51	128,508.92	1,585.59	0.00
	239.00	0.00	512,554.68	512,108.78	512,554.68	512,108.78	512,793.68	512,108.78	684.90	0.00

Cont	SOLD INITIAL		RULAJE CURENTE		RULAJE CUMULATE AN		TOTAL SUME		SOLD FINAL	
	DEBIT	CREDIT	DEBIT	CREDIT	DEBIT	CREDIT	DEBIT	CREDIT	DEBIT	CREDIT
	24,500.01	0.00	28,217.00	994.00	28,217.00	994.00	52,717.01	994.00	51,723.01	0.00
	0.00	0.00	8,602.98	0.00	8,602.98	0.00	8,602.98	0.00	8,602.98	0.00
	6,700.19	0.00	13,187.74	19,886.95	13,187.74	19,886.95	19,887.93	19,886.95	0.98	0.00
	1,850,367.50	0.00	19,852,676.05	100,000.00	19,852,676.05	100,000.00	21,703,043.55	100,000.00	21,603,043.55	0.00
	0.00	0.00	1,879.69	1,879.69	1,879.69	1,879.69	1,879.69	1,879.69	0.00	0.00
	0.00	0.00	2,966,102.80	2,966,102.80	2,966,102.80	2,966,102.80	2,966,102.80	2,966,102.80	0.00	0.00
	0.00	0.00	-0.07	-0.07	-0.07	-0.07	-0.07	-0.07	0.00	0.00
	0.00	0.00	431,802.23	431,802.23	431,802.23	431,802.23	431,802.23	431,802.23	0.00	0.00
	0.00	0.00	442,525.21	442,525.21	442,525.21	442,525.21	442,525.21	442,525.21	0.00	0.00
	0.00	0.00	4,526.46	4,526.46	4,526.46	4,526.46	4,526.46	4,526.46	0.00	0.00
	0.00	0.00	349.10	349.10	349.10	349.10	349.10	349.10	0.00	0.00
	0.00	0.00	110.50	110.50	110.50	110.50	110.50	110.50	0.00	0.00
	0.00	0.00	1,511.20	1,511.20	1,511.20	1,511.20	1,511.20	1,511.20	0.00	0.00
	0.00	0.00	26,508.71	26,508.71	26,508.71	26,508.71	26,508.71	26,508.71	0.00	0.00
	0.00	0.00	44.02	44.02	44.02	44.02	44.02	44.02	0.00	0.00
	0.00	0.00	1,737,088.68	1,737,088.68	1,737,088.68	1,737,088.68	1,737,088.68	1,737,088.68	0.00	0.00
	0.00	0.00	108,832.88	108,832.88	108,832.88	108,832.88	108,832.88	108,832.88	0.00	0.00
	0.00	0.00	10,488,307.28	10,488,307.28	10,488,307.28	10,488,307.28	10,488,307.28	10,488,307.28	0.00	0.00
	0.00	0.00	503,818.33	503,818.33	503,818.33	503,818.33	503,818.33	503,818.33	0.00	0.00
	0.00	0.00	2,777,393.00	2,777,393.00	2,777,393.00	2,777,393.00	2,777,393.00	2,777,393.00	0.00	0.00
	0.00	0.00	1,853.22	1,853.22	1,853.22	1,853.22	1,853.22	1,853.22	0.00	0.00
	0.00	0.00	618,359.00	618,359.00	618,359.00	618,359.00	618,359.00	618,359.00	0.00	0.00
	0.00	0.00	233,004.87	233,004.87	233,004.87	233,004.87	233,004.87	233,004.87	0.00	0.00
	0.00	0.00	2,970.00	2,970.00	2,970.00	2,970.00	2,970.00	2,970.00	0.00	0.00
	0.00	0.00	19,524,119.83	19,524,119.83	19,524,119.83	19,524,119.83	19,524,119.83	19,524,119.83	0.00	0.00
	0.00	0.00	11.57	11.57	11.57	11.57	11.57	11.57	0.00	0.00
	0.00	0.00	0.00	19,312,561.22	0.00	19,312,561.22	0.00	19,312,561.22	0.00	0.00
	0.00	0.00	8,602.98	8,602.98	8,602.98	8,602.98	8,602.98	8,602.98	0.00	0.00
	0.00	0.00	331,744.89	331,744.89	331,744.89	331,744.89	331,744.89	331,744.89	0.00	0.00
GENERAL	48,673,852.01	48,673,852.01	127,896,299.11	127,896,299.11	127,896,299.11	127,896,299.11	176,570,151.12	176,570,151.12	68,489,815.09	68,489,815.09

DIRECTOR FINANCIAR CONTABIL
EC. ANCA MUNTEAN



CLINIC DE PNEUMOFIZIOLOGIE LEON DANIELLO -

for: EC. MUNTEAN ANCA

BALANTA CONTABILA DE VERIFICARE

balanta: Toate conturile
pana la: Total Sint. I

Perioada: 01.01.2016 - 30.09.2016
Total general pInsumarea tuturor analiticelor

Data tiparirii: 19.10.2016

- Lei noi -

I Cont	SOLD INITIAL		RULAJE CURENTE		RULAJE CUMULATE AN		TOTAL SUME		SOLD FINAL	
	DEBIT	CREDIT	DEBIT	CREDIT	DEBIT	CREDIT	DEBIT	CREDIT	DEBIT	CREDIT
	0.00	35,550,485.59	0.00	0.00	0.00	0.00	0.00	0.00	0.00	35,550,485.59
	0.00	317,021.45	13,002.13	0.00	13,002.13	0.00	13,002.13	0.00	13,002.13	317,021.45
	0.00	51.83	0.00	0.00	0.00	0.00	0.00	0.00	0.00	51.83
TOTAL	0.00	317,073.28	13,002.13	0.00	13,002.13	0.00	13,002.13	0.00	13,002.13	317,073.28
1.09	0.00	20,065.37	0.00	0.00	0.00	0.00	0.00	0.00	0.00	20,065.37
1.10	0.00	134,126.29	0.00	0.00	0.00	0.00	0.00	0.00	0.00	134,126.29
1.12	0.00	0.00	209.17	0.00	209.17	0.00	209.17	0.00	209.17	0.00
1.22	0.00	317,073.24	0.00	13,002.13	13,002.13	0.00	13,002.13	0.00	0.00	330,075.37
1.1 : TOTAL	0.00	471,264.90	209.17	13,002.13	13,002.13	0.00	13,002.13	0.00	209.17	484,267.03
0.01	0.00	56.60	0.00	0.00	0.00	0.00	0.00	0.00	0.00	56.60
0.02	0.00	70.96	0.00	0.00	0.00	0.00	0.00	0.00	0.00	70.96
0.03	9,937.56	0.00	0.00	0.00	0.00	0.00	0.00	9,937.56	9,937.56	0.00
0.04	49.68	0.00	0.00	0.00	0.00	0.00	0.00	49.68	49.68	0.00
0.05	5,545.32	0.00	0.00	0.00	0.00	0.00	0.00	5,545.32	5,545.32	0.00
0.15	0.00	4,568,392.58	0.00	2,286,290.00	2,286,290.00	0.00	2,286,290.00	0.00	0.00	6,854,682.58
0.9 : TOTAL	0.00	4,552,987.58	0.00	2,286,290.00	2,286,290.00	0.00	2,286,290.00	0.00	0.00	6,839,277.58
TOTAL	0.00	5,024,252.48	209.17	2,299,292.13	2,299,292.13	0.00	2,299,292.13	209.17	209.17	7,323,544.61
TOTAL	0.00	5,024,252.48	209.17	2,299,292.13	2,299,292.13	0.00	2,299,292.13	209.17	209.17	7,323,544.61
TOTAL	0.00	5,024,252.48	209.17	2,299,292.13	2,299,292.13	0.00	2,299,292.13	209.17	209.17	7,323,544.61
0	0.00	2,291,548.40	20,342,137.42	17,575,900.87	17,575,900.87	20,342,137.42	17,575,900.87	20,342,137.42	19,867,449.27	7,323,335.44
	150,919.84	0.00	10,926.76	0.00	0.00	10,926.76	0.00	161,846.60	0.00	474,688.15
	12,649,166.00	0.00	0.00	0.00	0.00	0.00	0.00	12,649,166.00	0.00	161,846.60
	1,320,387.00	0.00	0.00	0.00	0.00	0.00	0.00	1,320,387.00	0.00	12,649,166.00
TOTAL	13,969,553.00	0.00	0.00	0.00	0.00	0.00	0.00	13,969,553.00	0.00	1,320,387.00
TOTAL	13,969,553.00	0.00	0.00	0.00	0.00	0.00	0.00	13,969,553.00	0.00	13,969,553.00
1	16,895,264.81	0.00	1,440.00	0.00	0.00	1,440.00	0.00	16,896,704.81	0.00	13,969,553.00
2	4,685,667.88	0.00	0.00	0.00	0.00	0.00	0.00	4,685,667.88	0.00	16,896,704.81
TOTAL	21,580,932.69	0.00	1,440.00	0.00	0.00	1,440.00	0.00	21,582,372.69	0.00	4,685,667.88
TOTAL	21,580,932.69	0.00	1,440.00	0.00	0.00	1,440.00	0.00	21,582,372.69	0.00	21,582,372.69
TOTAL	21,580,932.69	0.00	1,440.00	0.00	0.00	1,440.00	0.00	21,582,372.69	0.00	21,582,372.69
1	6,235,236.24	0.00	81,552.00	516,833.66	516,833.66	81,552.00	516,833.66	6,316,788.24	516,833.66	5,799,954.58
2	45,963.33	0.00	18,340.00	0.00	0.00	18,340.00	0.00	64,303.33	0.00	64,303.33
TOTAL	6,281,199.57	0.00	99,892.00	516,833.66	516,833.66	99,892.00	516,833.66	6,381,091.57	516,833.66	6,381,091.57
TOTAL	6,281,199.57	0.00	99,892.00	516,833.66	516,833.66	99,892.00	516,833.66	6,381,091.57	516,833.66	5,864,257.91
	163,852.70	0.00	0.00	5,001.01	5,001.01	0.00	5,001.01	163,852.70	5,001.01	158,851.69
	106,166.02	0.00	0.00	0.00	0.00	0.00	0.00	106,166.02	0.00	106,166.02
	0.17	0.00	0.00	0.00	0.00	0.00	0.00	0.17	0.00	0.17
TOTAL	6,551,218.46	0.00	99,892.00	521,834.67	521,834.67	99,892.00	521,834.67	6,651,110.46	521,834.67	6,129,275.79
TOTAL	6,551,218.46	0.00	99,892.00	521,834.67	521,834.67	99,892.00	521,834.67	6,651,110.46	521,834.67	6,129,275.79

I Cont	SOLD INITIAL		RULAJE CURENTE		RULAJE CUMULATE AN		TOTAL SUME		SOLD FINAL	
	DEBIT	CREDIT	DEBIT	CREDIT	DEBIT	CREDIT	DEBIT	CREDIT	DEBIT	CREDIT
1	422,040.44	0.00	16,618.12	0.00	16,618.12	0.00	438,658.56	0.00	438,658.56	0.00
2	16,513.89	0.00	19,592.89	0.00	19,592.89	0.00	36,106.78	0.00	36,106.78	0.00
TOTAL	438,554.33	0.00	36,211.01	0.00	36,211.01	0.00	474,765.34	0.00	474,765.34	0.00
TOTAL	438,554.33	0.00	36,211.01	0.00	36,211.01	0.00	474,765.34	0.00	474,765.34	0.00
1	9,920.00	0.00	7,162.98	0.00	7,162.98	0.00	17,082.98	0.00	17,082.98	0.00
2	0.00	0.00	3,000.00	0.00	3,000.00	0.00	3,000.00	0.00	3,000.00	0.00
TOTAL	9,920.00	0.00	10,162.98	0.00	10,162.98	0.00	20,082.98	0.00	20,082.98	0.00
TOTAL	9,920.00	0.00	10,162.98	0.00	10,162.98	0.00	20,082.98	0.00	20,082.98	0.00
1	0.00	150,919.80	0.00	2,885.64	0.00	2,885.64	0.00	153,805.44	0.00	153,805.44
1	0.00	3,649,823.73	498,493.66	211,284.07	498,493.66	211,284.07	498,493.66	3,861,107.80	0.00	3,362,614.14
2	0.00	97,648.55	5,001.01	4,618.54	5,001.01	4,618.54	5,001.01	102,267.09	0.00	97,266.08
1	0.00	45,964.69	0.00	-1.36	0.00	-1.36	0.00	45,963.33	0.00	45,963.33
TOTAL	0.00	143,613.24	5,001.01	4,617.18	5,001.01	4,617.18	5,001.01	148,230.42	0.00	143,229.41
1	0.00	106,166.02	0.00	0.00	0.00	0.00	0.00	106,166.02	0.00	106,166.02
2	0.00	0.17	0.00	0.00	0.00	0.00	0.00	0.17	0.00	0.17
TOTAL	0.00	3,899,603.16	503,494.67	215,901.25	503,494.67	215,901.25	503,494.67	4,115,504.41	0.00	3,612,009.74
TOTAL	0.00	3,899,603.16	503,494.67	215,901.25	503,494.67	215,901.25	503,494.67	4,115,504.41	0.00	3,612,009.74
1	0.00	72,050.09	0.00	13,122.30	0.00	13,122.30	0.00	85,172.39	0.00	85,172.39
2	0.00	6,268.67	0.00	1,095.68	0.00	1,095.68	0.00	7,364.35	0.00	7,364.35
TOTAL	0.00	78,318.76	0.00	14,217.98	0.00	14,217.98	0.00	92,536.74	0.00	92,536.74
TOTAL	0.00	78,318.76	0.00	14,217.98	0.00	14,217.98	0.00	92,536.74	0.00	92,536.74
1	0.00	3,977,921.92	503,494.67	230,119.23	503,494.67	230,119.23	503,494.67	4,208,041.15	0.00	3,704,546.48
2	466.22	0.00	6,469.17	6,454.03	6,469.17	6,454.03	6,935.39	6,454.03	481.36	0.00
1	149.99	0.00	149.99	149.99	149.99	149.99	299.98	149.99	149.99	0.00
TOTAL	616.21	0.00	6,619.16	6,604.02	6,619.16	6,604.02	7,235.37	6,604.02	631.35	0.00
TOTAL	616.21	0.00	6,619.16	6,604.02	6,619.16	6,604.02	7,235.37	6,604.02	631.35	0.00
1	538.32	0.00	74,051.83	69,112.95	74,051.83	69,112.95	74,590.15	69,112.95	5,477.20	0.00
2	90.03	0.00	0.00	0.00	0.00	0.00	90.03	0.00	0.00	0.00
TOTAL	628.35	0.00	74,051.83	69,112.95	74,051.83	69,112.95	74,680.18	69,112.95	5,567.23	0.00
TOTAL	628.35	0.00	74,051.83	69,112.95	74,051.83	69,112.95	74,680.18	69,112.95	5,567.23	0.00
1	31,405.20	0.00	224,436.74	236,418.48	224,436.74	236,418.48	255,841.94	236,418.48	19,423.46	0.00
2	11,079.79	0.00	79,220.80	80,763.87	79,220.80	80,763.87	90,300.59	80,763.87	9,536.72	0.00
TOTAL	42,484.99	0.00	303,657.54	317,182.35	303,657.54	317,182.35	346,142.53	317,182.35	28,960.18	0.00
TOTAL	42,484.99	0.00	303,657.54	317,182.35	303,657.54	317,182.35	346,142.53	317,182.35	28,960.18	0.00
1	108,811.59	0.00	235,846.49	242,444.03	235,846.49	242,444.03	344,658.08	242,444.03	102,214.05	0.00
2	15,611.41	0.00	32,223.98	36,479.66	32,223.98	36,479.66	47,835.39	36,479.66	11,355.73	0.00
TOTAL	124,423.00	0.00	268,070.47	278,923.69	268,070.47	278,923.69	392,493.47	278,923.69	113,569.78	0.00
TOTAL	124,423.00	0.00	268,070.47	278,923.69	268,070.47	278,923.69	392,493.47	278,923.69	113,569.78	0.00
1	257,834.13	0.00	692,010.35	835,266.57	692,010.35	835,266.57	949,844.48	835,266.57	114,577.91	0.00
3	6,365.60	0.00	12,208.00	13,080.00	12,208.00	13,080.00	18,573.60	13,080.00	5,493.60	0.00
0	1,343.45	0.00	32,725.33	27,961.07	32,725.33	27,961.07	34,068.78	27,961.07	6,107.71	0.00
0	653.56	0.00	1,814.85	2,290.75	1,814.85	2,290.75	2,468.41	2,290.75	177.66	0.00
0	13,552.66	0.00	17,604.49	17,604.51	17,604.49	17,604.51	31,157.15	17,604.51	13,552.64	0.00

I Cont	SOLD INITIAL		RULAJE CURENTE		RULAJE CUMULATE AN		TOTAL SUME		SOLD FINAL	
	DEBIT	CREDIT	DEBIT	CREDIT	DEBIT	CREDIT	DEBIT	CREDIT	DEBIT	CREDIT
4	0.00	0.00	5,246.03	3,848.03	5,246.03	3,848.03	5,246.03	3,848.03	1,398.00	0.00
: TOTAL	279,749.40	0.00	761,609.05	900,050.93	761,609.05	900,050.93	1,041,358.45	900,050.93	141,307.52	0.00
.01	84,944.33	0.00	269,892.01	253,434.43	269,892.01	253,434.43	354,836.34	253,434.43	101,401.91	0.00
.02	523.28	0.00	4,637.72	4,039.90	4,637.72	4,039.90	5,161.00	4,039.90	1,121.10	0.00
: TOTAL	85,467.61	0.00	274,529.73	257,474.33	274,529.73	257,474.33	359,997.34	257,474.33	102,523.01	0.00
.01	368,515.39	0.00	609,777.30	639,076.10	609,777.30	639,076.10	978,292.69	639,076.10	339,216.59	0.00
.02	23,412.57	0.00	94,225.20	104,984.96	94,225.20	104,984.96	117,637.77	104,984.96	12,652.81	0.00
: TOTAL	26,316.65	0.00	102,740.40	113,687.44	102,740.40	113,687.44	129,057.05	113,687.44	15,369.61	0.00
.01	21,491.00	0.00	63,528.69	65,871.96	63,528.69	65,871.96	85,019.69	65,871.96	19,147.73	0.00
.02	27,589.63	0.00	95,174.42	110,156.57	95,174.42	110,156.57	122,764.05	110,156.57	12,607.48	0.00
4	18.29	0.00	268.08	268.08	268.08	268.08	286.37	268.08	18.29	0.00
: TOTAL	27,607.92	0.00	95,442.50	110,424.65	95,442.50	110,424.65	123,050.42	110,424.65	12,625.77	0.00
.01	3,874.61	0.00	3,443.96	5,625.64	3,443.96	5,625.64	7,318.57	5,625.64	1,692.93	0.00
TOTAL	813,022.58	0.00	1,911,071.63	2,092,211.05	1,911,071.63	2,092,211.05	2,724,094.21	2,092,211.05	631,883.16	0.00
TOTAL	813,022.58	0.00	1,911,071.63	2,092,211.05	1,911,071.63	2,092,211.05	2,724,094.21	2,092,211.05	631,883.16	0.00
L	981,175.13	0.00	2,563,470.63	2,764,034.06	2,563,470.63	2,764,034.06	3,544,645.76	2,764,034.06	780,611.70	0.00
.01	7,227.25	0.00	56,226.06	53,127.25	56,226.06	53,127.25	63,453.31	53,127.25	10,326.06	0.00
.02	34,640.51	0.00	6,729.30	27,084.63	6,729.30	27,084.63	41,369.81	27,084.63	14,285.18	0.00
.03	1,350.68	0.00	157,447.63	150,376.63	157,447.63	150,376.63	158,798.31	150,376.63	8,421.68	0.00
.04	526.63	0.00	39,924.99	39,167.47	39,924.99	39,167.47	40,451.62	39,167.47	1,284.15	0.00
: TOTAL	43,745.07	0.00	260,327.98	269,755.98	260,327.98	269,755.98	304,073.05	269,755.98	34,317.07	0.00
.01	12,781.01	0.00	3,723.13	11,852.03	3,723.13	11,852.03	16,504.14	11,852.03	4,652.11	0.00
.02	28.20	0.00	6,790.96	0.01	6,790.96	0.01	6,819.16	0.01	6,819.15	0.00
.03	509.67	0.00	199.99	509.67	199.99	509.67	709.66	509.67	199.99	0.00
.04	1,231.70	0.00	998.76	0.00	998.76	0.00	2,230.46	0.00	2,230.46	0.00
: TOTAL	14,550.58	0.00	11,712.84	12,361.71	11,712.84	12,361.71	26,263.42	12,361.71	13,901.71	0.00
TOTAL	58,295.65	0.00	272,040.82	282,117.69	272,040.82	282,117.69	330,336.47	282,117.69	48,218.78	0.00
TOTAL	58,295.65	0.00	272,040.82	282,117.69	272,040.82	282,117.69	330,336.47	282,117.69	48,218.78	0.00
.01	518,353.11	0.00	53,127.28	0.00	53,127.28	0.00	571,480.39	0.00	571,480.39	0.00
.02	98,288.39	0.00	27,084.64	814.96	27,084.64	814.96	125,373.03	814.96	124,558.07	0.00
.03	193,631.49	0.00	150,176.64	0.00	150,176.64	0.00	343,808.13	0.00	343,808.13	0.00
.04	180,068.46	0.00	39,167.44	998.77	39,167.44	998.77	219,235.90	998.77	218,237.13	0.00
: TOTAL	990,341.45	0.00	269,556.00	1,813.73	269,556.00	1,813.73	1,259,897.45	1,813.73	1,258,083.72	0.00
.01	54,426.02	0.00	11,852.02	0.00	11,852.02	0.00	66,278.04	0.00	66,278.04	0.00
.02	32,197.05	0.00	0.00	0.00	0.00	0.00	32,197.05	0.00	32,197.05	0.00
.03	3,974.36	0.00	509.67	0.00	509.67	0.00	4,484.03	0.00	4,484.03	0.00
.04	18,197.60	0.00	0.00	0.00	0.00	0.00	18,197.60	0.00	18,197.60	0.00
: TOTAL	108,795.03	0.00	12,361.69	0.00	12,361.69	0.00	121,156.72	0.00	121,156.72	0.00
TOTAL	1,099,136.48	0.00	281,917.69	1,813.73	281,917.69	1,813.73	1,381,054.17	1,813.73	1,379,240.44	0.00
TOTAL	1,099,136.48	0.00	281,917.69	1,813.73	281,917.69	1,813.73	1,381,054.17	1,813.73	1,379,240.44	0.00
L	1,157,432.13	0.00	553,958.51	283,931.42	553,958.51	283,931.42	1,711,390.64	283,931.42	1,427,459.22	0.00
.01	26,000.63	0.00	-6,675.22	19,325.41	-6,675.22	19,325.41	19,325.41	19,325.41	0.00	0.00
.02	0.00	0.00	1,859.31	1,859.31	1,859.31	1,859.31	1,859.31	1,859.31	0.00	0.00
.03	0.00	0.00	13,115.58	12,853.25	13,115.58	12,853.25	13,115.58	12,853.25	262.33	0.00

I Cont	SOLD INITIAL		RULAJE CURENTE		RULAJE CUMULATE AN		TOTAL SUME		SOLD FINAL	
	DEBIT	CREDIT	DEBIT	CREDIT	DEBIT	CREDIT	DEBIT	CREDIT	DEBIT	CREDIT
TOTAL	26,000.63	0.00	8,299.67	34,037.97	8,299.67	34,037.97	34,300.30	34,037.97	262.33	0.00
TOTAL	26,000.63	0.00	8,299.67	34,037.97	8,299.67	34,037.97	34,300.30	34,037.97	262.33	0.00
L	26,000.63	0.00	8,299.67	34,037.97	8,299.67	34,037.97	34,300.30	34,037.97	262.33	0.00
1	0.00	0.00	48,605.59	48,605.59	48,605.59	48,605.59	48,605.59	48,605.59	0.00	0.00
1	0.00	0.00	199.92	0.00	199.92	0.00	199.92	0.00	199.92	0.00
34	0.00	4,776.63	5,580,448.64	5,926,645.89	5,580,448.64	5,926,645.89	5,580,448.64	5,931,422.52	0.00	350,973.88
37	0.00	0.00	3,000.00	3,000.00	3,000.00	3,000.00	3,000.00	3,000.00	0.00	0.00
50	0.00	0.00	2,100.00	6,606.76	2,100.00	6,606.76	2,100.00	6,606.76	0.00	4,506.76
58	0.00	0.00	4,320.00	4,320.00	4,320.00	4,320.00	4,320.00	4,320.00	0.00	0.00
75	0.00	0.00	7,162.98	7,162.98	7,162.98	7,162.98	7,162.98	7,162.98	0.00	0.00
76	0.00	0.00	1,440.00	1,440.00	1,440.00	1,440.00	1,440.00	1,440.00	0.00	0.00
77	0.00	0.00	19,592.89	19,592.89	19,592.89	19,592.89	19,592.89	19,592.89	0.00	0.00
78	0.00	0.00	81,552.00	81,552.00	81,552.00	81,552.00	81,552.00	81,552.00	0.00	0.00
TOTAL	0.00	0.00	16,618.12	16,618.12	16,618.12	16,618.12	16,618.12	16,618.12	0.00	0.00
TOTAL	0.00	0.00	135,785.99	140,292.75	135,785.99	140,292.75	135,785.99	140,292.75	0.00	0.00
TOTAL	0.00	0.00	135,785.99	140,292.75	135,785.99	140,292.75	135,785.99	140,292.75	0.00	4,506.76
L	0.00	0.00	135,785.99	140,292.75	135,785.99	140,292.75	135,785.99	140,292.75	0.00	4,506.76
1	1,887,754.71	0.00	19,394,481.40	19,619,752.48	19,394,481.40	19,619,752.48	21,282,236.11	19,619,752.48	1,662,483.63	0.00
1	0.00	456,646.00	6,259,845.43	6,311,879.43	6,259,845.43	6,311,879.43	6,259,845.43	6,768,525.43	0.00	508,680.00
1	0.00	50,755.00	742,790.00	758,884.00	742,790.00	758,884.00	742,790.00	809,639.00	0.00	66,849.00
1	0.00	55,883.00	821,341.78	837,145.78	821,341.78	837,145.78	821,341.78	893,028.78	0.00	71,687.00
1	0.00	127,839.00	2,499,441.07	2,580,398.07	2,499,441.07	2,580,398.07	2,499,441.07	2,708,237.07	0.00	208,796.00
TOTAL	0.00	691,123.00	10,323,418.28	10,488,307.28	10,323,418.28	10,488,307.28	10,323,418.28	11,179,430.28	0.00	856,012.00
TOTAL	0.00	691,123.00	10,323,418.28	10,488,307.28	10,323,418.28	10,488,307.28	10,323,418.28	11,179,430.28	0.00	856,012.00
L	0.00	691,123.00	10,323,418.28	10,488,307.28	10,323,418.28	10,488,307.28	10,323,418.28	11,179,430.28	0.00	856,012.00
1	0.00	5,809.00	101,545.00	109,387.00	101,545.00	109,387.00	101,545.00	115,196.00	0.00	13,651.00
1	0.00	638.00	8,470.00	8,660.00	8,470.00	8,660.00	8,470.00	9,298.00	0.00	828.00
1	0.00	720.00	7,756.00	7,951.00	7,756.00	7,951.00	7,756.00	8,671.00	0.00	915.00
1	0.00	1,563.00	26,906.00	27,896.00	26,906.00	27,896.00	26,906.00	29,459.00	0.00	2,553.00
TOTAL	0.00	8,730.00	144,677.00	153,894.00	144,677.00	153,894.00	144,677.00	162,624.00	0.00	17,947.00
TOTAL	0.00	8,730.00	144,677.00	153,894.00	144,677.00	153,894.00	144,677.00	162,624.00	0.00	17,947.00
L	0.00	8,730.00	144,677.00	153,894.00	144,677.00	153,894.00	144,677.00	162,624.00	0.00	17,947.00
1	1,000.00	0.00	8,600.00	7,400.00	8,600.00	7,400.00	9,600.00	7,400.00	2,200.00	0.00
1	0.00	650.00	10,710.00	11,060.00	10,710.00	11,060.00	10,710.00	11,710.00	0.00	1,000.00
1	0.00	12,209.00	113,370.00	113,893.00	113,370.00	113,893.00	113,370.00	126,102.00	0.00	12,732.00
2	0.00	786.00	4,284.00	3,982.00	4,284.00	3,982.00	4,284.00	4,768.00	0.00	484.00
4	0.00	2,156.00	17,586.00	17,324.00	17,586.00	17,324.00	17,586.00	19,480.00	0.00	1,894.00
TOTAL	0.00	15,151.00	135,240.00	135,199.00	135,240.00	135,199.00	135,240.00	150,350.00	0.00	15,110.00
1	0.00	5,501.00	51,408.00	52,677.00	51,408.00	52,677.00	51,408.00	58,178.00	0.00	6,770.00
2	0.00	533.00	5,332.00	5,464.00	5,332.00	5,464.00	5,332.00	5,997.00	0.00	665.00
4	0.00	882.00	8,029.00	8,287.00	8,029.00	8,287.00	8,029.00	9,169.00	0.00	1,140.00
5	0.00	400.00	5,510.00	5,739.00	5,510.00	5,739.00	5,510.00	6,139.00	0.00	629.00
TOTAL	0.00	7,316.00	70,279.00	72,167.00	70,279.00	72,167.00	70,279.00	79,483.00	0.00	9,204.00
1	0.00	0.00	441.43	441.43	441.43	441.43	441.43	441.43	0.00	0.00
4	0.00	0.00	1,812.85	1,812.85	1,812.85	1,812.85	1,812.85	1,812.85	0.00	0.00

I Cont	SOLD INITIAL		RULAJE CURENTE		RULAJE CUMULATE AN		TOTAL SUME		SOLD FINAL	
	DEBIT	CREDIT	DEBIT	CREDIT	DEBIT	CREDIT	DEBIT	CREDIT	DEBIT	CREDIT
: TOTAL	0.00	0.00	2,254.28	2,254.28	2,254.28	2,254.28	2,254.28	2,254.28	0.00	0.00
-01	-407.00	0.00	23,681.00	25,613.00	23,681.00	25,613.00	23,274.00	25,613.00	-2,339.00	0.00
-02	0.00	0.00	2,240.00	2,240.00	2,240.00	2,240.00	2,240.00	2,240.00	0.00	0.00
-04	0.00	0.00	1,464.00	1,464.00	1,464.00	1,464.00	1,464.00	1,464.00	0.00	0.00
: TOTAL	-407.00	0.00	27,385.00	29,317.00	27,385.00	29,317.00	26,978.00	29,317.00	-2,339.00	0.00
TOTAL	0.00	23,524.00	245,868.28	249,997.28	245,868.28	249,997.28	245,868.28	273,521.28	0.00	27,653.00
TOTAL	0.00	23,524.00	245,868.28	249,997.28	245,868.28	249,997.28	245,868.28	273,521.28	0.00	27,653.00
TOTAL	0.00	23,524.00	245,868.28	249,997.28	245,868.28	249,997.28	245,868.28	273,521.28	0.00	27,653.00
TOTAL	0.00	24,500.01	994.00	28,217.00	994.00	28,217.00	994.00	52,717.01	0.00	51,723.01
TOTAL	0.00	0.00	503,818.33	503,818.33	503,818.33	503,818.33	503,818.33	503,818.33	0.00	0.00
TOTAL	0.00	24,500.01	504,812.33	532,035.33	504,812.33	532,035.33	504,812.33	556,535.34	0.00	51,723.01
TOTAL	0.00	24,500.01	504,812.33	532,035.33	504,812.33	532,035.33	504,812.33	556,535.34	0.00	51,723.01
TOTAL	0.00	0.00	504,812.33	532,035.33	504,812.33	532,035.33	504,812.33	556,535.34	0.00	51,723.01
1	0.00	142,237.00	618,359.00	618,359.00	618,359.00	618,359.00	618,359.00	618,359.00	0.00	0.00
2	0.00	15,840.00	1,301,401.00	1,318,748.00	1,301,401.00	1,318,748.00	1,301,401.00	1,460,985.00	0.00	159,584.00
4	0.00	17,806.00	153,721.00	158,151.00	153,721.00	158,151.00	153,721.00	173,991.00	0.00	20,270.00
5	0.00	29,046.00	169,464.00	174,093.00	169,464.00	174,093.00	169,464.00	191,899.00	0.00	22,435.00
TOTAL	0.00	204,929.00	391,812.00	410,240.00	391,812.00	410,240.00	391,812.00	439,286.00	0.00	47,474.00
TOTAL	0.00	204,929.00	2,016,398.00	2,061,232.00	2,016,398.00	2,061,232.00	2,016,398.00	2,266,161.00	0.00	249,763.00
TOTAL	0.00	0.00	2,016,398.00	2,061,232.00	2,016,398.00	2,061,232.00	2,016,398.00	2,266,161.00	0.00	249,763.00
1	0.00	71,646.00	656,748.00	665,587.00	656,748.00	665,587.00	656,748.00	737,233.00	0.00	80,485.00
2	0.00	7,996.00	77,600.00	79,838.00	77,600.00	79,838.00	77,600.00	87,834.00	0.00	10,234.00
4	0.00	8,988.00	85,537.00	87,875.00	85,537.00	87,875.00	85,537.00	96,863.00	0.00	11,326.00
5	0.00	19,308.00	260,461.00	272,702.00	260,461.00	272,702.00	260,461.00	292,010.00	0.00	31,549.00
TOTAL	0.00	107,938.00	1,080,346.00	1,106,002.00	1,080,346.00	1,106,002.00	1,080,346.00	1,213,940.00	0.00	133,594.00
TOTAL	0.00	0.00	1,080,346.00	1,106,002.00	1,080,346.00	1,106,002.00	1,080,346.00	1,213,940.00	0.00	133,594.00
1	0.00	35,506.00	323,901.00	328,042.00	323,901.00	328,042.00	323,901.00	363,548.00	0.00	39,647.00
2	0.00	3,911.00	38,304.00	39,459.00	38,304.00	39,459.00	38,304.00	43,370.00	0.00	5,066.00
4	0.00	4,407.00	42,346.00	43,537.00	42,346.00	43,537.00	42,346.00	47,944.00	0.00	5,598.00
5	0.00	9,560.00	128,295.00	134,356.00	128,295.00	134,356.00	128,295.00	143,916.00	0.00	15,621.00
TOTAL	0.00	53,384.00	532,846.00	545,394.00	532,846.00	545,394.00	532,846.00	598,778.00	0.00	65,932.00
TOTAL	0.00	0.00	532,846.00	545,394.00	532,846.00	545,394.00	532,846.00	598,778.00	0.00	65,932.00
1	0.00	37,552.00	341,690.00	345,976.00	341,690.00	345,976.00	341,690.00	383,528.00	0.00	41,838.00
2	0.00	4,134.00	40,350.00	41,576.00	40,350.00	41,576.00	40,350.00	45,710.00	0.00	5,360.00
4	0.00	4,661.00	44,608.00	45,868.00	44,608.00	45,868.00	44,608.00	50,529.00	0.00	5,921.00
5	0.00	10,114.00	135,596.00	141,962.00	135,596.00	141,962.00	135,596.00	152,076.00	0.00	16,480.00
TOTAL	0.00	56,461.00	562,244.00	575,382.00	562,244.00	575,382.00	562,244.00	631,843.00	0.00	69,599.00
TOTAL	0.00	0.00	562,244.00	575,382.00	562,244.00	575,382.00	562,244.00	631,843.00	0.00	69,599.00
1	0.00	1,910.00	17,483.00	17,720.00	17,483.00	17,720.00	17,483.00	19,630.00	0.00	2,147.00
2	0.00	211.00	2,067.00	2,127.00	2,067.00	2,127.00	2,067.00	2,338.00	0.00	271.00
4	0.00	239.00	2,275.00	2,337.00	2,275.00	2,337.00	2,275.00	2,576.00	0.00	301.00
5	0.00	513.00	6,925.00	7,251.00	6,925.00	7,251.00	6,925.00	7,764.00	0.00	839.00
TOTAL	0.00	2,873.00	28,750.00	29,435.00	28,750.00	29,435.00	28,750.00	32,308.00	0.00	3,558.00
TOTAL	0.00	0.00	28,750.00	29,435.00	28,750.00	29,435.00	28,750.00	32,308.00	0.00	3,558.00
TOTAL	0.00	0.00	53,624.00	53,624.00	53,624.00	53,624.00	53,624.00	53,624.00	0.00	0.00

I Cont	SOLD INITIAL		RULAJE CURENTE		RULAJE CUMULATE AN		TOTAL SUME		SOLD FINAL	
	DEBIT	CREDIT	DEBIT	CREDIT	DEBIT	CREDIT	DEBIT	CREDIT	DEBIT	CREDIT
2	0.00	0.00	6,450.00	6,450.00	6,450.00	6,450.00	6,450.00	6,450.00	0.00	0.00
4	0.00	0.00	7,116.00	7,116.00	7,116.00	7,116.00	7,116.00	7,116.00	0.00	0.00
5	0.00	0.00	21,961.00	21,961.00	21,961.00	21,961.00	21,961.00	21,961.00	0.00	0.00
TOTAL	0.00	0.00	89,151.00	89,151.00	89,151.00	89,151.00	89,151.00	89,151.00	0.00	0.00
TOTAL	0.00	0.00	89,151.00	89,151.00	89,151.00	89,151.00	89,151.00	89,151.00	0.00	0.00
1	0.00	425,585.00	4,309,735.00	4,406,596.00	4,309,735.00	4,406,596.00	4,309,735.00	4,832,181.00	0.00	522,446.00
2	0.00	3,413.00	30,921.00	31,274.00	30,921.00	31,274.00	30,921.00	34,687.00	0.00	3,766.00
4	0.00	377.00	3,690.00	3,803.00	3,690.00	3,803.00	3,690.00	4,180.00	0.00	490.00
5	0.00	424.00	4,071.00	4,185.00	4,071.00	4,185.00	4,071.00	4,609.00	0.00	538.00
TOTAL	0.00	919.00	12,336.00	12,919.00	12,336.00	12,919.00	12,336.00	13,838.00	0.00	538.00
TOTAL	0.00	5,133.00	51,018.00	52,181.00	51,018.00	52,181.00	51,018.00	57,314.00	0.00	1,502.00
1	0.00	5,133.00	51,018.00	52,181.00	51,018.00	52,181.00	51,018.00	57,314.00	0.00	6,296.00
2	0.00	3,412.00	30,876.00	31,223.00	30,876.00	31,223.00	30,876.00	34,635.00	0.00	6,296.00
4	0.00	373.00	3,680.00	3,792.00	3,680.00	3,792.00	3,680.00	4,165.00	0.00	3,759.00
5	0.00	421.00	4,036.00	4,151.00	4,036.00	4,151.00	4,036.00	4,572.00	0.00	485.00
TOTAL	0.00	920.00	12,373.00	12,966.00	12,373.00	12,966.00	12,373.00	13,886.00	0.00	536.00
TOTAL	0.00	5,126.00	50,965.00	52,132.00	50,965.00	52,132.00	50,965.00	57,258.00	0.00	1,513.00
1	0.00	5,126.00	50,965.00	52,132.00	50,965.00	52,132.00	50,965.00	57,258.00	0.00	6,293.00
2	0.00	10,259.00	101,983.00	104,313.00	101,983.00	104,313.00	101,983.00	114,572.00	0.00	6,293.00
4	0.00	92,880.00	847,789.00	859,391.00	847,789.00	859,391.00	847,789.00	952,271.00	0.00	12,589.00
5	0.00	10,538.00	101,668.00	104,507.00	101,668.00	104,507.00	101,668.00	115,045.00	0.00	104,482.00
TOTAL	0.00	11,768.00	112,768.00	115,767.00	112,768.00	115,767.00	112,768.00	127,535.00	0.00	13,377.00
TOTAL	0.00	25,255.00	334,748.00	350,935.00	334,748.00	350,935.00	334,748.00	376,190.00	0.00	14,767.00
1	0.00	140,441.00	1,396,973.00	1,430,600.00	1,396,973.00	1,430,600.00	1,396,973.00	1,571,041.00	0.00	41,442.00
2	0.00	140,441.00	1,396,973.00	1,430,600.00	1,396,973.00	1,430,600.00	1,396,973.00	1,571,041.00	0.00	174,068.00
4	0.00	140,441.00	1,396,973.00	1,430,600.00	1,396,973.00	1,430,600.00	1,396,973.00	1,571,041.00	0.00	174,068.00
L	22,458.83	0.00	11,322.37	8,811.20	11,322.37	8,811.20	33,781.20	8,811.20	24,970.00	0.00
TOTAL	0.00	0.00	3,499.79	3,499.79	3,499.79	3,499.79	3,499.79	3,499.79	0.00	0.79
TOTAL	0.00	17,586.34	8,494.52	-9,091.82	8,494.52	-9,091.82	8,494.52	8,494.52	0.00	0.00
1	0.00	0.00	1,080.00	1,080.00	1,080.00	1,080.00	1,080.00	1,080.00	0.00	0.00
2	0.00	0.00	7,478.71	7,478.71	7,478.71	7,478.71	7,478.71	7,478.71	0.00	0.00
TOTAL	0.00	0.00	20,552.23	2,966.68	20,552.23	2,966.68	20,552.23	20,553.02	0.00	0.00
TOTAL	0.00	17,586.34	20,552.23	2,966.68	20,552.23	2,966.68	20,552.23	20,553.02	0.00	0.79
1	0.00	17,586.34	20,552.23	2,966.68	20,552.23	2,966.68	20,552.23	20,553.02	0.00	0.79
L	0.00	0.00	100,000.00	0.00	100,000.00	0.00	100,000.00	100,000.00	0.00	0.79
TOTAL	0.00	0.00	48,605.59	48,605.59	48,605.59	48,605.59	48,605.59	48,605.59	0.00	0.00
TOTAL	0.00	0.00	0.00	9,687.60	0.00	9,687.60	0.00	48,605.59	0.00	0.00
TOTAL	0.00	0.00	48,605.59	58,293.19	48,605.59	58,293.19	48,605.59	58,293.19	0.00	9,687.60
TOTAL	0.00	0.00	48,605.59	58,293.19	48,605.59	58,293.19	48,605.59	58,293.19	0.00	9,687.60
1	0.00	0.00	48,605.59	58,293.19	48,605.59	58,293.19	48,605.59	58,293.19	0.00	9,687.60
2	0.00	0.00	1,867.20	1,867.20	1,867.20	1,867.20	1,867.20	1,867.20	0.00	9,687.60
TOTAL	0.00	0.00	0.00	100,000.00	0.00	100,000.00	0.00	100,000.00	0.00	0.00
TOTAL	0.00	0.00	130,094.51	128,508.92	130,094.51	128,508.92	130,094.51	128,508.92	0.00	0.00
L	239.00	0.00	2,880.00	2,434.10	2,880.00	2,434.10	3,119.00	2,434.10	1,585.59	0.00
TOTAL	0.00	0.00	2,880.00	2,434.10	2,880.00	2,434.10	3,119.00	2,434.10	684.90	0.00

Cont	SOLD INITIAL		RULAJE CURENTE		RULAJE CUMULATE AN		TOTAL SUME		SOLD FINAL	
	DEBIT	CREDIT	DEBIT	CREDIT	DEBIT	CREDIT	DEBIT	CREDIT	DEBIT	CREDIT
	0.00	0.00	5,856.35	5,856.35	5,856.35	5,856.35	5,856.35	5,856.35	0.00	0.00
	0.00	0.00	503,818.33	503,818.33	503,818.33	503,818.33	503,818.33	503,818.33	0.00	0.00
AL	239.00	0.00	512,554.68	512,108.78	512,554.68	512,108.78	512,793.68	512,108.78	684.90	0.00
0	24,500.01	0.00	28,217.00	994.00	28,217.00	994.00	52,717.01	994.00	51,723.01	0.00
	0.00	0.00	8,602.98	0.00	8,602.98	0.00	8,602.98	0.00	8,602.98	0.00
	6,700.19	0.00	13,187.74	19,886.95	13,187.74	19,886.95	19,887.93	19,886.95	0.98	0.00
	0.00	0.00	11,692,817.70	0.00	11,692,817.70	0.00	11,692,817.70	0.00	11,692,817.70	0.00
	0.00	0.00	37,246.46	0.00	37,246.46	0.00	37,246.46	0.00	37,246.46	0.00
	0.00	0.00	1,168,189.89	0.00	1,168,189.89	0.00	1,168,189.89	0.00	1,168,189.89	0.00
	0.00	0.00	3,831,646.17	0.00	3,831,646.17	0.00	3,831,646.17	0.00	3,831,646.17	0.00
	0.00	0.00	244,676.69	0.00	244,676.69	0.00	244,676.69	0.00	244,676.69	0.00
: TOTAL	0.00	0.00	16,974,576.91	0.00	16,974,576.91	0.00	16,974,576.91	0.00	16,974,576.91	0.00
	0.00	0.00	284,274.06	0.00	284,274.06	0.00	284,274.06	0.00	284,274.06	0.00
	0.00	0.00	6,700.00	0.00	6,700.00	0.00	6,700.00	0.00	6,700.00	0.00
	0.00	0.00	1,293.88	0.00	1,293.88	0.00	1,293.88	0.00	1,293.88	0.00
	0.00	0.00	2,211,071.00	0.00	2,211,071.00	0.00	2,211,071.00	0.00	2,211,071.00	0.00
	0.00	0.00	6,562.02	0.00	6,562.02	0.00	6,562.02	0.00	6,562.02	0.00
	0.00	0.00	60,987.90	0.00	60,987.90	0.00	60,987.90	0.00	60,987.90	0.00
	0.00	0.00	21,125.82	0.00	21,125.82	0.00	21,125.82	0.00	21,125.82	0.00
	0.00	0.00	100,000.00	0.00	100,000.00	0.00	100,000.00	0.00	100,000.00	0.00
TOTAL	0.00	0.00	188,675.74	0.00	188,675.74	0.00	188,675.74	0.00	188,675.74	0.00
TOTAL	0.00	0.00	186,084.46	0.00	186,084.46	0.00	186,084.46	0.00	186,084.46	0.00
TOTAL	0.00	0.00	19,852,676.05	0.00	19,852,676.05	0.00	19,852,676.05	0.00	19,852,676.05	0.00
TOTAL	0.00	0.00	19,852,676.05	0.00	19,852,676.05	0.00	19,852,676.05	0.00	19,852,676.05	0.00
L	1,850,367.50	0.00	0.00	100,000.00	0.00	100,000.00	1,850,367.50	100,000.00	1,750,367.50	0.00
	1,850,367.50	0.00	19,852,676.05	100,000.00	19,852,676.05	100,000.00	21,703,043.55	100,000.00	21,603,043.55	0.00
	0.00	0.00	1,879.69	1,879.69	1,879.69	1,879.69	1,879.69	1,879.69	0.00	0.00
	0.00	0.00	6,955.32	6,955.32	6,955.32	6,955.32	6,955.32	6,955.32	0.00	0.00
	0.00	0.00	200.03	200.03	200.03	200.03	200.03	200.03	0.00	0.00
TOTAL	0.00	0.00	7,155.35	7,155.35	7,155.35	7,155.35	7,155.35	7,155.35	0.00	0.00
AL	0.00	0.00	7,155.35	7,155.35	7,155.35	7,155.35	7,155.35	7,155.35	0.00	0.00
	0.00	0.00	120,582.96	120,582.96	120,582.96	120,582.96	120,582.96	120,582.96	0.00	0.00
	0.00	0.00	355,190.41	355,190.41	355,190.41	355,190.41	355,190.41	355,190.41	0.00	0.00
	0.00	0.00	75,402.50	75,402.50	75,402.50	75,402.50	75,402.50	75,402.50	0.00	0.00
TOTAL	0.00	0.00	430,592.91	430,592.91	430,592.91	430,592.91	430,592.91	430,592.91	0.00	0.00
AL	0.00	0.00	430,592.91	430,592.91	430,592.91	430,592.91	430,592.91	430,592.91	0.00	0.00
	0.00	0.00	203,414.35	203,414.35	203,414.35	203,414.35	203,414.35	203,414.35	0.00	0.00
	0.00	0.00	-5,065.18	-5,065.18	-5,065.18	-5,065.18	-5,065.18	-5,065.18	0.00	0.00
TOTAL	0.00	0.00	198,349.17	198,349.17	198,349.17	198,349.17	198,349.17	198,349.17	0.00	0.00
	0.00	0.00	33,018.27	33,018.27	33,018.27	33,018.27	33,018.27	33,018.27	0.00	0.00
TOTAL	0.00	0.00	231,367.44	231,367.44	231,367.44	231,367.44	231,367.44	231,367.44	0.00	0.00
AL	0.00	0.00	231,367.44	231,367.44	231,367.44	231,367.44	231,367.44	231,367.44	0.00	0.00
	0.00	0.00	675,084.97	675,084.97	675,084.97	675,084.97	675,084.97	675,084.97	0.00	0.00
	0.00	0.00	931,038.99	931,038.99	931,038.99	931,038.99	931,038.99	931,038.99	0.00	0.00
TOTAL	0.00	0.00	110,153.19	110,153.19	110,153.19	110,153.19	110,153.19	110,153.19	0.00	0.00

Cont	SOLD INITIAL		RULAJE CURENTE		RULAJE CUMULATE AN		TOTAL SUME		SOLD FINAL	
	DEBIT	CREDIT	DEBIT	CREDIT	DEBIT	CREDIT	DEBIT	CREDIT	DEBIT	CREDIT
3.06	0.00	0.00	57,371.19	57,371.19	57,371.19	57,371.19	57,371.19	57,371.19	0.00	0.00
4.01	0.00	0.00	275,959.49	275,959.49	275,959.49	275,959.49	275,959.49	275,959.49	0.00	0.00
4.02	0.00	0.00	4,039.90	4,039.90	4,039.90	4,039.90	4,039.90	4,039.90	0.00	0.00
5.01	0.00	0.00	13,080.00	13,080.00	13,080.00	13,080.00	13,080.00	13,080.00	0.00	0.00
6.01	0.00	0.00	96,469.76	96,469.76	96,469.76	96,469.76	96,469.76	96,469.76	0.00	0.00
6.02	0.00	0.00	8,702.48	8,702.48	8,702.48	8,702.48	8,702.48	8,702.48	0.00	0.00
6.04	0.00	0.00	4,504.17	4,504.17	4,504.17	4,504.17	4,504.17	4,504.17	0.00	0.00
TOTAL	0.00	0.00	2,176,404.14	2,176,404.14	2,176,404.14	2,176,404.14	2,176,404.14	2,176,404.14	0.00	0.00
TOTAL	0.00	0.00	2,176,404.14	2,176,404.14	2,176,404.14	2,176,404.14	2,176,404.14	2,176,404.14	0.00	0.00
TOTAL	0.00	0.00	2,966,102.80	2,966,102.80	2,966,102.80	2,966,102.80	2,966,102.80	2,966,102.80	0.00	0.00
1	0.00	0.00	-0.08	-0.08	-0.08	-0.08	-0.08	-0.08	0.00	0.00
2	0.00	0.00	0.01	0.01	0.01	0.01	0.01	0.01	0.00	0.00
TOTAL	0.00	0.00	-0.07	-0.07	-0.07	-0.07	-0.07	-0.07	0.00	0.00
TOTAL	0.00	0.00	-0.07	-0.07	-0.07	-0.07	-0.07	-0.07	0.00	0.00
TOTAL	0.00	0.00	-0.07	-0.07	-0.07	-0.07	-0.07	-0.07	0.00	0.00
TOTAL	0.00	0.00	431,802.23	431,802.23	431,802.23	431,802.23	431,802.23	431,802.23	0.00	0.00
TOTAL	0.00	0.00	442,525.21	442,525.21	442,525.21	442,525.21	442,525.21	442,525.21	0.00	0.00
TOTAL	0.00	0.00	4,526.46	4,526.46	4,526.46	4,526.46	4,526.46	4,526.46	0.00	0.00
TOTAL	0.00	0.00	349.10	349.10	349.10	349.10	349.10	349.10	0.00	0.00
TOTAL	0.00	0.00	110.50	110.50	110.50	110.50	110.50	110.50	0.00	0.00
TOTAL	0.00	0.00	348.84	348.84	348.84	348.84	348.84	348.84	0.00	0.00
TOTAL	0.00	0.00	572.80	572.80	572.80	572.80	572.80	572.80	0.00	0.00
TOTAL	0.00	0.00	921.64	921.64	921.64	921.64	921.64	921.64	0.00	0.00
TOTAL	0.00	0.00	921.64	921.64	921.64	921.64	921.64	921.64	0.00	0.00
TOTAL	0.00	0.00	589.56	589.56	589.56	589.56	589.56	589.56	0.00	0.00
TOTAL	0.00	0.00	1,511.20	1,511.20	1,511.20	1,511.20	1,511.20	1,511.20	0.00	0.00
TOTAL	0.00	0.00	26,508.71	26,508.71	26,508.71	26,508.71	26,508.71	26,508.71	0.00	0.00
TOTAL	0.00	0.00	44.02	44.02	44.02	44.02	44.02	44.02	0.00	0.00
TOTAL	0.00	0.00	1,737,088.68	1,737,088.68	1,737,088.68	1,737,088.68	1,737,088.68	1,737,088.68	0.00	0.00
TOTAL	0.00	0.00	108,832.88	108,832.88	108,832.88	108,832.88	108,832.88	108,832.88	0.00	0.00
TOTAL	0.00	0.00	6,311,879.43	6,311,879.43	6,311,879.43	6,311,879.43	6,311,879.43	6,311,879.43	0.00	0.00
TOTAL	0.00	0.00	758,884.00	758,884.00	758,884.00	758,884.00	758,884.00	758,884.00	0.00	0.00
TOTAL	0.00	0.00	837,145.78	837,145.78	837,145.78	837,145.78	837,145.78	837,145.78	0.00	0.00
TOTAL	0.00	0.00	2,580,398.07	2,580,398.07	2,580,398.07	2,580,398.07	2,580,398.07	2,580,398.07	0.00	0.00
TOTAL	0.00	0.00	10,488,307.28	10,488,307.28	10,488,307.28	10,488,307.28	10,488,307.28	10,488,307.28	0.00	0.00
TOTAL	0.00	0.00	10,488,307.28	10,488,307.28	10,488,307.28	10,488,307.28	10,488,307.28	10,488,307.28	0.00	0.00
TOTAL	0.00	0.00	10,488,307.28	10,488,307.28	10,488,307.28	10,488,307.28	10,488,307.28	10,488,307.28	0.00	0.00
TOTAL	0.00	0.00	247,382.70	247,382.70	247,382.70	247,382.70	247,382.70	247,382.70	0.00	0.00
TOTAL	0.00	0.00	40,677.03	40,677.03	40,677.03	40,677.03	40,677.03	40,677.03	0.00	0.00
TOTAL	0.00	0.00	31,159.50	31,159.50	31,159.50	31,159.50	31,159.50	31,159.50	0.00	0.00
TOTAL	0.00	0.00	184,599.10	184,599.10	184,599.10	184,599.10	184,599.10	184,599.10	0.00	0.00
TOTAL	0.00	0.00	503,818.33	503,818.33	503,818.33	503,818.33	503,818.33	503,818.33	0.00	0.00
TOTAL	0.00	0.00	503,818.33	503,818.33	503,818.33	503,818.33	503,818.33	503,818.33	0.00	0.00
TOTAL	0.00	0.00	503,818.33	503,818.33	503,818.33	503,818.33	503,818.33	503,818.33	0.00	0.00
TOTAL	0.00	0.00	1,318,748.00	1,318,748.00	1,318,748.00	1,318,748.00	1,318,748.00	1,318,748.00	0.00	0.00

I Cont	SOLD INITIAL		RULAJE CURENTE		RULAJE CUMULATE AN		TOTAL SUME		SOLD FINAL	
	DEBIT	CREDIT	DEBIT	CREDIT	DEBIT	CREDIT	DEBIT	CREDIT	DEBIT	CREDIT
2	0.00	0.00	158,151.00	158,151.00	158,151.00	158,151.00	158,151.00	158,151.00	0.00	0.00
4	0.00	0.00	174,093.00	174,093.00	174,093.00	174,093.00	174,093.00	174,093.00	0.00	0.00
5	0.00	0.00	410,240.00	410,240.00	410,240.00	410,240.00	410,240.00	410,240.00	0.00	0.00
TOTAL	0.00	0.00	2,061,232.00	2,061,232.00	2,061,232.00	2,061,232.00	2,061,232.00	2,061,232.00	0.00	0.00
TOTAL	0.00	0.00	2,061,232.00	2,061,232.00	2,061,232.00	2,061,232.00	2,061,232.00	2,061,232.00	0.00	0.00
1	0.00	0.00	31,274.00	31,274.00	31,274.00	31,274.00	31,274.00	31,274.00	0.00	0.00
2	0.00	0.00	3,803.00	3,803.00	3,803.00	3,803.00	3,803.00	3,803.00	0.00	0.00
4	0.00	0.00	4,185.00	4,185.00	4,185.00	4,185.00	4,185.00	4,185.00	0.00	0.00
5	0.00	0.00	12,919.00	12,919.00	12,919.00	12,919.00	12,919.00	12,919.00	0.00	0.00
TOTAL	0.00	0.00	52,181.00	52,181.00	52,181.00	52,181.00	52,181.00	52,181.00	0.00	0.00
TOTAL	0.00	0.00	52,181.00	52,181.00	52,181.00	52,181.00	52,181.00	52,181.00	0.00	0.00
1	0.00	0.00	328,042.00	328,042.00	328,042.00	328,042.00	328,042.00	328,042.00	0.00	0.00
2	0.00	0.00	39,459.00	39,459.00	39,459.00	39,459.00	39,459.00	39,459.00	0.00	0.00
4	0.00	0.00	43,537.00	43,537.00	43,537.00	43,537.00	43,537.00	43,537.00	0.00	0.00
5	0.00	0.00	134,356.00	134,356.00	134,356.00	134,356.00	134,356.00	134,356.00	0.00	0.00
TOTAL	0.00	0.00	545,394.00	545,394.00	545,394.00	545,394.00	545,394.00	545,394.00	0.00	0.00
TOTAL	0.00	0.00	545,394.00	545,394.00	545,394.00	545,394.00	545,394.00	545,394.00	0.00	0.00
1	0.00	0.00	17,720.00	17,720.00	17,720.00	17,720.00	17,720.00	17,720.00	0.00	0.00
2	0.00	0.00	2,127.00	2,127.00	2,127.00	2,127.00	2,127.00	2,127.00	0.00	0.00
4	0.00	0.00	2,337.00	2,337.00	2,337.00	2,337.00	2,337.00	2,337.00	0.00	0.00
5	0.00	0.00	7,251.00	7,251.00	7,251.00	7,251.00	7,251.00	7,251.00	0.00	0.00
TOTAL	0.00	0.00	29,435.00	29,435.00	29,435.00	29,435.00	29,435.00	29,435.00	0.00	0.00
TOTAL	0.00	0.00	29,435.00	29,435.00	29,435.00	29,435.00	29,435.00	29,435.00	0.00	0.00
1	0.00	0.00	53,624.00	53,624.00	53,624.00	53,624.00	53,624.00	53,624.00	0.00	0.00
2	0.00	0.00	6,450.00	6,450.00	6,450.00	6,450.00	6,450.00	6,450.00	0.00	0.00
4	0.00	0.00	7,116.00	7,116.00	7,116.00	7,116.00	7,116.00	7,116.00	0.00	0.00
5	0.00	0.00	21,961.00	21,961.00	21,961.00	21,961.00	21,961.00	21,961.00	0.00	0.00
TOTAL	0.00	0.00	89,151.00	89,151.00	89,151.00	89,151.00	89,151.00	89,151.00	0.00	0.00
TOTAL	0.00	0.00	89,151.00	89,151.00	89,151.00	89,151.00	89,151.00	89,151.00	0.00	0.00
1	0.00	0.00	2,777,393.00	2,777,393.00	2,777,393.00	2,777,393.00	2,777,393.00	2,777,393.00	0.00	0.00
2	0.00	0.00	1,853.22	1,853.22	1,853.22	1,853.22	1,853.22	1,853.22	0.00	0.00
4	0.00	0.00	618,359.00	618,359.00	618,359.00	618,359.00	618,359.00	618,359.00	0.00	0.00
5	0.00	0.00	231,910.55	231,910.55	231,910.55	231,910.55	231,910.55	231,910.55	0.00	0.00
TOTAL	0.00	0.00	1,094.32	1,094.32	1,094.32	1,094.32	1,094.32	1,094.32	0.00	0.00
TOTAL	0.00	0.00	233,004.87	233,004.87	233,004.87	233,004.87	233,004.87	233,004.87	0.00	0.00
TOTAL	0.00	0.00	233,004.87	233,004.87	233,004.87	233,004.87	233,004.87	233,004.87	0.00	0.00
1	0.00	0.00	233,004.87	233,004.87	233,004.87	233,004.87	233,004.87	233,004.87	0.00	0.00
2	0.00	0.00	2,970.00	2,970.00	2,970.00	2,970.00	2,970.00	2,970.00	0.00	0.00
4	0.00	0.00	11,877,849.90	11,877,849.90	11,877,849.90	11,877,849.90	11,877,849.90	11,877,849.90	0.00	0.00
5	0.00	0.00	21,560.00	21,560.00	21,560.00	21,560.00	21,560.00	21,560.00	0.00	0.00
TOTAL	0.00	0.00	11,899,409.90	11,899,409.90	11,899,409.90	11,899,409.90	11,899,409.90	11,899,409.90	0.00	0.00
TOTAL	0.00	0.00	11,899,409.90	11,899,409.90	11,899,409.90	11,899,409.90	11,899,409.90	11,899,409.90	0.00	0.00
1	0.00	0.00	201,485.51	201,485.51	201,485.51	201,485.51	201,485.51	201,485.51	0.00	0.00
3	0.00	0.00	243,646.37	243,646.37	243,646.37	243,646.37	243,646.37	243,646.37	0.00	0.00
TOTAL	0.00	0.00	2,658.70	2,658.70	2,658.70	2,658.70	2,658.70	2,658.70	0.00	0.00
TOTAL	0.00	0.00	447,790.58	447,790.58	447,790.58	447,790.58	447,790.58	447,790.58	0.00	0.00

Cont	SOLD INITIAL		RULAJE CURENTE		RULAJE CUMULATE AN		TOTAL SUME		SOLD FINAL	
	DEBIT	CREDIT	DEBIT	CREDIT	DEBIT	CREDIT	DEBIT	CREDIT	DEBIT	CREDIT
	0.00	0.00	1,168,189.89	1,168,189.89	1,168,189.89	1,168,189.89	1,168,189.89	1,168,189.89	0.00	0.00
	0.00	0.00	1,840,909.40	1,840,909.40	1,840,909.40	1,840,909.40	1,840,909.40	1,840,909.40	0.00	0.00
	0.00	0.00	3,831,646.17	3,831,646.17	3,831,646.17	3,831,646.17	3,831,646.17	3,831,646.17	0.00	0.00
TOTAL	0.00	0.00	336,173.89	336,173.89	336,173.89	336,173.89	336,173.89	336,173.89	0.00	0.00
TOTAL	0.00	0.00	19,524,119.83	19,524,119.83	19,524,119.83	19,524,119.83	19,524,119.83	19,524,119.83	0.00	0.00
TOTAL	0.00	0.00	19,524,119.83	19,524,119.83	19,524,119.83	19,524,119.83	19,524,119.83	19,524,119.83	0.00	0.00
TOTAL	0.00	0.00	11.57	11.57	11.57	11.57	11.57	11.57	0.00	0.00
01	0.00	0.00	13,981,079.77	13,981,079.77	13,981,079.77	13,981,079.77	13,981,079.77	13,981,079.77	0.00	13,981,079.77
05	0.00	0.00	5,322,878.47	5,322,878.47	5,322,878.47	5,322,878.47	5,322,878.47	5,322,878.47	0.00	5,322,878.47
06	0.00	0.00	8,602.98	8,602.98	8,602.98	8,602.98	8,602.98	8,602.98	0.00	8,602.98
TOTAL	0.00	0.00	19,312,561.22	19,312,561.22	19,312,561.22	19,312,561.22	19,312,561.22	19,312,561.22	0.00	19,312,561.22
TOTAL	0.00	0.00	19,312,561.22	19,312,561.22	19,312,561.22	19,312,561.22	19,312,561.22	19,312,561.22	0.00	19,312,561.22
TOTAL	0.00	0.00	8,602.98	8,602.98	8,602.98	8,602.98	8,602.98	8,602.98	0.00	19,312,561.22
TOTAL	0.00	0.00	331,744.89	331,744.89	331,744.89	331,744.89	331,744.89	331,744.89	0.00	0.00
TOTAL	48,673,852.01	48,673,852.01	127,896,299.11	127,896,299.11	127,896,299.11	127,896,299.11	176,570,151.12	176,570,151.12	68,489,815.09	68,489,815.09

DIRECTOR FINANCIAR CONTABIL
EC. ANCA MUNTEAN

ER
RESAN VASILE



Contul de rezultat patrimonial

Perioada Indicator1 01.01.2015 - 31.12.2015

Perioada Indicator2 01.01.2016 - 30.09.2016

- Lei noi -

Cod	DENUMIRE INDICATOR	VALOARE INDICATOR1	VALOARE INDICATOR2
21	Venituri din impozite ,taxe,contributii de asigurari si alte venituri ale bugetelor	0.00	0.00
22	Venituri din activitati economice	0.00	0.00
23	Finantari ,subventii,transferuri,alocatii bugetare cu destinatie speciala	22,829,550.89	19,644,306.11
24	Alte venituri operationale	0.00	0.00
25	TOTAL VENITURI OPERATIONALE	22,829,550.89	19,644,306.11
26	Salariile si contributiile sociale aferente angajatilor	13,679,091.40	13,769,518.61
27	Stocuri,consumabile, lucrari si servicii executate de terti	7,205,008.20	5,719,401.72
28	Chelt. de capital, amortizari si provizioane	328,366.97	233,004.87
29	Alte chelt. operationale	0.00	0.00
30	Total cheltuieli din activitatea operationala	21,212,466.57	19,721,925.20
31	Excedent din activitatea operationala	1,617,084.32	-77,619.09
32	Deficit din activ.operationala	-1,617,084.32	77,619.09

Utilizator: EC. MUNTEAN ANCA

Bilant

Perioada Indicator1 01.01.2015 - 31.12.2015

Perioada Indicator2 01.01.2016 - 30.09.2016

- Lei noi -

Cod	DENUMIRE INDICATOR	VALOARE INDICATOR1	VALOARE INDICATOR2
1	Active fixe necorporale	0.04	8,041.16
2	Instalatii tehnice,mijloace de transport, animale, plantatii, mobilier,aparatura birotica si alte ac	3,021,770.87	2,919,577.63
3	terenuri si cladiri	21,580,932.69	21,582,372.69
4	Total active necurente	24,602,703.60	24,509,991.48
7	Stocuri	2,164,607.89	2,208,533.17
8	Creante din opratiuni comerciale, avansuri si alte decontari	1,911,213.54	1,689,653.63
9	Creante din operatiuni comerciale si avansuri	1,910,213.54	1,687,453.63
10	Total creante curente	1,911,213.54	1,689,653.63
11	Conturi la trezorerie, casa,alte valori, avansuri trezorerie	6,700.19	19,862,865.60
12	Conturi la institutii de credit, casa, avansuri de trezorerie	24,500.01	51,723.01
13	Total disponibilitati	31,200.20	19,914,588.61
14	Total active curente	4,107,021.63	23,812,775.41
15	Total active	28,709,725.23	48,322,766.89
16	Datorii comerciale, avansuri si alte decontari	22,362.97	365,169.03
17	Datorii comerciale si avansuri	22,362.97	355,481.43
18	Datorii catre bugete	576,285.00	709,103.00
19	Datoriile institutiilor publice catre bugete	576,285.00	709,103.00
20	Salariile angajatilor si contributiile aferente	747,877.01	953,335.01
21	Contributii sociale	435,844.00	535,035.00
22	Total datorii curente	1,346,524.98	2,027,607.04
23	Total datorii	1,346,524.98	2,027,607.04
24	Active nete	27,363,200.25	46,295,159.85
25	Rezerve fonduri	35,867,558.87	35,854,556.74
26	Rezultatul reportat (ct117-sold creditor)	5,024,252.48	7,323,335.44
27	Rezultatul reportat (ct.117-sold debtor)	0.00	0.00
28	Rezultatul patrimonial al exercitiului (ct.121-sold creditor)	2,291,548.40	0.00
29	Rezultatul patrimonial al exercitiului (ct.121-sold debtor)	0.00	474,688.15
36	Total capitaluri proprii	55,914,958.24	74,826,381.15

A 662.138