

**RAPORT EXPLICATIV  
PRIVIND DAREA DE SEAMA CONTABILĂ  
INCHEIATA LA DATA DE 30.06.2016**

CONSILIUL JUDEȚEAN CLUJ REGISTRATURA GENERALĂ	
Nr. anexe	17012
Data	18. IUL. 2016

**Prezentare Generala – Spitalul Clinic de Pneumoftiziologie Leon Daniello Cluj**

**Denumire, Sediul :** Spitalul Clinic de Pneumoftiziologie Leon Daniello, Cluj- Napoca,  
str. B.P. Hasdeu nr. 6 , cod postal : 400371

**Telefon Centrala :** 0264-597453

**Manager spital ; dr. Vasile Muresan :** tel / fax 0264- 592176 ,

**Director medical ;Dr.Boldeanu Daniela;**

**Director financiar contabil ; ec. Muntean Anca Elena ;** tel / fax 0264- 591263 ,

e-mail : [spital\\_pneumo@yahoo.com](mailto:spital_pneumo@yahoo.com)

website : [www.pneumocluj.ro](http://www.pneumocluj.ro)

**Structura Organizatorica :**

Spitalul are in structura 230 de paturi din care :

- 3 sectii clinice de pneumologie cu 140 de paturi din care 29 paturi TBC .
- O sectie de chirurgie toracica cu 30 de paturi din care 5 paturi compartiment ATI, singura sectie de profil din centrul universitar Cluj .
- Sectia Sanatoriala Pneumologie - TBC Savadisla cu 60 de paturi ( situat in comuna Savadisla la 20 km de Cluj )
- Laboratorul Clinic de Analize Medicale cu compartimentele de Hematologie, Biochimie, Micologie, Bacteriologia Non-Tuberculoasa , Citologie , Bacteriologia Tuberculozei. Performantele laboratorului au fost apreciate de catre expertii Organizatiei Mondiale a Sanatatii care ne-au vizitat incepand cu anul 1995. Rezultatele excelente au recomandat Laboratorul pentru numirea ca Laborator National de Referinta pentru micobacterii (OMS 733/1997; OMS 91/2002; HG 292/2007 ). Laboratorul de analize medicale a fost dotat in decursul timpului cu echipament modern, circuitele au fost refacute astfel incat sa se realizeze cerintele standardului SREN ISO/CEI 17025/2007. Pentru activitatile desfasurate in compartimentul de bacteriologie a tuberculozei laboratorul este acreditat RENAR din anul 2007 si reacreditat conform standard SREN ISO/CEI 15189/2007 din decembrie 2011 pentru activitatile referitoare la diagnosticul bacteriologic al tuberculozei ( microscopie , cultura si antibiograma).
- Laboratorul de Bronhologie, dotat cu aparatura video-endoscopica moderna care desfasoara activitati diagnostice si terapeutice, fiind singurul Laborator de profil din Centrul Universitar Cluj .
- Laboratorul de Radiologie si Imagistica Medicala, dotat cu 3 aparate noi de radiologie
- Laboratorul de Explorari functionale
- Dispensarul TBC Cluj, functioneaza cu 3 cabinete de consultatii adulti, un cabinet consultatii copii , compartiment de radiologie si un punct de laborator pentru diagnostic bacteriologic al tuberculozei. Dispensarul TBC are rol de for metodologic judetean in activitatile de profil

Spitalul Clinic de Pneumoftiziologie „Leon Daniello” Cluj-Napoca constituie în același timp bază de învățământ și cercetare științifică medicală care consolidează calitatea actului medical cu respectarea drepturilor pacienților, a eticii și deontologiei medicale.

Spitalul Clinic de Pneumoftiziologie „Leon Daniello” Cluj-Napoca asigură prin secțiile clinice și serviciile din structură asistență medico-chirurgicală complexă, curativă, preventivă și de recuperare a pacienților cu afecțiuni respiratorii non-tuberculoase (BPOC, Astm bronșic, patologii tumorale maligne și benigne, pleurezii, supurații bronho-pulmonare, etc.) din Județul Cluj și județele limitrofe.

Sectia Clinica de Chirurgie Toracica asigura asistenta medicala curativa pentru pacientii cu tumori maligne si benigne, pneumotorax, traumatisme toracice, etc. asigurand prin linia de garda permanenta in acest domeniu si colaborand cu Unitatea de Primiri Urgente (UPU) a Spitalului Clinic Judetean Cluj.

### **Structura de Personal :**

Spitalul functionaza cu un numar de 351 de angajati, din care : 35 medici, 131 medici rezidenti, 88 personal mediu sanitar ( asistente medicale, registratori medicali, statistica medicala ), 46 personal auxiliar sanitar (infirmiere, ingrijitoare, brancardier), 32 muncitori ( paza, intretinere centrala termica, statie oxigen, statie clorinare, statie epurare, spalatoarea, lenjerese, ingrijitor spatii verzi si curatenie, bloc alimentar, birouri si cabinete etc.), 2 farmacisti, 1 psiholog, 1 preot, 15 personal TESA.

### **Principii, politici si metode contabile**

Contabilitatea institutiei noastre este organizată și condusă cu respectarea strictă a principiilor de bază a contabilității, conform prevederilor Legii contabilității nr. 82/1991 (republicată cu modificările și completările ulterioare), OMF 1.917/2005 pentru aprobarea Normelor metodologice privind organizarea și conducerea contabilității instituțiilor publice, operațiunile economico-financiare, fiind consemnate în documente legale și contabilizate corect.

Scopul politicilor contabile este de a stabili metode contabile (metode detaliate de evaluare, măsurare, și constatare) alese dintr-un cadru general acceptate de legislația în vigoare, care să fie utilizate permanent și care să ofere o imagine fidelă a instituției publice, a poziției sale financiare, a performanțelor sale și a evoluției poziției sale financiare.

Evidența contabilă este condusă de personal calificat și autorizat, în conformitate cu Legea contabilității nr.82/1991 cu modificările ulterioare, operațiunile economice derulate în cursul anului sunt evidențiate în contabilitate cronologic și sistematic în baza documentelor justificative.

Contabilitatea institutiei se tine în partida dubla și urmarește să asigure informații ordonatorilor de credite cu privire la executia bugetelor de venituri și cheltuieli, patrimoniul aflat în administrare cât și informații privind performanțele financiare și fluxurile de trezorerie.

Contabilitatea analitică este organizată conform normelor contabile, întocmindu-se bilanțul analitic pentru conturile de furnizori, creanțe, clienți, debitori, materiale.

Datele din contabilitatea analitică se preiau în contabilitatea sintetică după care se întocmește bilanțul de verificare.

Reglementări contabile aplicate la întocmirea și prezentarea situațiilor financiare la data de 31 decembrie 2014

Ordin.1780/19.12.2014

Legea contabilității; nr.82 /1991 republicată,

- Ordinul Ministerului Finanțelor Publice nr.1917/2005
- Ordinul Ministerului Finanțelor Publice nr. 2985 / 16.12.2011
- Ordinul 479 / 05.04.2012

Situațiile financiare prezentate cuprind :

- Anexa 1 "Bilant "
- Anexa 2 "Contul de rezultat patrimonial "
- Anexa 3 "Situatia fluxurilor de trezorerie "
- Anexa 4 " Situatie fluxurilor de trezorerie ( Banci )
- Anexa 7 si 11 "Contul de executie a bugetului institutiilor publice – Cheltuieli "
- Anexa 9 "Contul de executie a bugetului institutiilor publice – Venituri "
- Anexa 14 b "Disponibil din mijloace cu destinatie speciala "
- Anexa 34 "Situatie modificarilor in structura activelor nete/capitalurilor
- Anexa 35a "Situatie activelor amortizabile"
- Anexa 35b "Situatie activelor neamortizabile"
- Anexa 40 b " Situatie activelor si datoriilor financiare ale institutiilor publice "
- Situatie soldurilor conturilor de Trezorerie .
- Raportul privind exercitarea controlului financiar preventiv propriu
- Balanta de verificare la data de 30.06.2016
- Note explicative
- Raport explicativ
- Declaratie cu prevederile art. 30 din legea contabilitatii 82/1991
- Situatie sintetica a rezultatelor autoevaluarii.
- OMFP NR.4075 / 18.12.2015 –Norme metodologice privind incheierea exercitiului bugetar al anului 2015.

Au fost respectate Normele metodologice privind conducerea contabilității și întocmirii bilanțului contabil și a situațiilor financiare conform Ordinului nr.2985/16.12.2011 și 479 / 05.04.2012, în conformitate cu următoarele principii contabile:

- *Principiul continuității activității* – Spitalul își va continua activitatea de asistență medicală în mod normal, fără reducerea semnificativă a acesteia .
  - *Principiul permanenței metodelor și a comparabilității informațiilor* – s-au aplicat aceleași reguli, metode, norme privind evaluarea, înregistrarea în contabilitate a elementelor patrimoniale, asigurând comparabilitatea în timp a informațiilor .
  - *Principiul prudenței* – evaluarea s-a făcut pe o bază prudentă
    - Metoda de evaluare a activelor fixe și circulante :
      - evaluarea clădirilor s-a efectuat de către un expert autorizat în anul 2008 și în anul 2011;
      - evaluarea terenurilor nu s-a efectuat , din lipsa de fonduri iar suprafața terenului dat în administrare spitalului nostru de către Consiliul Județean Cluj, nu este delimitat de terenul ce aparține de Spitalul Județean de Urgență Cluj .
  - *Principiul contabilității pe baza de angajamente* – au fost luate în considerare toate veniturile și cheltuielile exercitiului, fără a se ține seama de data încasării sau de efectuarea plății;
  - *Principiul evaluării separate a elementelor de activ și de datorii* – elementele de activ și de datorii au fost evaluate separat .
- Debitorii înregistrați în evidența contabilă sunt cerți și reflectă corect debitele, stabilite conform prevederilor legale ;
- Creanțele înregistrate în evidența contabilă sunt certe și au fost constituite conform prevederilor legale ;
- *Principiul intangibilității exercitiului* – Soldurile existente la 31.12.2012 au fost preluate corect în luna ianuarie 2014, verificându-se acestea în primele luni ale anului 2014
  - *Principiul necompensării* – Nu s-au efectuat compensări între conturile bilanțiere și nici între conturile de venituri și cheltuieli ; Conturile reprezentând creanțele și obligațiile au fost inventariate și analizate constatându-se că acestea sunt reale, certe și neprescrise ; Obligațiile de

plată către terți (furnizori) sunt obligații de plată curente ce urmează a fi onorate la termenele de scadență ;

Spitalul nu are datorii restante (arierate).

- *Principiul materialității (pragului de semnificație)* – la întocmirea situațiilor financiare au fost luate în considerare toate elementele semnificative și nesemnificative .
- *Principiul prevalenței economice asupra juridicului* – informațiile prezentate în situațiile financiare reflectă realitatea economică a evenimentelor, nu numai forma lor juridică, așa cum reiese din documentele justificative;

Contul de rezultat patrimonial reflectă fidel veniturile și cheltuielile aferente perioadei raportate ;

Moneda de raportare : Situațiile financiare sunt întocmite în lei .

Metoda de amortizare a activelor fixe : prin amortizare liniară

Politica de împrumuturi , existența contractelor de leasing ; - nu este cazul

Înregistrarea castigurilor și pierderilor de curs valutar ; nu este cazul .

Execuția bugetului de venituri și cheltuieli al instituției s-a efectuat cu respectarea prevederilor Legii nr. 500/11.07.2002 privind finanțele publice, precum și a Ordinului MF nr. 1.792/24.12.2002 privind angajarea, lichidarea, ordonanțarea și plata cheltuielilor bugetare ;

Operațiunile patrimoniale ale instituției au fost înregistrate în evidența contabilă numai după ce acestea au fost supuse vizei de control financiar preventiv, exercitată conform prevederilor OMF nr. 923/16.04.2003 ;OMF NR.4075/2015.

Manager  
Dr. Vasile Muresan



3ex.MA/MV

Director Financiar Contabil  
Ec. Muntean Anca Elena

**NOTA EXPLICATIVA**  
**Privind cresterile Semnificative ale sumelor raportate in**  
**Bilantul incheiat la 30.06.2016**

**Analiza soldurilor din „ Bilant”**

Randul 22 – Creante comerciale si avansuri – la 30.06.2016 prezinta un sold final de 1.785.690 lei reprezentand soldul conturilor:

- Ct.411 « Clienti » prezinta un sold final debitor de 1.730.175,47 lei, din care servicii medicale CAS Cluj 1.485.351,26 lei, Programe de Sanatate de la Directia de Sanatate Publica Cluj suma de 111.576,66 diferenta de 133.247,55 lei reprezinta servicii medicale interclinice pe anul 2015 -2016 de la restul spitalelor, studii clinice.
- Ct.461 « Debitori » prezinta un sold final de 55.514,62 lei , suma de 39.764 reprezentand debitori din sume achitate pentru concedii medicale pentru care fondul constituit conform dispozitiilor legale nu a fost suficient, suma de 15.751,62 reprezinta sume ce urmeaza a fi incasate de la debiroti din accidente rutiere si vatamari corporale.

Randul 61 – Datorii comerciale si avansuri – la 30.06.2016 prezinta un sold final de 561.841 lei, reprezentand soldul conturilor :

- Ct. 401 « Furnizori » la sfarsitul perioadei prezinta un sold creditor de 523.496,51 lei reprezentand datorii curente ,facturi inregistrate pana la 30.06.2016 ce urmeaza a fi achitate in cursul lunii iunie 2016.
- Ct.462 <Creditori> la sfarsitul perioadei prezinta un sold creditor de 15.751,62 lei, suma de 15.751.62 reprezentand creditori din vatamari corporale si accidente rutiere 2016.

Randul 63.1-Contributii sociale-la 30.06.2016 prezinta un sold final de 476.063 lei reprezentand soldul conturilor :

- Ct.431<Asigurari sociale> la sfarsitul perioadei prezinta un sold creditor 464.863 lei , reprezentand asigurari sociale si contributii aferente pentru luna iunie 2016 care se vor achita in luna iulie 2016.
- Ct.437 «Asigurari pentru somaj » la sfarsitul perioadei prezinta sold creditor de 11.200 lei reprezentand asigurari sociale si contributii aferente pentru luna iunie 2016 care se vor achita in luna iulie 2016.
- Ct.444 « Impozit pe venituri din salarii » la sfarsitul perioadei prezinta sold creditor 154.276 lei reprezentand impozit pe salarii si contributii aferente pentru luna iunie 2016 care se vor achita in luna iulie 2016.

Randul 72 – Salariile angajatilor si contributiile aferente » - la 30.06.2016 prezinta un sold final creditor de 855.308 lei, care reprezinta salariile angajatilor si contributiile aferente pentru luna iunie 2016 , care se vor achita in luna iulie 2016.

La sfarsitul trimestrului II 2016 ,unitatea noastra nu inregistreaza datorii care depasesc termenul prevazut de lege sau contract .

Manager,  
Dr.Vasile Muresan



Director Financiar Contabil  
Ec.Muntean Anca Elena

## BILANT

incheiat la 30.06.2016


- lei -

Nr. rand	Denumirea indicatorilor	Cod	Sold la:	
			inceputul anului	sfarsitul perioadei
A	B	C	1	2
	Active fixe necorporale (ct.2030000+2050000+2060000+2080100+2080200+ 2330000 -2800300-2800500-2800800-2900400-2900500-2900800-2930100*)	03		3240
	Instalatii tehnice, mijloace de transport, animale, plantatii, mobilier, aparatura birotica si alte active corporale (ct.2130100+2130200+2130300+2130400+2140000+2310000 -2810300-2810400-2910300-2910400-2930200*)	04	3021771	2891695
	Terenuri si cladiri (ct. 2110100+2110200+2120101+2120102+2120201+2120301+2120401+2120501+2120601+2120901+2310000-2810100-2810200 -2910100-2910200-2930200)	05	35550486	35551926
	TOTAL ACTIVE NECURENTE (rd.03+04+05+06+07+09)	15	38572257	38446861
	Stocuri (ct.3010000+3020100+3020200+3020300+3020400+ 3020500+ 3020600+ 3020700+3020800+3020900+ 3030100+3030200+ 3040100+ 3040200+3050100+ 3050200+3070000+3090000+ 3310000+ 3320000+ 3410000+3450000+3460000+3470000+ 3490000+ 3510100+ 3510200+3540100+ 3540500+3540600+ 3560000+ 3570000+ 3580000+ 3590000+3610000+ 3710000+ 3810000+/-3480000+/-3780000-3910000 -3920100-3920200 -3930000-3940100-3940500-3940600-3950100-3950200-3950300- 3950400-3950600-3950700-3950800-3960000-3970000-3980000)	19	2164608	2263016
	Creante din operatiuni comerciale, avansuri si alte decontari (ct.2320000+2340000+4090101+4090102+4110101+ 4110108+ 4130100+ 4180000+4250000+4280102+ 4610101+ 4610109 +4730109**+4810101+ 4810102+ 4810103+4810200+ 4810300+4810900+ 4820000+ 4830000 + 4890101+4890301- 4910100- 4960100+5120800), din care:	21	1911214	1786190
	Creante comerciale si avansuri (ct.2320000+2340000+4090101+4090102+ 4110101+ 4110108+ 4130100 +4180000+4610101-4910100 - 4960100), din care :	22	1910214	1785690
	Împrumuturi pe termen scurt acordate (ct.2670101+2670102+2670103+2670104+2670105+ 2670108+ 2670601 +2670602+ 2670603+2670604+ 2670605+ 2670609+ 4680101+ 4680102 +4680103+ 4680104 +4680105+4680106+ 4680107+ 4680108+ 4680109 + 4690103+4690105+ 4690106+ 4690108+ 4690109)	27		100000
	Total creante curente (rd. 21+23+25+27)	30	1911214	1886190
	Conturi la trezorerie, casa în lei (ct. 5100000+5120101+5120501+5130101+5130301+5130302+5140101 +5140301+5140302+5150101+5150103+5150301+5150500+5150600+5160101+5160301+5160302+5170101+5170301+5170302+5200100+5210100+5210300+5230000+5250101+5250102+5250301+5250302+5250400+5260000+5270000+5280000+5290101+5290201+5290301+5290400+5290901+5310101+5500101+5520000+5550101+5550400+5570101+5580101+5580201+5590101+5600101+5600300+5600401+5610101+5610300+5620101+5620300+5620401+5710100+5710300+5710400+5740101+5740102+5740301+5740302+5740400+5750100+5750300+5750400-7700000)	33	1857068	2748853
	Dobânda de încasat, alte valori, avansuri de trezorerie	33.1	239	244

A	B	C	1	2
	(ct.5180701+5320100+5320200+5320300+5320400+ 5320500+5320600+ 5320800+5420100)			
	Conturi la institutii de credit, BNR, casa în valuta (ct. 5110101+5110102+5120102+5120402+5120502+5130102+5130202+5140102+5140202+5150102+5150202+5150302+5160102+5160202+5170102+5170202+5290102+5290202+5290302+5290902+5310402+5410102+5410202+5500102+5550102+5550202+5570202+5580102+5580202+5580302+5580303+5590102+5590202+5600102+5600103+5600402+5610102+5610103+5620102+5620103+5620402)	35	24500	45531
	Total disponibilitati si alte valori (rd.33+33.1+35+35.1)	40	1881807	2794628
	TOTAL ACTIVE CURENTE (rd.19+30+31+40+41+41.1+42)	45	5957629	6943834
	TOTAL ACTIVE (rd.15+45)	46	44529886	45390695
	Datorii comerciale, avansuri si alte decontari (ct.2690100+4010100+4030100+4040100+4050100+ 4080000+ 4190000+ 4620101+4620109 +4730109+ 4810101+4810102+ 4810103+4810200+ 4810300+ 4810900+4820000+ 4830000+4890201+ 5090000+ 5120800), din care:	60	22363	571529
	Datorii comerciale si avansuri (ct. 4010100+4030100+4040100+4050100+ 4080000+ 4190000+ 4620101), din care:	61	22363	561841
	Datorii catre bugete (ct. 4310100+4310200 + 4310300 + 4310400 + 4310500+ 4310700+ 4370100 + 4370200 + 4370300 + 4400000+4410000+ 4420300 + 4420800 + 4440000 + 4460000 +4480100 +4550501 + 4550502+ 4550503+4620109+ 4670100+ 4670200 + 4670300 + 4670400 + 4670500+ 4670900+ 4730109+4810900+ 4820000), din care:	62	576285	630339
	Contributii sociale (ct.4310100+4310200+4310300+4310400+4310500+4310700+4370100+4370200+4370300)	63.1	435844	476063
	Împrumuturi pe termen scurt - sume ce urmeaza a fi platite într-o perioada de pâna la un an (ct.5180601+5180603+5180604+5180605+5180606 + 5180608+ 5180609+5180800+5190101+5190102 + 5190103+ 5190104+ 5190105+ 5190106+ 5190107+ 5190108+5190109+5190110+ 5190180+ 5190190 )	70		100000
	Salariile angajatilor (ct.4210000+4230000+4260000+4270100+4270300+4280101)	72	747878	855308
	TOTAL DATORII CURENTE (rd.60+62+65+70+71+72+73+74+75)	78	1346526	2157176
	TOTAL DATORII (rd.58+78)	79	1346526	2157176
	ACTIVE NETE = TOTAL ACTIVE – TOTAL DATORII = CAPITALURI PROPRII (rd.80= rd.46-79 = rd.90)	80	43183360	43233519
	Rezerve, fonduri (ct.1000000+1010000+1020101+1020102+1030000+ 1040101+1040102+1050100+1050200+1050300+1050400+ 1050500+1060000+1320000+1330000+1390100)	84	35867560	35854557
	Rezultatul reportat (ct.1170000- sold creditor)	85	5024252	7326904
	Rezultatul patrimonial al exercitiului (ct.1210000- sold creditor)	87	2291548	52058
	TOTAL CAPITALURI PROPRII (rd.84+85-86+87-88)	90	43183360	43233519

Manager

Dr. Muresan Vasile



Director Financiar Contabil

Ec.Muntean Anca Elena

## CONTUL DE REZULTAT PATRIMONIAL

la data de 30.06.2016

-lei-

Cod 02

Nr. crt	Denumirea indicatorilor	Cod rand	An precedent	An curent
A	B	C	1	2
2.	Venituri din activitati economice (ct.7210000+7220000+7510100+7510200+/-7090000)	03	11,075,717	13,000,941
3.	Finantari, subventii, transferuri, alocatii bugetare cu destinatie speciala (ct. 7510500+7710000+7720100+7720200+7730000+7740100+7740200+7750000+7760000+7780000+7790101+790109)	04	259,770	269,257
4.	Alte venituri operationale (ct.7140000+7180000+7500000+7510300+7510400+7810200+7810300+7810401+7810402+7770000)	05	1,980	1,992
	TOTAL VENITURI OPERATIONALE (rd.02+03+04+05)	06	11,337,467	13,272,190
1.	Salariile si contributiile sociale aferente angajatilor (ct.6410000+6420000+6450100+6450200+6450300+ 6450400+ 6450500+6450600+6450800+6460000+6470000)	08	6,467,528	8,972,414
2.	Subventii si transferuri (ct.6700000+6710000+6720000+6730000+6740000+ 6750000+ 6760000+ 6770000+6780000+6790000)	09	247,810	344,190
3.	Stocuri, consumabile, lucrari si servicii executate de terti (ct.6010000+6020100+6020200+6020300+6020400+ 6020500+ 6020600+6020700+6020800+6020900+6030000+6060000+6070000+6080000+6090000+6100000+6110000+ 6120000+6130000+6140000+6220000+6230000+6240100+ 6240200+6260000+6270000+6280000+6290100)	10	3,646,101	3,749,071
4.	Cheltuieli de capital, amortizari si provizioane (ct.6290200+6810100+6810200+6810300+6810401+6810402+6820101+6820109+6820200+ 6890100+ 6890200)	11	137,228	153,749
	TOTAL CHELTUIELI OPERATIONALE (rd.08+09+10+11+12)	13	10,498,667	13,219,424
	- EXCEDENT (rd.06- rd.13)	15	838,800	52,766
IV.	VENITURI FINANCIARE (ct. 7630000+7640000+7650100+7650200+7660000+7670000+7680000+7690000+7860300+7860400)	17	1,056	
V.	CHELTUIELI FINANCIARE (ct. 6630000+6640000+6650100+6650200+6660000+6670000+6680000+6690000+6860300+6860400+6860800)	18	207	708

A	B	C	1	2
	- EXCEDENT (rd.17- rd.18)	20	849	
	- DEFICIT (rd.18- rd.17)	21		708
	- EXCEDENT (rd.15+20-16-21)	23	839,649	52,058
	- EXCEDENT (rd. 23+28-24-29)	31	839,649	52,058

**Manager**

**Dr. Muresan Vasile**



**Director Financiar Contabil**

**Ec.Muntean Anca Elena**



DENUMIREA INDICATORULUI	Cod rand	TOTAL	CASA ct 5310101	Buget de stat *) ct. 5200100/ 7700000	Buget local ct. 5210100/ 7700000	Buget asigurarilor sociale de stat ct. 5250101+ 7700000	Buget asigurarilor pentru somaj ct. 5740102/ 7700000	Buget Fond national de asigurari sociale de stat ct. 5710101+ 7700000	Buget Fond pentru mediu 5750100/ 7700000	Buget Zoreriei si statului ct. 5240100/ 7700000	Buget institutiilor publice finantate integral din venituri proprii 5600101/ 7700000	Buget institutiilor publice finantate din venituri proprii si suventii 5610101/ 7700000	Buget activitati finantate din venituri proprii si buget privatizate 5620101/ 7700000	Buget imprumuturi externe si 5130101+ 5140101+ 5160101+ 5170101/ 7700000	Buget fonduri externe neramb (sursaD) 5150103/ 7700000	Alte disponibilitati (ct.5xx)	
	A	1	2	3	4	5	6	7	8	9	10	11	12	13	14	15	
VI. NUMERAR SI ECHIVALENT DE NUMERAR LA SFÂRSITUL PERIOADEI (rd.13+rd.14+14.1-14.2-14.3)	B 15	2748853	1072								2747781						

La unitatile de invatamant preuniversitar coloana 3 nu se aduna in coloana 1 -Total

\*) Randurile 14.1 "Sume recuperate din excedentul anului precedent" se completeaza pentru bugetele locale, institutiilor publice finantate integral sau partial din venituri proprii, activitatilor proprii, fondurilor externe nerambursabile (sursa 08/D) in situatia existentei unui buget de venituri si cheltuieli, activ. de privatizare, Fondului de mediu astfel:

- cu sume recuperate din excedentul anilor precedenti;
- cu sume virate din fondul spitalei, in excedentul bugetului de venituri proprii al unitatii sanitare publice
- cu sume utilizate din excedentul anului precedent/sume transferate din excedent pentru constituirea de depozite in trezorerie" se completeaza astfel: Pentru bugetele locale, institutiilor publice finantate integral sau partial din venituri proprii, activitatilor proprii finantate integral din venituri proprii, activitatilor proprii finantate din excedentul nerambursabile (sursa 08/D) in situatia existentei unui buget de venituri si cheltuieli, activitatii de privatizare, Fondului de mediu-cu sumele utilizate din excedentul anului precedent pentru efectuarea de cheltuieli, acoperirea golurilor temporare de casa;
- pentru bugetul institutiilor publice finantate integral din venituri proprii si bugetul activitatilor finantate integral din venituri proprii - cu sumele transferate din excedent la bugetul local
- pentru bugetul asigurarilor sociale de stat, bugetul Fondului national unic de asigurari sociale de sanatate, bugetul Fondului de mediu, bugetul institutiilor publice finantate integral din venituri proprii, bugetul activitatii de privatizare si bugetul activitatii de privatizare de depozite in trezorerie.
- externe nerambursabile (sursa 08/D) in situatia existentei unui buget de venituri si cheltuieli - cu sume transferate din excedent pentru constituirea de depozite in trezorerie.

\*\*\*) Randul 14.3 "Sume transferate din disponibilitati neutilizate la finele anului precedent" se completeaza pentru bugetul fondurilor externe nerambursabile (sursa 08/D) in situatia existentei doar a buget de cheltuieli, bugetul creditorilor intarziati, bugetul creditorilor externe - cu sumele transferate la inceputul anului din disponibilitati neutilizate la finele anului precedent.

**Viza trezorerie**



**Conducatorul compartimentului financiar-contabil**

MUNTEAN ANCA

*[Signature]*



**Conducatorul institutiei**

MURESAN VASILE

*[Signature]*

**SPITALUL CLINIC DE PNEUMOFIZIOLOGIE "LEON DANIELLO" CLUJ-  
NAPOCA**

Nr.2929 /11.07.2016

**Catre,**

**Consiliul Judetean Cluj-Napoca**

**Serviciul Contabilitate**

Va trimitem componenta soldului la casa 5311:

**Suma de 1072,27 lei:**

- Art 20.01.05 – 42,71 lei
- art.20.01.06 - 22 lei
- art.20.01.07 – 394,90 lei
- art.20.01.08 – 150,60 lei
- art.20.01.30 – 107,95 lei
- art.20.30.03 – 168,54 lei
- art.20.06.01 – 185,57 lei

**Manager,  
Dr.Vasile Muresan**




**Director Financiar Contabil  
Ec.Muntean Anca Elena**

**Cont de executie buget local  
institutii publice la data de 30-JUN-16**

An 2016 Trezorerie Mun. Cluj Napoca  
4354540 SPITAL CLINIC PNEUMO CLUJ

Sursa de finantare: F Integral venituri proprii

Venituri/Cheltuieli	Cod	Credite	Incasari/Plati	Disponibil
<b>Veniturile bugetelor locale</b>		<b>0.00</b>	<b>13,266,990.53</b>	<b>0.00</b>
Venituri din proprietate	300000	0.00	933.88	0.00
Venituri din concesiuni si inc	300500	0.00	933.88	0.00
Alte venituri din concesiuni s	300530	0.00	933.88	0.00
Venituri din prestari de servi	330000	0.00	13,152,854.63	0.00
Venituri din prestari de servi	330800	0.00	323,084.73	0.00
Venituri din contractele inche	332100	0.00	9,409,819.13	0.00
Venituri din contractele inche	333000	0.00	3,240,391.37	0.00
Venituri din contractele inche	333100	0.00	179,559.40	0.00
Diverse venituri	360000	0.00	5,062.02	0.00
Alte venituri	365000	0.00	5,062.02	0.00
Transferuri voluntare, altele	370000	0.00	6,700.00	0.00
Donatii si sponsorizari	370100	0.00	6,700.00	0.00
Varsaminte din sectiunea de fu	370300	0.00	-4,320.00	0.00
Varsaminte din sectiunea de fu	370400	0.00	4,320.00	0.00
Alte operatiuni financiare	410000	0.00	100,000.00	0.00
Sume din excedentul anului pre	410600	0.00	100,000.00	0.00
Subventii de la alte administr	430000	0.00	1,440.00	0.00
Subventii din bugetele locale	431400	0.00	1,440.00	0.00
<b>Cheltuielile bugetelor locale</b>		<b>17,165,580.00</b>	<b>12,269,577.84</b>	<b>4,896,002.16</b>
Sanatate	660000	17,165,580.00	12,269,577.84	4,896,002.16
TITLUL I CHELTUIELI DE PERSON	660000100000	10,834,570.00	8,866,787.85	1,967,782.15
TITLUL II BUNURI SI SERVICII	660000200000	5,503,740.00	3,052,839.99	2,450,900.01
TITLUL XI ALTE CHELTUIELI	660000590000	516,000.00	344,190.00	171,810.00
TITLUL XIII ACTIVE NEFINANCIAR	660000710000	311,270.00	5,760.00	305,510.00
<b>EXCEDENT/DEFICIT</b>		<b>0.00</b>	<b>997,412.69</b>	<b>0.00</b>



**CONFORM CU ORIGINALUL**

*[Handwritten signature]*

## EXECUTIA CONTURILOR BUGETARE SI DE DISPONIBILITATI

1a: SPITALUL CLINIC DE PNEUMO LEON DANIELLO CLUJ

- lei

COD FISCAL: 4354540		DATA: 30.06.2016			
COD CONT/SURSA INDICATOR/SECTIUNE	DENUMIRE CONT / INDICATOR	CREDITE DESCHISE / VENITURI	PLATI EFECTUATE (CHELTUIELI)	DISPONIBIL (credite-chelt/venituri-chelt)	
21	F 370400	D Varsaminte din sectiunea de functionare	4.320,00	,00	,00
21	F 431400	D Subventii din bugetele locale pentru finantarea c	1.440,60	,00	,00
21	F 300530	F Alte venituri din concesiuni si inchirieri de catr	933,88	,00	,00
21	F 330800	F Venituri din prestari de servicii	323.084,73	,00	,00
21	F 332100	F Venituri din contractele incheiate cu casele de as	9.409.819,13	,00	,00
21	F 333000	F Venituri din contractele incheiate cu directiile d	3.240.391,37	,00	,00
21	F 333100	F Venituri din contractele incheiate cu directiile d	179.559,40	,00	,00
21	F 365000	F Alte venituri	5.062,02	,00	,00
21	F 370100	F Donatii si sponsorizari	6.700,00	,00	,00
21	F 370300	F Varsaminte din sectiunea de functionare pentru fin	4.320,00	,00	,00
21	F 410600	F Sume din excedentul anului precedent pentru acoper	100.000,00	,00	,00
24	<b>F 660000710000</b>	<b>D Sanatate - TITLUL XIII ACTIVE NEFINANCIARE (71.01+</b>	<b>311.270,00</b>	<b>5.760,00</b>	<b>305.510,00</b>
24	F 660601710102	D Spitale generale - Masini, echipamente si mijloace	,00	1.440,00	,00
24	F 660601710130	D Spitale generale - Alte active fixe	,00	4.320,00	,00
24	F	<b>D Total disp.(ven-ch)ct: 24 sursa: F sectiune: D</b>	<b>5.760,00</b>	<b>5.760,00</b>	<b>,00</b>
24	F	<b>D Total (desch-ch)ct: 24 sursa: F sectiune: D</b>	<b>311.270,00</b>	<b>5.760,00</b>	<b>305.510,00</b>
24	<b>F 660000100000</b>	<b>F Sanatate - TITLUL I CHELTUIELI DE PERSONAL</b>	<b>10.834.570,00</b>	<b>8.866.787,85</b>	<b>1.967.782,15</b>
24	F 660601100101	F Spitale generale - Salarii de baza	,00	4.348.195,00	,00
24	F 660601100105	F Spitale generale - Sporuri pentru conditii de munc	,00	1.928.047,00	,00
24	F 660601100106	F Spitale generale - Alte sporuri	,00	446.461,00	,00
24	F 660601100130	F Spitale generale - Alte drepturi salariale in bani	,00	13.904,00	,00
24	F 660601100201	F Spitale generale - Tichete de masa	,00	342.429,85	,00
24	F 660601100301	F Spitale generale - Contributii de asigurari social	,00	1.319.944,00	,00
24	F 660601100302	F Spitale generale - Contributii de asigurari de som	,00	33.522,00	,00
24	F 660601100303	F Spitale generale - Contributii de asigurari social	,00	349.532,00	,00
24	F 660601100304	F Spitale generale - Contributii de asigurari pentru	,00	18.847,00	,00
24	F 660601100306	F Spitale generale - Contributii pentru	,00	65.906,00	,00

CONFORM CU ORIGINALUL



EXECUTIA CONTURILOR BUGETARE SI DE DISPONIBILITATI  
SPITALUL CLINIC DE PNEUMO LEON DANIELLO CLUJ

COD FISCAL: 4354540

COD CONT/SURSA INDICATOR/SECTIUNE	DENUIMIRE CONT / INDICATOR	CREDITE DESCHISE / VENITURI	PLATI EFECTUATE (CHELTUIELI)	DISPONIBIL (credite-chelt/venituri-chelt)
	concedii si			
24	F 660000200000 F Sanatate - TITLUL II BUNURI SI SERVICII	5.503.740,00	<u>3.052.839,99</u>	2.450.900,01
24	F 660601200101 F Spitale generale - Furnituri de birou	,00	46.298,21	,00
24	F 660601200102 F Spitale generale - Materiale pentru curatenie	,00	50.540,09	,00
24	F 660601200103 F Spitale generale - Incalzit, Iluminat si forta mot	,00	389.886,72	,00
24	F 660601200104 F Spitale generale - Apa, canal si salubritate	,00	63.570,33	,00
4	F 660601200105 F Spitale generale - Carburanti si lubrifianti	,00	2.912,55	,00
24	F 660601200106 F Spitale generale - Piese de schimb	,00	100.348,60	,00
24	F 660601200107 F Spitale generale - Transport	,00	2.730,32	,00
24	F 660601200108 F Spitale generale - Posta, telecomunicatii, radio,	,00	22.217,64	,00
24	F 660601200109 F Spitale generale - Materiale si prestari de servic	,00	578.799,50	,00
24	F 660601200130 F Spitale generale - Alte bunuri si servicii pentru	,00	314.550,97	,00
24	F 660601200200 F Spitale generale - Reparatii curente	,00	41.811,36	,00
24	F 660601200301 F Spitale generale - Hrana pentru oameni	,00	247.811,14	,00
24	F 660601200401 F Spitale generale - Medicamente	,00	464.987,54	,00
24	F 660601200402 F Spitale generale - Materiale sanitare	,00	253.026,45	,00
24	F 660601200403 F Spitale generale - Reactivi	,00	246.611,53	,00
24	F 660601200404 F Spitale generale - Dezinfectanti	,00	51.556,80	,00
24	F 660601200503 F Spitale generale - Lenjerie si accesorii de pat	,00	12.299,00	,00
24	F 660601200530 F Spitale generale - Alte obiecte de inventar	,00	57.482,29	,00
24	F 660601200601 F Spitale generale - Deplasari interne, detasari, tr	,00	496,00	,00
24	F 660601200900 F Spitale generale - Materiale de laborator	,00	4.732,36	,00
24	F 660601201100 F Spitale generale - Carti, publicatii si materiale	,00	2.974,28	,00
24	F 660601201300 F Spitale generale - Pregatire profesionala	,00	22.204,64	,00
24	F 660601201400 F Spitale generale - Protectia muncii	,00	18.056,00	,00
24	F 660601203003 F Spitale generale - Prime de asigurare non-viata	,00	4.695,00	,00
24	F 660601203030 F Spitale generale - Alte cheltuieli cu bunuri si se	,00	52.240,67	,00
24	F 660000590000 F Sanatate - TITLUL XI ALTE CHELTUIELI	516.000,00	<u>344.190,00</u>	171.810,00



CONFORM CU  
ORIGINALUL

*Marta*

EXECUTIA CONTURILOR BUGETARE SI DE DISPONIBILITATI  
SPITALUL CLINIC DE PNEUMO LEON DANIELLO CLUJ

COD FISCAL: 4354540

COD CONT/SURSA INDICATOR/SECTIUNE	DENUMIRE CONT / INDICATOR	CREDITE DESCHISE / VENITURI	PLATI EFECTUATE (CHELTUIELI)	DISPONIBIL (credite-chelt/venituri-chelt)
24	F 660601590100 F Spitale generale - Burse	,00	344.190,00	,00
24	F <i>F Total (desch-ch)ct: 24 sursa: F sectiune: F</i>	16.854.310,00	12.263.817,84	4.590.492,16
24	F <i>F Total disp.(ven-ch)ct: 24 sursa: F sectiune: F</i>	13.261.230,53	12.263.817,84	997.412,69
24	<i>Total cont: 24</i>	17.165.580,00	12.269.577,84	4.896.002,16
5006	Disp.sume mandat,depozit.local	22.772,55	22.772,36	,19
5007	Disp.- donatii si sponsorizari	6.700,00	6.700,00	,00
82	980000 Excedent/deficit al bug.local	1.850.367,76	100.000,00	1.750.367,76



**CONFORM CU ORIGINALUL**

*[Handwritten signature]*

Trezoreria Cluj Napoca

EXTRAS DE CONT  
la data : 29.06.2016

Pag: 598  
Editat la data de : 29.06.2016 06:37 pm

50064354540 NR DOCUMENT DATA DOC SPITAL CLINIC PNEUMO CLUJ  
 29.06.2016 29.06.2016 10 CONT PLATII CORESPONDENT BENEFICIAR  
 R005TREZ2165006XXX025376 COD PLATITOR/ NUME PLATITOR/  
 IBANPLATITOR/ BENEFICIAR BENEFICIAR

4354540 SPITAL CLINIC PNEUMO  
 CLUJ

DEBIT	CREDIT	COD ANGAJAMENT	INDICATOR ANGAJAMENT	NR. REFERINTA- EXPLICATI
,00	251,19			
251,00	,00			
251,00	,00			
22.772,36	22.772,55			
,00	,19			

TZ21678616335-  
 MEDICAMENTE

LEON DANIELLO  
 CLUJ  
 NAPOCA



CONFORM CU  
 ORIGINALUL

*[Handwritten signature]*



*Banca oamenilor înțepiniștoci*



Client: 0W53584  
CUI:4354540

**SPITALUL CLINIC DE  
PNEUMFTIZIOLOGIE LEON  
DANIELOO CLUJ-NAPOCA**  
BP HASDEU 6 FN FN FN FN  
FN CLUJ-NAPOCA FN CLUJ RO

### Informatii noi pentru clientii BT

Comisioanele aplicate pentru tranzactiile interbancare includ comisioanele TRANSFOND/BNR percepute de aceste entitati in calitate de administratori ai sistemelor de decontare SENT/REGIS, astfel: incasarea instrumentelor de debit prin compensare pe suport electronic, comision TRANSFOND 0,88 lei/incasare; instrumentele de debit refuzate la plata, comision TRANSFOND 0,55lei/refuz; plati cu ordin de plata pana la 49.999,99lei, comision TRANSFOND 0,51lei/plata; plati cu ordin de plata> 50.000LEI(inclusiv) sau orice suma in lei decontata in regim de urgenta, comision BNR 6 lei/plata.

CONT P13USDCRT00W5358401		Valuta	Cont de disponibil	
Extras numarul 6		USD	Cod IBAN: RO86BTRL01302202W53584XX	
Data	Descriere		Debit	Credit
	<b>SOLD ANTERIOR</b>			0.18
30/06/2016	<b>RULAJ TOTAL CONT</b>		0.00	0.00
	<b>SOLD FINAL CONT</b>			0.18
	<b>TOTAL DISPONIBIL</b>			<b>0.18</b>
	din care			
	<b>Fonduri proprii</b>			0.18
	<b>Credit neutilizat</b>			0.00

**CONFORM CU ORIGINALUL**





Banca oamenilor întreprinzători



Solicitant: MUNTEAN ANCA ELENA  
Print: 2016-07-01 10:21:41

**SPITALUL CLINIC DE  
PNEUMFTIZIOLOGIE LEON  
DANIELOO CLUJ-NAPOCA**  
BP HASDEU 6 FN FN FN FN  
FN CLUJ-NAPOCA FN CLUJ RO

**Client: 0W53584  
CUI:4354540**

### Informatii noi pentru clientii BT

Comisioanele aplicate pentru tranzactiile interbancare includ comisioanele TRANSFOND/BNR percepute de aceste entitati in calitate de administratori ai sistemelor de decontare SENT/REGIS, astfel: incasarea instrumentelor de debit prin compensare pe suport electronic, comision TRANSFOND 0,88 lei/incasare; instrumentele de debit refuzate la plata, comision TRANSFOND 0,55lei/refuz; plati cu ordin de plata pana la 49.999,99lei, comision TRANSFOND 0,51lei/plata; plati cu ordin de plata > 50.000LEI(inclusiv) sau orice suma in lei decontata in regim de urgenta, comision BNR 6 lei/plata.

CONT P13EURCRT00W5358401		Valuta	Cont de disponibil	
Extras numarul 6		EUR	Cod IBAN: RO37BTRL01304202W53584XX	
Data	Descriere		Debit	Credit
	<b>SOLD ANTERIOR</b>			0.00
03/06/2016	Incasare valutara AP000443227;1-2OT5EO0 RO-2455-302-RD TAKEDA DEV;ELOPMENT CENTRE EUROPE;;QUINTILES EASTERN HOLDINGS GMBH;QB21615583213409 CURS 4.521600 RON ECHIVALENT LEI 1,578.76 REF. 000IEXT161553170			349.16
03/06/2016	<b>RULAJ ZI SOLD FINAL ZI</b>		0.00	349.16
21/06/2016	Incasare valutara DBS1180010362;CTMS 1-OH6SYU;;;PPD GLOBAL LTD;QY216173B0116899 CURS 4.534100 RON ECHIVALENT LEI 1,958.73 REF. 000IEXT16173A6D2			432.00
21/06/2016	<b>RULAJ ZI SOLD FINAL ZI</b>		0.00	432.00
23/06/2016	Schimb valutar curs standard SPITALUL CLINIC DE PNEUMFTIZIOLO; CURS SCHIMB: 4.4645 CURS 4.464500 RON ECHIVALENT LEI 3,487.49 REF. P13SVST161750052		781.16	
23/06/2016	<b>RULAJ ZI SOLD FINAL ZI</b>		781.16	0.00
30/06/2016	<b>RULAJ TOTAL CONT SOLD FINAL CONT</b>		781.16	781.16
	<b>TOTAL DISPONIBIL</b> din care			0.00
	<b>Fonduri proprii</b>			0.00
	<b>Credit neutilizat</b>			0.00



*[Signature]*



*Banca oamenilor întreprinzători*



**SPITALUL CLINIC DE  
PNEUMFTIZIOLOGIE LEON  
DANIELOO CLUJ-NAPOCA**  
BP HASDEU 6 FN FN FN FN  
FN CLUJ-NAPOCA FN CLUJ RO

**Client: 0W53584  
CUI:4354540**


### Informatii noi pentru clientii BT

Comisiunile aplicate pentru tranzactiile interbancare includ comisiunile TRANSFOND/BNR percepute de aceste entitati in calitate de administratori ai sistemelor de decontare SENT/REGIS, astfel: incasarea instrumentelor de debit prin compensare pe suport electronic, comision TRANSFOND 0,88 lei/incasare; instrumentele de debit refuzate la plata, comision TRANSFOND 0,55lei/refuz; plati cu ordin de plata pana la 49.999,99lei, comision TRANSFOND 0,51lei/plata; plati cu ordin de plata > 50.000LEI(inclusiv) sau orice suma in lei decontata in regim de urgenta, comision BNR 6 lei/plata.

CONT P13RONCRT00W5358401 Extras numarul 6		Valuta RON	Cont de disponibil Cod IBAN: RO62BTRL01301202W53584XX	
Data	Descriere		Debit	Credit
	<b>SOLD ANTERIOR</b>			3,487.50
24/06/2016	Comision plata OP REF. P13PTRZ161760001		6.00	
	Plata OP transfer studii clinice;4354540;4354540;879SP CLINIC DE PNEUMFTIZIOLOGIE;RO18TREZ21621F330800XXXX;TREZROBU REF. P13PTRZ161760001		3,481.50	
24/06/2016	<b>RULAJ ZI</b>		3,487.50	0.00
	<b>SOLD FINAL ZI</b>			0.00
24/06/2016	<b>RULAJ TOTAL CONT</b>		3,487.50	0.00
	<b>SOLD FINAL CONT</b>			0.00
	<b>TOTAL DISPONIBIL</b> din care			<b>0.00</b>
	<b>Fonduri proprii</b>			0.00
	<b>Credit neutilizat</b>			0.00

**CONFORM CU  
ORIGINALUL**



*Banca oamenilor întreprinzători*Client: 0W53584  
CUI:4354540**SPITALUL CLINIC DE  
PNEUMFTIZIOLOGIE LEON  
DANIELOO CLUJ-NAPOCA**  
BP HASDEU 6 FN FN FN FN  
FN CLUJ-NAPOCA FN CLUJ RO**Informatii noi pentru clientii BT**

Comisiunile aplicate pentru tranzactiile interbancare includ comisiunile TRANSFOND/BNR percepute de aceste entitati in calitate de administratori ai sistemelor de decontare SENT/REGIS, astfel: incasarea instrumentelor de debit prin compensare pe suport electronic, comision TRANSFOND 0,88 lei/incasare; instrumentele de debit refuzate la plata, comision TRANSFOND 0,55lei/refuz; plati cu ordin de plata pana la 49.999,99lei, comision TRANSFOND 0,51lei/plata; plati cu ordin de plata &gt; 50.000LEI(inclusiv) sau orice suma in lei decontata in regim de urgenta, comision BNR 6 lei/plata.

CONT P13RONCRT00W5358401 Extras numarul 5		Valuta RON	Cont de disponibil Cod IBAN: RO62BTRL01301202W53584XX	
Data	Descriere		Debit	Credit
	<b>SOLD ANTERIOR</b>			0.01
23/06/2016	Schimb valutar curs standard SPITALUL CLINIC DE PNEUMFTIZIOLO; CURS SCHIMB: 4.4645 REF. P13SVST161750052			3,487.49
3/06/2016	<b>RULAJ ZI</b>		0.00	3,487.49
	<b>SOLD FINAL ZI</b>			3,487.50
23/06/2016	<b>RULAJ TOTAL CONT</b>		0.00	3,487.49
	<b>SOLD FINAL CONT</b>			3,487.50
	<b>TOTAL DISPONIBIL</b>			<b>3,487.50</b>
	din care			
	<b>Fonduri proprii</b>			3,487.50
	<b>Credit neutilizat</b>			0.00

**CONFORM CU  
ORIGINALUL**

## SITUATIA FLUXURILOR DE TREZORERIE

la data de 30.06.2016

-lei-

Cod 04

Denumirea indicatorilor A	Cod rand B	Total 1	Casa in valuta 2	Alte disponibilitati 3
1. Incasari	02	21,031		21,031
3. Numerar net din activitatea operationala (rd. 02- rd.03)	04	21,031		21,031
IV. CRESTEREA (DESCRESTEREA) NETA DE NUMERAR SI ECHIVALENT DE NUMERAR (rd.04+rd.08+rd.12)	13	21,031		21,031
V. NUMERAR SI ECHIVALENT DE NUMERAR LA INCEPUTUL ANULUI	14	24,500		24,500
VI. NUMERAR SI ECHIVALENT DE NUMERAR LA FINELE PERIOADEI (rd.13+14 +15-16)	17	45,531		45,531

NOTA: Coloanale se completeaza astfel:

Col.1 TOTAL - (col.2+col.3+.....n)

Col.2 - ct. 5310402 "Casa in valuta"

Col.3 si urmatoarele - ct. de disponibilitati in lei si in valuta la unitati bancare: ( 5xxxxxx)

Manager

Dr. Muresan Vasile



Director Financiar Contabil

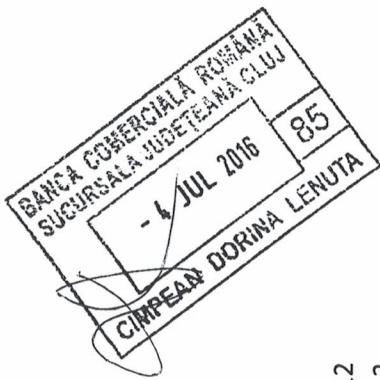
Ec.Muntean Anca Elena

SITUATIA CENTRALIZATOARE A CONTURILOR GESTIONARI LA DATA DE 30-06-2016

Titular:

2661063 SPITALUL CLINIC DE PNEUMOFIZIOLOGIE LEON DANIELLO

Org_id	Unitate	Cont	Dobanda ir Sold	Client	Nume	Prenume	IBAN	CNP	
Valuta ROL unitatea CLUJ CLUJ-NAPOCA									
141	CLUJ CLUJ-I-25335.A01.2,1		4868,05	2664234	Homorode	Daniela	RO54RNCB0106026610630001	2.53E+12	
141	CLUJ CLUJ-I-25335.A01.,78		1684,85	2664228	Molnar	Ileana	RO70RNCB0106026610630004	2.61E+12	
141	CLUJ CLUJ-I-25335.A01.1,17		2611,95	2665500	Zegrean	Crina Floric	RO32RNCB0106026610630009	2.73E+12	
141	CLUJ CLUJ-I-25335.A01.1,16		2481,18	2665501	Nuna	Mihaela	RO05RNCB0106026610630010	2.77E+12	
141	CLUJ CLUJ-I-25335.A01.,78		1670,56	2683714	Hodrea	Valeria	RO48RNCB0106026610630012	2.64E+12	
141	CLUJ CLUJ-I-25335.A01.,71		1525,2	2683357	Farcas	Elisabeta	RO21RNCB0106026610630013	2.64E+12	
141	CLUJ CLUJ-I-25335.A01.,54		1301,99	11505631	Corchis	Daniela Ma	RO15RNCB0106026610630024	2.89E+12	
141	CLUJ CLUJ-I-25335.A01.1,05		2509,19	13547069	Bordea	Traian	RO85RNCB0106026610630025	1.72E+12	
141	CLUJ CLUJ-I-25335.A01.,96		2458,3	10232014	Minecan	Claudia Sirr	RO31RNCB0106026610630027	2.71E+12	
141	CLUJ CLUJ-I-25335.A01.1,44		3651,45	14457278	Portik	Lucia-Valer	RO04RNCB0106026610630028	2.63E+12	
141	CLUJ CLUJ-I-25335.A01.1,88		4426,64	2627210	Precup	Dorel	RO58RNCB0106026610630026	1.55E+12	
141	CLUJ CLUJ-I-25335.A01.,17		732	2681913	Negrusa	Ana	RO74RNCB0106026610630029	2.58E+12	
141	CLUJ CLUJ-I-25335.A01.1,09		2612,05	10792678	Buze	Adriana Nir	RO10RNCB0106026610630017	2.72E+12	
141	CLUJ CLUJ-I-25335.A01.1,11		2748,05	8793107	Forna	Eniko	RO80RNCB0106026610630018	2.69E+12	
141	CLUJ CLUJ-I-25335.A01.1,14		2611,96	10792681	Sipos	Mariana	RO53RNCB0106026610630019	2.71E+12	
141	CLUJ CLUJ-I-25335.A01.1,21		2587,96	8725680	Useri	Maria	RO26RNCB0106026610630020	2.55E+12	
141	CLUJ CLUJ-I-25335.A01.,93		2349,67	1323988	Lupea	Camelia-Alli	RO96RNCB0106026610630021	2.75E+12	
141	CLUJ CLUJ-I-25335.A01.1,22		2699,96	2683241	Pestean	Melania Elk	RO69RNCB0106026610630022	2.74E+12	
Total valuta ROL unitatea CLUJ CLI 19,44			45531,01						
Total valuta ROL			19,44						



*Handwritten signature*

Utilizator: Soporan Dorina

Perioada: 01.01.2016 - 05.07.2016

Stare note: Valide si Nevalidate

Tip note: Note contabile

550.01.01.1 GARANTII MATERIALE

Perioada : 01.01.2016

05.07.2016

- Lei noi -

FISA DE CONT

DATA	Document		Rulaje		SOLD	Cont Correspondent	Articol Bugetar	EXPLICATII	Nota
	1	2	Debit	Credit					
	SOLD	AN			24,500.01				
	SOLD	INITIAL	24,500.01	0.00	24,500.01				
31.03.2016	145	25	407.00	0.00	24,907.01	428.01.01.1	33.01	gar mat luna dec 2015	83
31.03.2016	507	121	270.00	0.00	25,177.01	428.01.01.1	33.01	garantie mat luna ianuarie	83
31.03.2016	507	95	3,240.00	0.00	28,417.01	428.01.01.1	33.01	gar mat luna ianuarie	83
31.03.2016	162		270.00	0.00	28,687.01	428.01.01.1	33.01	garantiii luna feb	83
31.03.2016	192		4,298.00	0.00	32,985.01	428.01.01.1	33.01	garantii luna feb	83
31.03.2016			832.00	0.00	33,817.01	428.01.01.1	33.01	gar luna ian	83
14.05.2016	250		270.00	0.00	34,087.01	428.01.01.1	33.01	garanti martie 2016	973
14.05.2016	234		4,298.00	0.00	38,385.01	428.01.01.1	33.01	garanti martie 2016	973
16.05.2016	301		4,170.00	0.00	42,555.01	428.01.01.1	33.01	garanti aprilie 2016	973
16.05.2016	317		270.00	0.00	42,825.01	428.01.01.1	33.01	garanti aprilie 2016	973
15.06.2016	367		2,700.00	0.00	45,525.01	428.01.01.1	33.01	gar mat luna mai	1565
30.06.2016	391		6.00	0.00	45,531.01	428.01.01.1	33.01	garantii mat luna mat	1565
	Rulaje	perioada	21,031.00	0.00					
	Rulaje	cumulate	45,531.01	0.00	45,531.01				

Utilizator: Soporan Dorina

Perioada: 01.01.2016 - 30.06.2016

Stare note: Validate si Nevalidate

Tip note:

Note contabile

**FISA DE CONT**

428.01.01.1 GARANTII MATERIALE

Perioada : 01.01.2016 30.06.2016

- Lei noi -

DATA	Document		Rulaje		SOLD	Cont Correspondent	Articol Bugetar	EXPLICATII	Nota
	1	2	Debit	Credit					
	SOLD	AN			C 24,500.01				
	SOLD	INITIAL	0.00	24,500.01	C 24,500.01				
31.03.2016	145	25	0.00	407.00	C 24,907.01	550.01.01.1	33.01	gar mat luna dec 2015	83
31.03.2016	507	121	0.00	270.00	C 25,177.01	550.01.01.1	33.01	garantie mat luna ianuarie	83
31.03.2016	507	95	0.00	3,240.00	C 28,417.01	550.01.01.1	33.01	gar mat luna ianuarie	83
31.03.2016	162		0.00	270.00	C 28,687.01	550.01.01.1	33.01	garantiii luna feb	83
31.03.2016	192		0.00	4,298.00	C 32,985.01	550.01.01.1	33.01	garantii luna feb	83
31.03.2016			0.00	832.00	C 33,817.01	550.01.01.1	33.01	gar luna ian	83
14.05.2016	250		0.00	270.00	C 34,087.01	550.01.01.1	33.01	garanti martie 2016	973
14.05.2016	234		0.00	4,298.00	C 38,385.01	550.01.01.1	33.01	garanti martie 2016	973
16.05.2016	301		0.00	4,170.00	C 42,555.01	550.01.01.1	33.01	garanti aprilie 2016	973
16.05.2016	317		0.00	270.00	C 42,825.01	550.01.01.1	33.01	garanti aprilie 2016	973
15.06.2016	367		0.00	2,700.00	C 45,525.01	550.01.01.1	33.01	gar mat luna mai	1565
30.06.2016	391		0.00	6.00	C 45,531.01	550.01.01.1	33.01	garantii mat luna mat	1565
	Rulaje	perioada	0.00	21,031.00					
	Rulaje	cumulate	0.00	45,531.01	C 45,531.01				

354540 Spitalul Clinic de Pneumoftiziologie  
**CONTUL DE EXECUTIE AL INSTITUTIILOR PUBLICE - CHELTUIELI**

la data de 30.06.2016

-lei-

Cod 21	Capitol 66100601	Subcapitol	DENUMIREA INDICATORILOR*)	Cod indicator	Credite de angajament	Credite bugetare		Angajamente bugetare	Angajamente legale	Plati efectuate	Angajamente legale de platit	Cheltuieli efective
						anuale aprobate la finele perioadei de raportare	trimestriale cumulate					
				B	1	2	3	4	5	6	7=5-6	8
	A		TOTAL CHELTUIELI(SECTIUNEA DE FUNCTIONARE+SECTIUNEA DE DEZVOLTARE)			29,796,220	17,165,580	12,792,022	12,792,022	12,269,578	522,444	13,220,129
			SECTIUNEA DE FUNCTIONARE (cod 01+79+85)	F		28,184,990	16,854,310	12,783,262	12,783,262	12,263,818	519,444	13,066,379
			CHELTUIELI CURENTE (10+20+30+40+50+51(SF+55SF+57+59)	01F		28,184,990	16,854,310	12,783,262	12,783,262	12,263,818	519,444	13,066,379
			TITLUL I CHELTUIELI DE PERSONAL (cod 10.01 la10.03)	10		19,457,000	10,834,570	8,866,788	8,866,788	8,866,788		8,972,414
			Cheltuieli salariale in bani ( cod 10.01.01 la 10.01.16+10.01.30)	1001		14,472,040	8,100,200	6,736,607	6,736,607	6,736,607		6,824,398
			Salarii de baza	100101		8,751,010	4,845,870	4,348,195	4,348,195	4,348,195		4,419,015
			Sporuri pentru conditii de munca	100105		4,304,000	2,402,000	1,928,047	1,928,047	1,928,047		1,972,521
			Alte sporuri	100106		1,342,000	804,000	446,461	446,461	446,461		416,201
			Alte drepturi salariale in bani	100130		75,030	48,330	13,904	13,904	13,904		16,661
			Cheltuieli salariale in natura ( cod 10.02.01 la 10.02.06+10.02.30)	1002		787,320	413,160	342,430	342,430	342,430		342,430
			Tichete de masa	100201		787,320	413,160	342,430	342,430	342,430		342,430
			Contributii (cod 10.03.01 la 10.03.06)	1003		4,197,640	2,321,210	1,787,751	1,787,751	1,787,751		1,805,586
			Contributii de asigurari sociale de stat	100301		2,740,400	1,506,400	1,319,944	1,319,944	1,319,944		1,339,572
			Contributii de asigurari de somaj	100302		384,070	223,780	33,522	33,522	33,522		33,992
			Contributii de asigurari sociale de sanatate	100303		763,590	429,690	349,532	349,532	349,532		354,868
			Contributii de asigurari pentru accidente de munca si boli profesionale	100304		54,410	26,110	18,847	18,847	18,847		19,148
			Contributii pentru concedii si indemnizatii	100306		255,170	135,230	65,906	65,906	65,906		58,006

A	B	1	2	3	4	5	6	7=5-6	8
TITLUL II BUNURI SI SERVICII (cod 20.01 la 20.06+20.09 la 20.16+20.18 la 20.25+20.27+20.30)	20		7,792,000	5,503,740	3,572,284	3,572,284	3,052,840	519,444	3,749,775
Bunuri si servicii (cod 20.01.01 la 20.01.09+20.01.30)	2001		3,406,100	2,400,330	1,682,517	1,682,517	1,571,856	110,661	1,681,852
Furnituri de birou	200101		173,600	120,100	52,851	52,851	46,298	6,553	54,353
Materiale pentru curatenie	200102		215,400	115,400	50,987	50,987	50,540	447	58,339
Incalzit, iluminat si forta motrica	200103		553,000	411,000	398,569	398,569	389,887	8,682	398,603
Apa, canal si salubritate	200104		234,000	135,000	63,570	63,570	63,570		63,570
Carburanti si lubrifianti	200105		52,020	27,020	4,222	4,222	2,913	1,309	4,123
Piese de schimb	200106		254,770	148,500	100,349	100,349	100,349		87,358
Transport	200107		17,500	8,500	3,833	3,833	2,730	1,103	3,438
Posta, telecomunicatii, radio, tv, internet	200108		100,500	65,500	22,218	22,218	22,218		22,062
Materiale si prestari de servicii cu caracter functional	200109		1,045,810	795,810	668,641	668,641	578,800	89,841	664,931
Alte bunuri si servicii pentru intretinere si functionare	200130		759,500	573,500	317,277	317,277	314,551	2,726	325,075
Reparatii curente	2002		427,190	176,000	42,101	42,101	41,811	290	54,207
Hrana (cod 20.03.01+20.03.02)	2003		565,000	365,000	313,672	313,672	247,811	65,861	333,766
Hrana pentru oameni	200301		565,000	365,000	313,672	313,672	247,811	65,861	333,766
Medicamente si materiale sanitare (cod 20.04.01 la 20.04.04)	2004		2,554,700	2,070,900	1,221,664	1,221,664	1,016,182	205,482	1,571,296
Medicamente	200401		1,257,900	1,086,500	564,888	564,888	464,987	99,901	693,206
Materiale sanitare	200402		497,400	387,500	268,757	268,757	253,026	15,731	262,608
Reactivi	200403		563,400	437,900	336,462	336,462	246,612	89,850	549,010
Dezinfectanti	200404		236,000	159,000	51,557	51,557	51,557		66,472
Bunuri de natura obiectelor de inventar (cod 20.05.01+20.05.03+20.05.30)	2005		428,010	262,810	202,609	202,609	69,781	132,828	
Uniforme si echipament	200501		76,000	45,000					
Lenjerie si accesorii de pat	200503		52,500	27,500	12,299	12,299	12,299		
Alte obiecte de inventar	200530		299,510	190,310	190,310	190,310	57,482	132,828	
Deplasari, detasari, transferari (cod 20.06.01+20.06.02)	2006		17,200	10,200	496	496	496		310
Deplasari interne, detasari, transferari	200601		17,200	10,200	496	496	496		310
Materiale de laborator	2009		122,500	58,000	5,962	5,962	4,732	1,230	9,902
Carti, publicatii si materiale documentare	2011		12,000	6,000	2,974	2,974	2,974		2,974
Pregatire profesionala	2013		45,300	31,000	22,205	22,205	22,205		22,205
Protectia muncii	2014		42,000	24,000	18,056	18,056	18,056		18,056



## CONTUL DE EXECUTIE

## A BUGETULUI INSTITUTIILOR PUBLICE SI ACTIVITATILOR FINANTATE INTEGRAL SAU PARTIAL DIN VENITURI PROPRII (DE SUBORDONARE LOCALA) -VENITURI

la data de 30.06.2016

-lei-

Cod 20

Denumirea indicatorilor	Cod indicator	Prevederi bugetare		Total, din care:	Drepturi constatate			Incasari realizate	Stingeri pe alte cai decat incasari	Drepturi constatate de incasat
		anuale aprobate la finele perioadei de raportare	trimestriale cumulate		din anii precedenti	din anul curent	7			
<b>A</b>	<b>B</b>	<b>1</b>	<b>2</b>	<b>3=4+5</b>	<b>4</b>	<b>5</b>	<b>6</b>	<b>7</b>	<b>8=3-6-7</b>	
TOTAL VENITURI (cod 00.02+00.15+00.16+00.17+45.10+48.10)	000110	27,945,860	15,407,360	13,266,991		13,266,991	13,266,991			
I. VENITURI CURENTE (cod 00.03+00.12)	0002	26,625,860	15,307,360	13,165,551		13,165,551	13,165,551			
C. VENITURI NEFISCALE ( cod 00.13+00.14)	2900	26,625,860	15,307,360	13,165,551		13,165,551	13,165,551			
C1. VENITURI DIN PROPRIETATE (cod 30.10+31.10)	3000	1,440	720	934		934	934			
Venituri din proprietate (cod 30.10.05+30.10.09+30.10.50)	3010	1,440	720	934		934	934			
Venituri din concesiuni si inchirieri (cod 30.10.05.30)	301005	1,440	720	934		934	934			
Alte venituri din concesiuni si inchirieri de catre institutiile publice	30100530	1,440	720	934		934	934			
C2. VANZARI DE BUNURI SI SERVICII (cod 33.10+34.10+35.10+36.10+37.10)	3300	26,624,420	15,306,640	13,164,617		13,164,617	13,164,617			
Venituri din prestari de servicii si alte activitati (cod 33.10.05+33.10.08+33.10.09+33.10.13+ 33.10.14+ 33.10.16+33.10.17+33.10.19 la 33.10.21+33.10.30 la 33.10.32+33.10.50)	3310	26,569,420	15,261,640	13,152,855		13,152,855	13,152,855			
Venituri din prestari de servicii	331008	700,000	425,000	323,085		323,085	323,085			
Venituri din contractele incheiate cu casele de asigurari sociale de sanatate	331021	18,452,240	10,780,000	9,409,819		9,409,819	9,409,819			
Venituri din contractele incheiate cu directiile de sanatate publica din sume alocate de la bugetul de stat	331030	7,096,870	3,896,000	3,240,391		3,240,391	3,240,391			
Venituri din contractele incheiate cu directiile de sanatate publica din sume alocate din veniturile proprii ale Ministerului Sanatatii	331031	320,310	160,640	179,560		179,560	179,560			
Diverse venituri (cod 36.10.04+36.10.32+36.10.50)	3610	48,300	38,300	5,062		5,062	5,062			
Alte venituri	361050	48,300	38,300	5,062		5,062	5,062			

A	B	1	2	3=4+5	4	5	6	7	8=3-6-7
Transferuri voluntare, altele decat subventiile (cod 37.10.01+37.10.03+37.10.04+37.10.50)	3710	6,700	6,700	6,700		6,700	6,700		
Donatii si sponsorizari	371001	6,700	6,700	6,700		6,700	6,700		
Varsaminte din sectiunea de functionare pentru finantarea sectiunii de dezvoltare a bugetului local (cu semnul minus)	371003			-4,320		-4,320	-4,320		
Varsaminte din sectiunea de functionare	371004			4,320		4,320	4,320		
III. OPERATIUNI FINANCIARE (cod 40.10+41.10)	0016			100,000		100,000	100,000		
Alte operatiuni financiare(cod.41.10.06)	4110			100,000		100,000	100,000		
Alte operatiuni financiare(cod.41.10.06)	411006			100,000		100,000	100,000		
Sume din excedentul anului precedent pentru acoperirea golurilor temporare de casa	4100	1,320,000	100,000	1,440		1,440	1,440		
IV. SUBVENTII (cod 00.18)	0018	1,320,000	100,000	1,440		1,440	1,440		
SUBVENTII DE LA ALTE NIVELE ALE ADMINISTRATIEI PUBLICE (cod 42.10+43.10)	4310	1,320,000	100,000	1,440		1,440	1,440		
Subventii de la alte administratii (cod43.10.09+43.10.10+43.10.14 la 43.10.17+43.10.19 + 43.10.25 la 43.10.27+43.10.31+43.10.32)	431014	1,320,000	100,000	1,440		1,440	1,440		
Subventii din bugetele locale pentru finantarea cheltuielilor de capital in domeniul sanatatii	000110	26,625,860	15,307,360	13,261,231		13,261,231	13,261,231		
VENITURILE SECTIUNII DE FUNCTIONARE (cod 00.02+00.16+00.17) - TOTAL	0002	26,625,860	15,307,360	13,161,231		13,161,231	13,161,231		
I. VENITURI CURENTE (cod 00.03+00.12)	2900	26,625,860	15,307,360	13,161,231		13,161,231	13,161,231		
C. VENITURI NEFISCALE ( cod 00.13+00.14)	3000	1,440	720	934		934	934		
C1. VENITURI DIN PROPRIETATE (cod 30.10 +31.10)	3010	1,440	720	934		934	934		
Venituri din proprietate (cod 30.10.05+30.10.08+30.10.09+30.10.50)	301005	1,440	720	934		934	934		
Venituri din concesiuni si inchirieri (cod 30.10.05.30)	30100530	1,440	720	934		934	934		
Alte venituri din concesiuni si inchirieri de catre institutiile publice	3300	26,624,420	15,306,640	13,160,297		13,160,297	13,160,297		
C2. VANZARI DE BUNURI SI SERVICII (cod 33.10+34.10+35.10+36.10+37.10)	3310	26,569,420	15,261,640	13,152,855		13,152,855	13,152,855		
Venituri din prestari de servicii si alte activitati (cod33.10.05+33.10.08+33.10.09+33.10.13+ 33.10.14 +33.10.16+33.10.17 +33.10.19 la 33.10.21+33.10.30 la 33.10.32+33.10.50)	331008	700,000	425,000	323,085		323,085	323,085		
Venituri din contractele incheiate cu casele de asigurari sociale de sanatate	331021	18,452,240	10,780,000	9,409,819		9,409,819	9,409,819		
Venituri din contractele incheiate cu directiile de sanatate	331030	7,096,870	3,896,000	3,240,391		3,240,391	3,240,391		

A	B	1	2	3=4+5	4	5	6	7	8=3-6-7
publica din sume alocate de la bugetul de stat									
Venituri din contractele incheiate cu directiile de sanatate publica din sume alocate din veniturile proprii ale Ministerului Sanatatii	331031	320.310	160.640	179.560		179.560	179.560		
Diverse venituri (cod 36.10.04+36.10.32+36.10.50)	3610	48.300	38.300	5.062		5.062	5.062		
Alte venituri	361050	48.300	38.300	5.062		5.062	5.062		
Transferuri voluntare, altele decât subventiile (cod 37.10.01+37.10.03+37.10.50)	3710	6.700	6.700	2.380		2.380	2.380		
Donatii si sponsorizari	371001	6.700	6.700	6.700		6.700	6.700		
Varsaminte din sectiunea de functionare pentru finantarea sectiunii de dezvoltare a bugetului local (cu semnul minus)	371003			-4.320		-4.320	-4.320		
III. OPERATIUNI FINANCIARE (cod 40.10+41.10)	0016			100.000		100.000	100.000		
Alte operatiuni financiare(cod.41.10.06)	4110			100.000		100.000	100.000		
Sume din excedentul anului precedent pentru acoperirea gaturilor temporare de casa	411006			100.000		100.000	100.000		
VENITURILE SECTIUNII DE DEZVOLTARE (cod 00.02+00.15+00.16+00.17+45.10+48.10) - TOTAL	000110	1.320.000	100.000	5.760		5.760	5.760		
I. VENITURI CURENTE (cod 00.12)	0002			4.320		4.320	4.320		
C. VENITURI NEFISCALE ( cod 00.14)	2900			4.320		4.320	4.320		
C2. VANZARI DE BUNURI SI SERVICII (cod 36.10+37.10)	3300			4.320		4.320	4.320		
Transferuri voluntare, altele decât subventiile (cod 37.10.04)	3710			4.320		4.320	4.320		
Varsaminte din sectiunea de functionare	371004			4.320		4.320	4.320		
IV. SUBVENTII (cod 00.18)	4100	1.320.000	100.000	1.440		1.440	1.440		
SUBVENTII DE LA ALTE NIVELE ALE ADMINISTRATIEI PUBLICE (cod 42.10+43.10)	0018	1.320.000	100.000	1.440		1.440	1.440		
Subventii de la alte administratii (cod 43.10.14+43.10.16+43.10.17+43.10.19 + 43.10.25 la 43.10.27+43.10.31+43.10.32)	4310	1.320.000	100.000	1.440		1.440	1.440		
Subventii din bugetele locale pentru finantarea cheltuielilor de capital in domeniul sanatatii	431014	1.320.000	100.000	1.440		1.440	1.440		

Director Financiar Contabil

Ec.Muntean Anca Elena



Manager  
Dr. Muresan Vasile

*(Handwritten signature)*

**CONTUL DE EXECUTIE  
A BUCETULUI INSTITUTIILOR PUBLICE SI ACTIVITATILOR FINANTATE INTEGRAL SAU PARTIAL DIN VENITURI PROPRII (DE SUBORDONARE LOCALA) -CHELTUIELI**

la data de 30.06.2016

Cod 21	Denumirea indicatorilor *)	Cod indicator	Credite de angajament	Credite bugetare		Angajamente bugetare	Angajamente legale	Plati efectuate	Angajamente legale de platit	Cheltuieli efective
				anuale aprobate la finele perioadei de raportare	trimestriale cumulate					
	<b>A</b>	<b>B</b>	<b>1</b>	<b>2</b>	<b>3</b>	<b>4</b>	<b>5</b>	<b>6</b>	<b>7=5-6</b>	<b>8</b>
	TOTAL CHELTUIELI - SECTIUNEA DE FUNCTIONARE + SECTIUNEA DE DEZVOLTARE (cod 50.10+59.10+63.10+70.10+74.10+79.10)	4910		29,796,220	17,165,580	12,792,022	12,792,022	12,269,578	522,444	13,220,129
	Partea III-a CHELTUIELI SOCIAL-CULTURALE (cod 65.10+66.10+67.10+68.10)	6310		29,796,220	17,165,580	12,792,022	12,792,022	12,269,578	522,444	13,220,129
	Sanatate (66.10.06+66.10.08+66.10.50)	6610		29,796,220	17,165,580	12,792,022	12,792,022	12,269,578	522,444	13,220,129
	Servicii medicale in unitati sanitare cu paturi (cod 66.10.06.01+66.10.06.03)	661006								
	Spitale generale	66100601		29,796,220	17,165,580	12,792,022	12,792,022	12,269,578	522,444	13,220,129
	CHELTUIELILE SECTIUNII DE FUNCTIONARE (cod 50.10+59.10+63.10+70.10+74.10+79.10)	4910		29,796,220	17,165,580	12,792,022	12,792,022	12,269,578	522,444	13,220,129
	Partea III-a CHELTUIELI SOCIAL-CULTURALE (cod 65.10+66.10+67.10+68.10)	6310		29,796,220	17,165,580	12,792,022	12,792,022	12,269,578	522,444	13,220,129
	Sanatate (66.10.06+66.10.08+66.10.50)	6610		29,796,220	17,165,580	12,792,022	12,792,022	12,269,578	522,444	13,220,129
	Servicii medicale in unitati cu paturi (cod 66.10.06.01+66.10.06.03)	661006								
	Spitale generale	66100601		29,796,220	17,165,580	12,792,022	12,792,022	12,269,578	522,444	13,220,129

Iota: Se detaliaza pe structura clasificatiei economice (Anexa 1)

Manager

Dr. Muresan Vasile



Director Financiar Contabil

Ec. Muntean Anca Elena

A handwritten signature in blue ink, appearing to read "Anca Elena".

4354540 Spitalul Clinic de Pneumoftiziologie

## DISPONIBIL DIN MIJLOACE CU DESTINATIE SPECIALA

la data de 30.06.2016

-lei-

Cod 05

Denumirea indicatorilor	Nr. rand	Disponibil la inceputul anului	Incasari	Plati	Disponibil la sfarsitul perioadei
A	B	1	2	3	4=1+2-3
TOTAL (rd.02 la 15) din care:	01	24,500	21,031		45,531
-Garantii materiale retinute gestionarilor conform Legii nr.22/1969 (ct. 5500101, 03 ct. 5500102/analtice distincte)	03	24,500	21,031		45,531

Manager

Dr. Muresan Vasile



Director Financiar Contabili

Ec.Muntean Anca Elena

Nr. rd.	Explicatie	Plati restante		Plati restante aferente programelor nationale		Plati restante aferente fondurilor externe nerambursabile postaderare *****)		Plati restante aferente fondurilor externe nerambursabile preaderare (sursa08)	
		total **)	din care: arierate ***)	total	din care: arierate	total	din care: arierate	total	din care: arierate
	0	1	1.1	2	2.1	3	3.1	4	4.1
1	sold la finele lunii precedente	0	0	0	0	0	0	0	0
2	sold la finele perioadei	0	0	0	0	0	0	0	0
3	% diminuare arierate luna raportare ***(rd3=1-rd2/rd1)	0	0	0	0	0	0	0	0

\*) Se completeaza cu urmatoarele coduri:

- 40 - pentru total plati restante;  
 42 - pentru plati restante din bugetele locale (sectiune functionare, sectiune dezvoltare);  
 46 - pentru plati restante din credite externe (sectiune dezvoltare);  
 47 - pentru plati restante din credite interne (sectiune dezvoltare);  
 48 - pentru plati restante din fonduri externe nerambursabile;  
 51 - pentru plati restante ale institutiilor publice finantate integral din venituri proprii (sectiune functionare, sectiune dezvoltare);  
 53 - pentru plati restante ale institutiilor publice finantate partial din venituri proprii (sectiune functionare, sectiune dezvoltare);  
 54 - pentru plati restante ale activitatilor finantate integral din venituri proprii

\*\*) Sumele vor corespunde cu rd.1 din Anexa 30b.

\*\*\*\*) Sumele vor corespunde cu rd. 4+5+6 din Anexa 30b.

\*\*\*\*\*) Rd.3 se completeaza numai la cod 51. Pentru indeplinirea conditiilor prevazute la art.49 alin.(13\*8) din Legea nr.273/2006 privind

finantele publice, cu modificarile si completarile ulterioare, procentul calculat la rd.3 coloana 1.1 trebuie sa fie mai mare de 3%.

\*\*\*\*\*) Se vor cuprinde platile restante care se suporta din bugetul local sau din bugetele institutiilor publice

finantate integral sau partial din venituri proprii de subordonare locala, de la titlul de cheltuieli bugetare 56

Proiecte cu finantare din fonduri externe-nerambursabile (FEN) postaderare, cu exceptia celor de la sursa 08.

Manager

Dr. Muresan Vasile



Director Financiar Contabil

Ec.Muntean Anca Elena

Cod 51

## PLATI RESTANTE

I.

la data de 30.06.2016

DENUMIREA INDICATORILOR	Nr. rand	Sold la inceputul anului	Sold la finele perioadei	
			TOTAL	Din care: afereant sumelor angajate cu prevederi bugetare
A	B	1	2	3
PLATI RESTANTE-TOTAL (rd. 150+300),din care:	01			
sub 30 de zile (rd. 151+301)	02			
peste 30 de zile (rd. 152+302)	03			
peste 90 de zile (rd. 153+303)	04			
peste 120 zile (rd.154+304)	05			
peste 1 an rd. 155+305)	06			
PLATI RESTANTE-TOTAL SECTIUNEA DE FUNCTIONARE (rd.160+170+240+250+270+280+290), din care:	150			
sub 30 de zile (rd.161+171+241+251+271+281+291)	151			
peste 30 de zile (rd.162+172+242+252+272+282+292)	152			
peste 90 de zile (rd. 163+173+243+253+273+283+293)	153			
peste 120 zile (rd. 165+174+245+257+274+284+294)	154			
peste 1 an ( rd. 166+175+246+258+275+285+295)	155			
Plati restante catre furnizori, creditorii din operatii comerciale (ct.4010100, ct.4030100, ct.4620101, ct.4620109) (rd.161+162+163+165+166) din care:	160			
sub 30 de zile	161			
peste 30 de zile	162			
peste 90 de zile din care:	163			
(ct.4620101,ct.4620109)	164			
peste 120 zile	165			
peste 1 an	166			
Plati restante fata de bugetul general consolidat (rd.171+172+173+174+175) (ct.4310100,ct.4310200, ct.4310300,ct.4310400,ct.4310500, ct.4310700,ct.4370100,ct.4370200,ct.4370300,ct.4420300, ct.4440000, ct.4460000,ct.4480100 ) din care:	170			
sub 30 de zile	171			
peste 30 de zile	172			
peste 90 de zile	173			
peste 120 zile	174			
peste 1 an	175			
Plati restante fata de salariatii (drepturi salariale), (ct.4210000, ct.4230000, ct.4260000, ct.4270100, ct.4270300, ct.4280101) (rd.241+242+243+245+246) din care:	240			
sub 30 de zile	241			
peste 30 de zile	242			
peste 90 de zile	243			
din care ct.(4270100+4270300)	244			
peste 120 zile	245			
peste 1 an	246			
Plati restante fata de alte categorii de persoane, (ct.4270300, ct.4290000, ct.4380000 ) (rd.251+252+253+257+258) din care:	250			
sub 30 de zile :	251			
peste 30 de zile :	252			
peste 90 de zile din care:( rd.254+255+256)	253			
ct.(4270300)	254			
ct.(4290000)	255			
ct.(4380000)	256			
peste 120 zile	257			

A	B	1	2	3
peste 1 an	258			
imprumuturi nerambursate la scadenta, (ct.1610100, ct.1620100, ct.1630100, ct.1650100, ct.1670101, ct.1670102, ct.1670103, ct.1670108, ct.1670109, ct.1690100, ct.5190101, ct.5190102, ct.5190105, ct.5190106, ct.5190107, ct.5190108, ct.5190109, ct.5190110, ct.5190180, ct.5190190) (rd.271+272+273+274+275) din care:	270			
sub 30 de zile	271			
peste 30 de zile	272			
peste 90 de zile	273			
peste 120 zile	274			
peste 1 an	275			
Dobânzi restante, din care: (aferele celor de la rd.270), (ct.1680100, ct.1680200, ct.1680300, ct.1680500, ct.1680701, ct.1680702, ct.1680703, ct.1680708, ct.1680709, ct.5180605, ct.5180606, ct.5180608, ct.5180609, ct.5180800) (rd.281+282+283+284+285) din care:	280			
sub 30 de zile	281			
peste 30 de zile	282			
peste 90 de zile	283			
peste 120 zile	284			
peste 1 an	285			
Creditori bugetari (ct.4620109, ct.4670200) ( rd.291+292+293+294+295), din care:	290			
sub 30 de zile	291			
peste 30 de zile	292			
peste 90 de zile	293			
peste 120 zile	294			
peste 1 an	295			
PLATI RESTANTE-TOTAL SECTIUNEA DEZVOLTARE (rd.310+320+330) din care:	300			
sub 30 de zile (rd. 311+321+331)	301			
peste 30 de zile (rd. 312+322+332)	302			
peste 90 de zile (rd. 313+323+333)	303			
peste 120 zile (rd. 315+324+334)	304			
peste 1 an (rd. 316+325+335)	305			
Plati restante catre furnizori, creditorii din operatii comerciale (ct.4040100, ct.4050100, ct.4620101, ct.4620103, ct.4620109) (rd.311+312+313+315+316) din care:	310			
sub 30 de zile	311			
peste 30 de zile	312			
peste 90 de zile din care:	313			
(ct.4620101, ct.4620103, ct.4620109)	314			
peste 120 zile	315			
peste 1 an	316			
imprumuturi nerambursate la scadenta, (ct.1610100, ct.1620100, ct.1630100, ct.1650100, ct.1670101, ct.1670102, ct.1670103, ct.1670108, ct.1670109, ct.1690100, ct.5190101, ct.5190102, ct.5190105, ct.5190103, ct.5190107, ct.5190108, ct.5190110, ct.5190180, ct.5190190) (rd.321+322+323+324+325) din care:	320			
sub 30 de zile	321			
peste 30 de zile	322			
peste 90 de zile	323			
peste 120 zile	324			
peste 1 an	325			
Dobânzi restante, din care: (aferele celor de la rd.320), (ct.1680100, ct.1680200, ct.1680300, ct.1680500, ct.1680701, ct.1680702, ct.1680703, ct.1680708, ct.1680709, ct.5180605, ct.5180606, ct.5180608, ct.5180609, ct.5180800) (rd. 331+332+333+334+335) din care:	330			
sub 30 de zile	331			
peste 30 de zile	332			
peste 90 de zile	333			
peste 120 zile	334			
peste 1 an	335			

\*) Se completeaza cu urmatoarele coduri:

- 40 - pentru total plati restante;
- 41 - pentru plati restante din bugetul de stat;
- 42 - pentru plati restante din bugetele locale;
- 43 - pentru plati restante din bugetul asigurarilor sociale de stat;
- 44 - pentru plati restante din bugetul asigurarilor pentru somaj;
- 45 - pentru plati restante din bugetul Fondului national unic de asigurari sociale de sanatate;
- 46 - pentru plati restante din credite externe;
- 47 - pentru plati restante din credite interne;
- 48 - pentru plati restante din fonduri externe nerambursabile;
- 51 - pentru plati restante ale institutiilor publice finantate integral din venituri proprii;
- 53 - pentru plati restante ale institutiilor publice finantate ipartial din venituri proprii;
- 54 - pentru plati restante ale iactivitatilor finantate integral din venituri proprii;

**Manager**

**Dr. Muresan Vasile**



**Director Financiar Contabil**

**Ec.Muntean Anca Elena**

UNITATEA ADMINISTRATIV-TERITORIALA  
 Institutia de subordonare locala 4354540 Spitalul Clinic de  
 SITUATIA ACTIVELOR SI DATORIILOR INSTITUTIILOR PUBLICE  
 DIN ADMINISTRATIA LOCALA

la data de 30.06.2016

-lei-

Cod 18

Nr. rand		Cod rand	Sold la inceputul anului	Sold la sfarsitul perioadei
A	B	C	1	2
	Numerar în lei în casieria institutiilor publice locale si ale institutiilor publice de subordonare locala, (ct.5310101)	4		1072
	Disponibilitati în lei ale institutiilor publice locale si ale institutiilor publice de subordonare locala, la trezorerii (ct.5100000+ct.5120101+ct.5120501+ct.5150101+ct.5150103+ct.5150500+ct.5150600+ct.5160101+ct.5160301 +ct.5160302+ct.5170101+ct.5170301+ct.5170302+ct.5210100+ct.5210300+ct.5280000+ct.5290201+ct.5290301+ct.5290400+ ct.5290901+ct.5500101+ct.5520000+ct.5550101 +ct.5570101+ct.5580101+ct.5580201+ct.5600101+ ct.5600300+ct.5610100+ct.5610300+ct.5620101+ct.5620300-ct.7700000), din care :	5	1857068	2747781
	Total (in baze cash) (rd.04+05)	8	1857068	2748853
	Total (in baze accrual) (rd.08+09)	10	1857068	2748853
	Alte valori (ct.5320100+ct.5320200+ct.5320300+ct.5320400+ct.5320500+ ct.5320600+ct.5320800)	23	239	244
	Disponibilitati ale institutiilor publice locale si ale institutiilor de subordonare locala la institutiile de credit rezidente (ct.5110101+ct.5110102+ct.5120102+ct.	32	24500	45531

	.5120402+ct.5120502+ ct.5150102+ ct.5150202+ ct.5160102+ct.5160202+ ct.5170102+ ct.5170202+ ct.5290202+5290302+ct.52 90902+ct.5500102+ct. 5550102+ct. 5550202+ct.5570202+ct.55 80102+ ct.5580302+ ct.5600102+ct.5600103+ct .5610102+ct5610103+ct.56 20102+ct.5620103), din care :			
	Total (în baze cash) (rd.32+35)	36	24500	45531
	Total ( în baze accrual) ( rd.36+37)	38	24500	45531
	Creante comerciale curente legate de livrari de bunuri si servicii de catre autoritatile locale sau de institutii subordonate acestora (ct.2320000+ct.2340000+c t.4090101+ct.4090102+ct. 4110101+ ct.4110108+ ct.4130100+ct.4180000+ct .4610101 - ct.4910100 - ct.4960100). Total (rd.166+167+168+172), din care de la :	165	1910214	1785690
	- de la societati nefinanciare (S.11),	167	1910214	1785690
1	Sume datorate tertilor reprezentând garantii si cautiuni aflate în conturile institutiilor publice (ct.4280101+ct.4280201+c t.4620109+ct.4620209) Total (rd.204+205+206), din care :	203	52087	61283
	- salariatilor (gospodariile populatiei ) (S.143)	204	24500	45531
	- societati nefinanciare (S.11)	205	27587	15752
	Sume primite din excedentul anului precedent pentru acoperirea golurilor temporare de casa si pentru finantarea cheltuielilor sectiunii de dezvoltare (ct.5190107+ct.5190190)	267.1		100000
	Total (în baze cash) (rd.262+266+267+267)	268		100000

.1)				
Total (în baza accrual) (cash+dobânzi) (rd.268+274)	275			100000
Datorii comerciale curente legate de livrari de bunuri si servicii (ct.4010100+ct.4030100+c t.4040100 +ct. 4050100+ct.4080000 + ct.4190000+ ct.4620101) Total (rd.321+322+326+327), din care catre :	320		22363	561841
- Societati nefinanciare (S.11)	321		22363	561841
Datoriile institutiilor publice din administratia locala catre bugete ( ct.4420300+ ct.4310100+ct.4310200+ct .4310300+ct.4310400+ ct.4310500+ ct.4310700+ct. 4370100+ct.4370200+ct.43 70300+ ct.4420800 +ct.4440000+ct.4460000+c t.4480100)	331		576285	630339
Salariile angajatilor (ct 4210000+ct.4230000+ct.42 60000 +ct.4270100+ct. 4270300 +ct.4280101)	332		747878	855308
Total (rd.331+332+333+334)	335		1324163	1485647

Nota

Sectoarele si subsectoarele definite conform Sistemului European de Conturi (SEC' 95)	utilizator Anexa 40	Cod SEC'95
		S.11
Societati nefinanciare		S.12
Societati financiare		S.121
Banca centrala		S.122
Societati care accepta depozite, exclusiv banca centrala		S.123
Fonduri de piata monetara		S.124
Fonduri de investitii, altele decat fondurile de piata monetara		S.125
Alti intermediari financiari, exclusiv societati de asigurare si fonduri de pensii		S.126
Auxiliari financiari		S.128
Societati de asigurare (SA)		S.129
Fonduri de pensii (FP)		S.13
Administratii publice		S.1311
Administratia centrala(exclusiv fondurile de securitate sociala)		S.1313
Administratia locale(exclusiv fondurile de securitate sociala)		S.1314
Fonduri de securitate sociala		S.14
Gospodariile populatiei		S.2
Restul lumii		S.21
State membre si institutii si organisme ale Uniunii Europene		S.211
Statele membre ale Uniunii Europene		S.212
Institutii si organisme ale Uniunii Europene		S.22
State nonmembre si organizatii internationale nerezidente ale Uniunii Europene		

**Manager**

**Dr. Muresan Vasile**



**Director Financiar Contabil**

**Ec. Muntean Anca Elena**

SITUATIA  
PRIV. EXERCITAREA CONTROLULUI FINANCIAR PREVENTIV  
PENTRU TRIMESTRUL II 2016  
IN MII LEI

0.0

NR. CURENT	OPERAT. CU EFECT FINANCIAR ASUP. FONDURILOR PUBL. SAU PATR. PUBLIC	CORESP. COL. 1 CADRU GEN.	TOTAL OPERATIUNI		din care: REFUZATE LA VIZA		din care: NEEFFECT. REFUZ LA VIZA	
			NR. OPERATIUNI	VAL. MII. LEI	NR. OPERATIUNI	VAL. MII. LEI	NR. OPERATIUNI	VAL. MII. LEI
1	TOTAL (rd.1+2+3+4+5+6+7+8+9) Desch. rep. alim. retr. mod. cred. bug. Total (rd.1.1+1.2+1.3+1.4) din care:		966.00	31.228.39	0.00	0.00	0.00	0.00
1.1	Desch. de credite	A1						
1.2	Repart. alim. credite	A2						
1.3	Virari de credite	A4						
1.4	Alte operatiuni	A3;A5						
2	Angaj. legale-total (2.1+2.2+2.3+2.4+ +2.5+2.6+2.7) din care:		189.00	1.614.89	0.00	0.00	0.00	0.00
2.1	Acte admin. oblig. de plata	B14;B15;B16;B17						
2.2	Contr. pr. serv. furn. bun. exec. lucr.	B1;B2	189.00	1.614.89				
2.3	Contracte/acord finantare	B3						
2.4	Contr./acord de imprunat	B4;B10;B21						
2.5	Contr./acord de garant.	B5;B6;B7;B8;B9						
2.6	Contr. inch. conces. part.	B12;B18;B19;B20						
2.7	Alte acte jur. oblig. plata	B11;B13						
3	Propunere angaj. cheltuieli							
4	Angajamente bugetare globale							
5	Ordonantari in avans	C10;C13						
6	Ordonantari de plata total (6.1+6.2+ 6.3+6.4+6.5+6.6+6.7) din care:		773.00	6.224.60	0.00	0.00	0.00	0.00
6.1	Drepturi de personal si obl. af.	C14	195.00	4.522.51				
6.2	Pensii ajut. rente si altele							
6.3	Serv. prest. bunuri liv. lucr. exec.	C1;C9;C11	578.00	1.702.09				
6.4	Ramburs. dob. comis. si altele	C2;C3						
6.5	Subv. trans. prime. alte form. sprij.	C5						
6.6	Finantari. cofinantari	C12						
6.7	Alte obligatii	C4;C6;C7;C8						
7	Operat. financ. de plasament	E8;E9						
8	Operatiuni privind activele	D1;D2;D3;D4;E1						
9	Alte operatiuni	E2;E3;E4;E5;E6;E7						

Manager,  
Dr. Vasile Muresan

Persoana care acorda VIZA CFPP  
Director Financiar Contabil,  
Ec. Muntean Anca Elena



*[Handwritten signature]*

**BALANTA CONTABILA DE VERIFICARE**

Tip balanta: Sintetica de grad 1  
 Total pana la: Total Sint. I

Perioada: 01.01.2016 - 30.06.2016  
 Total general pInsumarea tuturor analiticelelor

- Lei noi -

Simbol Cont	SOLD INITIAL		RULAJE CURENTE		RULAJE CUMULATE AN		TOTAL SUME		SOLD FINAL	
	DEBIT	CREDIT	DEBIT	CREDIT	DEBIT	CREDIT	DEBIT	CREDIT	DEBIT	CREDIT
103	0.00	35,550,485.59	0.00	0.00	0.00	0.00	0.00	35,550,485.59	0.00	35,550,485.59
105	0.00	317,073.28	13,002.13	0.00	13,002.13	0.00	13,002.13	317,073.28	0.00	304,071.15
117	0.00	5,024,252.48	209.17	2,302,860.93	209.17	2,302,860.93	209.17	7,327,113.41	0.00	7,326,904.24
121	0.00	2,291,548.40	13,220,132.62	10,980,642.02	13,220,132.62	10,980,642.02	13,220,132.62	13,272,190.42	0.00	52,057.80
208	150,919.84	0.00	4,320.00	0.00	4,320.00	0.00	155,239.84	0.00	155,239.84	0.00
211	13,969,553.00	0.00	0.00	0.00	0.00	0.00	13,969,553.00	0.00	13,969,553.00	0.00
212	21,580,932.69	0.00	1,440.00	0.00	1,440.00	0.00	21,582,372.69	0.00	21,582,372.69	0.00
213	6,551,218.46	0.00	0.00	503,494.67	0.00	503,494.67	6,551,218.46	503,494.67	6,047,723.79	0.00
214	438,554.33	0.00	19,592.89	0.00	19,592.89	0.00	458,147.22	0.00	458,147.22	0.00
231	9,920.00	0.00	3,000.00	0.00	3,000.00	0.00	12,920.00	0.00	12,920.00	0.00
280	0.00	150,919.80	0.00	1,080.08	0.00	1,080.08	0.00	151,999.88	0.00	151,999.88
281	0.00	3,977,921.92	503,494.67	152,669.27	503,494.67	152,669.27	503,494.67	4,130,591.19	0.00	3,627,096.52
302	981,175.13	0.00	1,835,766.98	1,945,984.17	1,835,766.98	1,945,984.17	2,816,942.11	1,945,984.17	870,957.94	0.00
303	1,157,432.13	0.00	447,456.43	223,903.73	447,456.43	223,903.73	1,604,888.56	223,903.73	1,380,984.83	0.00
307	26,000.63	0.00	6,567.49	21,894.51	6,567.49	21,894.51	32,568.12	21,894.51	10,673.61	0.00
345	0.00	0.00	36,016.95	36,016.95	36,016.95	36,016.95	36,016.95	36,016.95	0.00	0.00
381	0.00	0.00	399.84	0.00	399.84	0.00	399.84	0.00	399.84	0.00
401	0.00	4,776.63	3,394,197.57	3,912,917.45	3,394,197.57	3,912,917.45	3,394,197.57	3,917,694.08	0.00	523,496.51
404	0.00	0.00	5,760.00	28,352.89	5,760.00	28,352.89	5,760.00	28,352.89	0.00	22,592.89
411	1,887,754.71	0.00	12,898,338.05	13,055,917.29	12,898,338.05	13,055,917.29	14,786,092.76	13,055,917.29	1,730,175.47	0.00
421	0.00	691,123.00	6,753,195.28	6,824,398.28	6,753,195.28	6,824,398.28	6,753,195.28	7,515,521.28	0.00	762,326.00
423	0.00	8,730.00	84,525.00	97,774.00	84,525.00	97,774.00	84,525.00	106,504.00	0.00	21,979.00
425	1,000.00	0.00	1,700.00	2,200.00	1,700.00	2,200.00	2,700.00	2,200.00	500.00	0.00
427	0.00	23,524.00	166,086.28	168,034.28	166,086.28	168,034.28	166,086.28	191,558.28	0.00	25,472.00
428	0.00	24,500.01	342,429.85	363,460.85	342,429.85	363,460.85	342,429.85	387,960.86	0.00	45,531.01
429	0.00	0.00	344,190.00	344,190.00	344,190.00	344,190.00	344,190.00	344,190.00	0.00	0.00
431	0.00	425,585.00	2,826,458.00	2,865,736.00	2,826,458.00	2,865,736.00	2,826,458.00	3,291,321.00	0.00	464,863.00
437	0.00	10,259.00	66,995.00	67,936.00	66,995.00	67,936.00	66,995.00	78,195.00	0.00	11,200.00
444	0.00	140,441.00	917,208.00	931,043.00	917,208.00	931,043.00	917,208.00	1,071,484.00	0.00	154,276.00
461	22,458.83	0.00	40,002.65	6,946.86	40,002.65	6,946.86	62,461.48	6,946.86	55,514.62	0.00
462	0.00	17,586.34	15,486.43	13,651.71	15,486.43	13,651.71	15,486.43	31,238.05	0.00	15,751.62
468	0.00	0.00	100,000.00	0.00	100,000.00	0.00	100,000.00	0.00	100,000.00	0.00
482	0.00	0.00	36,016.95	45,704.55	36,016.95	45,704.55	36,016.95	45,704.55	0.00	9,687.60
512	0.00	0.00	699.45	699.45	699.45	699.45	699.45	699.45	0.00	0.00
519	0.00	0.00	0.00	100,000.00	0.00	100,000.00	0.00	100,000.00	0.00	100,000.00
531	0.00	0.00	95,454.78	94,382.51	95,454.78	94,382.51	95,454.78	94,382.51	1,072.27	0.00
532	239.00	0.00	347,933.87	347,928.57	347,933.87	347,928.57	348,172.87	347,928.57	244.30	0.00

Symbol Cont	SOLD INITIAL		RUL. E CURENTE		RULAJE CUMULATE AN		TOTAL SUME		SOLD FINAL	
	DEBIT	CREDIT	DEBIT	CREDIT	DEBIT	CREDIT	DEBIT	CREDIT	DEBIT	CREDIT
550	24,500.01	0.00	21,031.00	0.00	21,031.00	0.00	45,531.01	0.00	45,531.01	0.00
551	0.00	0.00	1,440.00	0.00	1,440.00	0.00	1,440.00	0.00	1,440.00	0.00
552	6,700.19	0.00	6,951.71	13,651.71	6,951.71	13,651.71	13,651.90	13,651.71	0.19	0.00
560	1,850,367.50	0.00	13,265,550.53	100,000.00	13,265,550.53	100,000.00	15,115,918.03	100,000.00	15,015,918.03	0.00
581	0.00	0.00	1,879.69	1,879.69	1,879.69	1,879.69	1,879.69	1,879.69	0.00	0.00
602	0.00	0.00	2,120,293.94	2,120,293.94	2,120,293.94	2,120,293.94	2,120,293.94	2,120,293.94	0.00	0.00
603	0.00	0.00	-0.10	-0.10	-0.10	-0.10	-0.10	-0.10	0.00	0.00
610	0.00	0.00	363,378.12	363,378.12	363,378.12	363,378.12	363,378.12	363,378.12	0.00	0.00
611	0.00	0.00	57,678.30	57,678.30	57,678.30	57,678.30	57,678.30	57,678.30	0.00	0.00
613	0.00	0.00	4,526.46	4,526.46	4,526.46	4,526.46	4,526.46	4,526.46	0.00	0.00
623	0.00	0.00	110.50	110.50	110.50	110.50	110.50	110.50	0.00	0.00
624	0.00	0.00	633.09	633.09	633.09	633.09	633.09	633.09	0.00	0.00
626	0.00	0.00	19,281.74	19,281.74	19,281.74	19,281.74	19,281.74	19,281.74	0.00	0.00
627	0.00	0.00	24.00	24.00	24.00	24.00	24.00	24.00	0.00	0.00
628	0.00	0.00	1,103,272.14	1,103,272.14	1,103,272.14	1,103,272.14	1,103,272.14	1,103,272.14	0.00	0.00
629	0.00	0.00	79,873.21	79,873.21	79,873.21	79,873.21	79,873.21	79,873.21	0.00	0.00
641	0.00	0.00	6,824,398.28	6,824,398.28	6,824,398.28	6,824,398.28	6,824,398.28	6,824,398.28	0.00	0.00
642	0.00	0.00	342,429.85	342,429.85	342,429.85	342,429.85	342,429.85	342,429.85	0.00	0.00
645	0.00	0.00	1,805,586.00	1,805,586.00	1,805,586.00	1,805,586.00	1,805,586.00	1,805,586.00	0.00	0.00
665	0.00	0.00	707.74	707.74	707.74	707.74	707.74	707.74	0.00	0.00
679.00	0.00	0.00	344,190.00	344,190.00	344,190.00	344,190.00	344,190.00	344,190.00	0.00	0.00
681	0.00	0.00	153,749.35	153,749.35	153,749.35	153,749.35	153,749.35	153,749.35	0.00	0.00
750	0.00	0.00	1,980.00	1,980.00	1,980.00	1,980.00	1,980.00	1,980.00	0.00	0.00
751	0.00	0.00	13,000,941.85	13,000,941.85	13,000,941.85	13,000,941.85	13,000,941.85	13,000,941.85	0.00	0.00
765	0.00	0.00	11.57	11.57	11.57	11.57	11.57	11.57	0.00	0.00
770	0.00	0.00	0.00	12,269,577.84	0.00	12,269,577.84	0.00	12,269,577.84	0.00	12,269,577.84
772	0.00	0.00	1,440.00	1,440.00	1,440.00	1,440.00	1,440.00	1,440.00	0.00	0.00
779	0.00	0.00	267,817.00	267,817.00	267,817.00	267,817.00	267,817.00	267,817.00	0.00	0.00
<b>TOTAL GENERAL</b>	<b>48,673,852.01</b>	<b>48,673,852.01</b>	<b>84,317,252.30</b>	<b>84,317,252.30</b>	<b>84,317,252.30</b>	<b>84,317,252.30</b>	<b>132,991,104.31</b>	<b>132,991,104.31</b>	<b>61,453,600.38</b>	<b>61,453,600.38</b>

DIRECTOR FINANCIAR CONTABIL  
EC. ANCA MUNTEAN




MANAGER  
DR. MURESAN VASILE

## BALANTA CONTABILA DE VERIFICARE

Tip balanta: Toate conturile

Perioada: 01.01.2016 - 30.06.2016

Total pana la: Total Sint. I

Total general pInsumarea tuturor analiticelor

- Lei noi -

Symbol Cont	SOLD INITIAL		RULAJE CURENTE		RULAJE CUMULATE AN		TOTAL SUME		SOLD FINAL	
	DEBIT	CREDIT	DEBIT	CREDIT	DEBIT	CREDIT	DEBIT	CREDIT	DEBIT	CREDIT
103.00.00	0.00	35,550,485.59	0.00	0.00	0.00	0.00	0.00	35,550,485.59	0.00	35,550,485.59
105.03.00	0.00	317,021.45	13,002.13	0.00	13,002.13	0.00	13,002.13	317,021.45	0.00	304,019.32
105.04.00	0.00	51.83	0.00	0.00	0.00	0.00	0.00	51.83	0.00	51.83
<b>105 : TOTAL</b>	<b>0.00</b>	<b>317,073.28</b>	<b>13,002.13</b>	<b>0.00</b>	<b>13,002.13</b>	<b>0.00</b>	<b>13,002.13</b>	<b>317,073.28</b>	<b>0.00</b>	<b>304,071.15</b>
117.00.00.01.09	0.00	20,065.37	0.00	0.00	0.00	0.00	0.00	20,065.37	0.00	20,065.37
117.00.00.01.10	0.00	134,126.29	0.00	0.00	0.00	0.00	0.00	134,126.29	0.00	134,126.29
117.00.00.01.12	0.00	0.00	209.17	0.00	209.17	0.00	209.17	0.00	209.17	0.00
117.00.00.01.22	0.00	317,073.24	0.00	13,002.13	13,002.13	0.00	0.00	330,075.37	0.00	330,075.37
<b>117.00.00.01 : TOTAL</b>	<b>0.00</b>	<b>471,264.90</b>	<b>209.17</b>	<b>13,002.13</b>	<b>13,002.13</b>	<b>209.17</b>	<b>209.17</b>	<b>484,267.03</b>	<b>0.00</b>	<b>484,057.86</b>
117.00.00.10.01	0.00	56.60	0.00	0.00	0.00	0.00	0.00	56.60	0.00	56.60
117.00.00.10.02	0.00	70.96	0.00	0.00	0.00	0.00	0.00	70.96	0.00	70.96
117.00.00.10.03	9,937.56	0.00	0.00	0.00	0.00	0.00	9,937.56	0.00	9,937.56	0.00
117.00.00.10.04	49.68	0.00	0.00	0.00	0.00	0.00	49.68	0.00	49.68	0.00
117.00.00.10.05	5,545.32	0.00	0.00	0.00	0.00	0.00	5,545.32	0.00	5,545.32	0.00
117.00.00.10.15	0.00	4,568,392.58	0.00	2,289,858.80	2,289,858.80	0.00	0.00	6,858,251.38	0.00	6,858,251.38
<b>117.00.00.10 : TOTAL</b>	<b>0.00</b>	<b>4,552,987.58</b>	<b>0.00</b>	<b>2,289,858.80</b>	<b>2,289,858.80</b>	<b>0.00</b>	<b>0.00</b>	<b>6,842,846.38</b>	<b>0.00</b>	<b>6,842,846.38</b>
117.00.00 : TOTAL	0.00	5,024,252.48	209.17	2,302,860.93	2,302,860.93	209.17	209.17	7,327,113.41	0.00	7,326,904.24
<b>117 : TOTAL</b>	<b>0.00</b>	<b>5,024,252.48</b>	<b>209.17</b>	<b>2,302,860.93</b>	<b>2,302,860.93</b>	<b>209.17</b>	<b>209.17</b>	<b>7,327,113.41</b>	<b>0.00</b>	<b>7,326,904.24</b>
121.00.00.10	0.00	2,291,548.40	13,220,132.62	10,980,642.02	10,980,642.02	13,220,132.62	13,272,190.42	13,272,190.42	0.00	52,057.80
208.02.00	150,919.84	0.00	4,320.00	0.00	0.00	4,320.00	155,239.84	0.00	155,239.84	0.00
211.01.01	12,649,166.00	0.00	0.00	0.00	0.00	0.00	12,649,166.00	0.00	12,649,166.00	0.00
211.01.02	1,320,387.00	0.00	0.00	0.00	0.00	0.00	1,320,387.00	0.00	1,320,387.00	0.00
<b>211.01 : TOTAL</b>	<b>13,969,553.00</b>	<b>0.00</b>	<b>0.00</b>	<b>0.00</b>	<b>0.00</b>	<b>0.00</b>	<b>13,969,553.00</b>	<b>0.00</b>	<b>13,969,553.00</b>	<b>0.00</b>
<b>211 : TOTAL</b>	<b>13,969,553.00</b>	<b>0.00</b>	<b>0.00</b>	<b>0.00</b>	<b>0.00</b>	<b>0.00</b>	<b>13,969,553.00</b>	<b>0.00</b>	<b>13,969,553.00</b>	<b>0.00</b>
212.00.00.01	16,895,264.81	0.00	1,440.00	0.00	0.00	1,440.00	16,896,704.81	0.00	16,896,704.81	0.00
212.00.00.02	4,685,667.88	0.00	0.00	0.00	0.00	0.00	4,685,667.88	0.00	4,685,667.88	0.00
<b>212.00.00 : TOTAL</b>	<b>21,580,932.69</b>	<b>0.00</b>	<b>1,440.00</b>	<b>0.00</b>	<b>0.00</b>	<b>1,440.00</b>	<b>21,582,372.69</b>	<b>0.00</b>	<b>21,582,372.69</b>	<b>0.00</b>
<b>212.00 : TOTAL</b>	<b>21,580,932.69</b>	<b>0.00</b>	<b>1,440.00</b>	<b>0.00</b>	<b>0.00</b>	<b>1,440.00</b>	<b>21,582,372.69</b>	<b>0.00</b>	<b>21,582,372.69</b>	<b>0.00</b>
<b>212 : TOTAL</b>	<b>21,580,932.69</b>	<b>0.00</b>	<b>1,440.00</b>	<b>0.00</b>	<b>0.00</b>	<b>1,440.00</b>	<b>21,582,372.69</b>	<b>0.00</b>	<b>21,582,372.69</b>	<b>0.00</b>
213.01.00.01	6,235,236.24	0.00	0.00	498,493.66	498,493.66	0.00	6,235,236.24	498,493.66	5,736,742.58	0.00
213.01.00.02	45,963.33	0.00	0.00	0.00	0.00	0.00	45,963.33	0.00	45,963.33	0.00
<b>213.01.00 : TOTAL</b>	<b>6,281,199.57</b>	<b>0.00</b>	<b>0.00</b>	<b>498,493.66</b>	<b>498,493.66</b>	<b>0.00</b>	<b>6,281,199.57</b>	<b>498,493.66</b>	<b>5,782,705.91</b>	<b>0.00</b>
<b>213.01 : TOTAL</b>	<b>6,281,199.57</b>	<b>0.00</b>	<b>0.00</b>	<b>498,493.66</b>	<b>498,493.66</b>	<b>0.00</b>	<b>6,281,199.57</b>	<b>498,493.66</b>	<b>5,782,705.91</b>	<b>0.00</b>
213.02.00.01	163,852.70	0.00	0.00	5,001.01	5,001.01	0.00	163,852.70	5,001.01	158,851.69	0.00
213.03.00.01	106,166.02	0.00	0.00	0.00	0.00	0.00	106,166.02	0.00	106,166.02	0.00
213.04.00.02	0.17	0.00	0.00	0.00	0.00	0.00	0.17	0.00	0.17	0.00
<b>213 : TOTAL</b>	<b>6,551,218.46</b>	<b>0.00</b>	<b>0.00</b>	<b>503,494.67</b>	<b>503,494.67</b>	<b>0.00</b>	<b>6,551,218.46</b>	<b>503,494.67</b>	<b>6,047,723.79</b>	<b>0.00</b>

Symbol Cont	SOLD INITIAL		RUL. E CURENTE		RULAJE CUMULATE AN		TOTAL SUME		SOLD FINAL	
	DEBIT	CREDIT	DEBIT	CREDIT	DEBIT	CREDIT	DEBIT	CREDIT	DEBIT	CREDIT
214.00.00.01	422,040.44	0.00	0.00	0.00	0.00	0.00	422,040.44	0.00	422,040.44	0.00
214.00.00.02	16,513.89	0.00	19,592.89	0.00	19,592.89	0.00	36,106.78	0.00	36,106.78	0.00
<b>214.00.00 : TOTAL</b>	<b>438,554.33</b>	<b>0.00</b>	<b>19,592.89</b>	<b>0.00</b>	<b>19,592.89</b>	<b>0.00</b>	<b>458,147.22</b>	<b>0.00</b>	<b>458,147.22</b>	<b>0.00</b>
214.00 : TOTAL	438,554.33	0.00	19,592.89	0.00	19,592.89	0.00	458,147.22	0.00	458,147.22	0.00
231.00.00.01	9,920.00	0.00	0.00	0.00	0.00	0.00	9,920.00	0.00	9,920.00	0.00
231.00.00.02	0.00	0.00	3,000.00	0.00	3,000.00	0.00	3,000.00	0.00	3,000.00	0.00
<b>231.00.00 : TOTAL</b>	<b>9,920.00</b>	<b>0.00</b>	<b>3,000.00</b>	<b>0.00</b>	<b>3,000.00</b>	<b>0.00</b>	<b>12,920.00</b>	<b>0.00</b>	<b>12,920.00</b>	<b>0.00</b>
231.00 : TOTAL	9,920.00	0.00	3,000.00	0.00	3,000.00	0.00	12,920.00	0.00	12,920.00	0.00
280.08.00.8	0.00	150,919.80	0.00	1,080.08	0.00	1,080.08	0.00	151,999.88	0.00	151,999.88
281.03.00.1.1	0.00	3,649,823.73	498,493.66	140,395.37	498,493.66	140,395.37	498,493.66	3,790,219.10	0.00	3,291,725.44
281.03.00.2.1	0.00	97,648.55	5,001.01	3,078.97	5,001.01	3,078.97	5,001.01	100,727.52	0.00	95,726.51
281.03.00.2.2	0.00	45,964.69	0.00	-1.36	0.00	-1.36	0.00	45,963.33	0.00	45,963.33
<b>281.03.00.2 : TOTAL</b>	<b>0.00</b>	<b>143,613.24</b>	<b>5,001.01</b>	<b>3,077.61</b>	<b>5,001.01</b>	<b>3,077.61</b>	<b>5,001.01</b>	<b>146,690.85</b>	<b>0.00</b>	<b>141,689.84</b>
281.03.00.3.1	0.00	106,166.02	0.00	0.00	0.00	0.00	0.00	106,166.02	0.00	106,166.02
281.03.00.4.2	0.00	0.17	0.00	0.00	0.00	0.00	0.00	0.17	0.00	0.17
<b>281.03.00 : TOTAL</b>	<b>0.00</b>	<b>3,899,603.16</b>	<b>503,494.67</b>	<b>143,472.98</b>	<b>503,494.67</b>	<b>143,472.98</b>	<b>503,494.67</b>	<b>4,043,076.14</b>	<b>0.00</b>	<b>3,539,581.47</b>
281.03 : TOTAL	0.00	3,899,603.16	503,494.67	143,472.98	503,494.67	143,472.98	503,494.67	4,043,076.14	0.00	3,539,581.47
281.04.00.1	0.00	72,050.09	0.00	8,625.13	0.00	8,625.13	0.00	80,675.22	0.00	80,675.22
281.04.00.2	0.00	6,268.67	0.00	571.16	0.00	571.16	0.00	6,839.83	0.00	6,839.83
<b>281.04.00 : TOTAL</b>	<b>0.00</b>	<b>78,318.76</b>	<b>0.00</b>	<b>9,196.29</b>	<b>0.00</b>	<b>9,196.29</b>	<b>0.00</b>	<b>87,515.05</b>	<b>0.00</b>	<b>87,515.05</b>
281.04 : TOTAL	0.00	78,318.76	0.00	9,196.29	0.00	9,196.29	0.00	87,515.05	0.00	87,515.05
281 : TOTAL	0.00	3,977,921.92	503,494.67	152,669.27	503,494.67	152,669.27	503,494.67	4,130,591.19	0.00	3,627,096.52
302.02.00.01	466.22	0.00	3,634.02	3,735.88	3,634.02	3,735.88	4,100.24	3,735.88	364.36	0.00
302.02.00.02	149.99	0.00	0.00	149.99	0.00	149.99	149.99	149.99	0.00	0.00
<b>302.02.00 : TOTAL</b>	<b>616.21</b>	<b>0.00</b>	<b>3,634.02</b>	<b>3,885.87</b>	<b>3,634.02</b>	<b>3,885.87</b>	<b>4,250.23</b>	<b>3,885.87</b>	<b>364.36</b>	<b>0.00</b>
302.02 : TOTAL	616.21	0.00	3,634.02	3,885.87	3,634.02	3,885.87	4,250.23	3,885.87	364.36	0.00
302.04.00.01	538.32	0.00	58,182.86	45,214.35	58,182.86	45,214.35	58,721.18	45,214.35	13,506.83	0.00
302.04.00.02	90.03	0.00	0.00	0.00	0.00	0.00	90.03	0.00	90.03	0.00
<b>302.04.00 : TOTAL</b>	<b>628.35</b>	<b>0.00</b>	<b>58,182.86</b>	<b>45,214.35</b>	<b>58,182.86</b>	<b>45,214.35</b>	<b>58,811.21</b>	<b>45,214.35</b>	<b>13,596.86</b>	<b>0.00</b>
302.04 : TOTAL	628.35	0.00	58,182.86	45,214.35	58,182.86	45,214.35	58,811.21	45,214.35	13,596.86	0.00
302.07.00.01	31,405.20	0.00	143,402.37	154,125.05	143,402.37	154,125.05	174,807.57	154,125.05	20,682.52	0.00
302.07.00.02	11,079.79	0.00	51,710.43	54,004.92	51,710.43	54,004.92	62,790.22	54,004.92	8,785.30	0.00
<b>302.07.00 : TOTAL</b>	<b>42,484.99</b>	<b>0.00</b>	<b>195,112.80</b>	<b>208,129.97</b>	<b>195,112.80</b>	<b>208,129.97</b>	<b>237,597.79</b>	<b>208,129.97</b>	<b>29,467.82</b>	<b>0.00</b>
302.07 : TOTAL	42,484.99	0.00	195,112.80	208,129.97	195,112.80	208,129.97	237,597.79	208,129.97	29,467.82	0.00
302.08.00.01	108,811.59	0.00	158,224.07	169,661.59	158,224.07	169,661.59	267,035.66	169,661.59	97,374.07	0.00
302.08.00.02	15,611.41	0.00	27,277.37	28,291.98	27,277.37	28,291.98	42,888.78	28,291.98	14,596.80	0.00
<b>302.08.00 : TOTAL</b>	<b>124,423.00</b>	<b>0.00</b>	<b>185,501.44</b>	<b>197,953.57</b>	<b>185,501.44</b>	<b>197,953.57</b>	<b>309,924.44</b>	<b>197,953.57</b>	<b>111,970.87</b>	<b>0.00</b>
302.08 : TOTAL	124,423.00	0.00	185,501.44	197,953.57	185,501.44	197,953.57	309,924.44	197,953.57	111,970.87	0.00
302.09.00.1.01	257,834.13	0.00	459,536.07	573,064.11	459,536.07	573,064.11	717,370.20	573,064.11	144,306.09	0.00
302.09.00.1.03	6,365.60	0.00	6,976.00	9,504.80	6,976.00	9,504.80	13,341.60	9,504.80	3,836.80	0.00
<b>302.09.00.1.10</b>	<b>1,343.45</b>	<b>0.00</b>	<b>30,184.70</b>	<b>16,334.18</b>	<b>30,184.70</b>	<b>16,334.18</b>	<b>31,528.15</b>	<b>16,334.18</b>	<b>15,193.97</b>	<b>0.00</b>
302.09.00.1.11	653.56	0.00	1,190.28	1,371.01	1,190.28	1,371.01	1,843.84	1,371.01	472.83	0.00
<b>302.09.00.1.13</b>	<b>13,552.66</b>	<b>0.00</b>	<b>12,070.49</b>	<b>12,070.49</b>	<b>12,070.49</b>	<b>12,070.49</b>	<b>25,623.15</b>	<b>12,070.49</b>	<b>13,552.66</b>	<b>0.00</b>

Symbol Cont	SOLD INITIAL		RUL. ECURENTE		RULAJE CUMULATE AN		TOTAL SUME		SOLD FINAL	
	DEBIT	CREDIT	DEBIT	CREDIT	DEBIT	CREDIT	DEBIT	CREDIT	DEBIT	CREDIT
302.09.00.14	0.00	0.00	4,983.29	2,607.16	4,983.29	2,607.16	4,983.29	2,607.16	2,376.13	0.00
<b>302.09.00.1 : TOTAL</b>	<b>279,749.40</b>	<b>0.00</b>	<b>514,940.83</b>	<b>614,951.75</b>	<b>514,940.83</b>	<b>614,951.75</b>	<b>794,690.23</b>	<b>614,951.75</b>	<b>179,738.48</b>	<b>0.00</b>
302.09.00.2.01	84,944.33	0.00	195,749.41	176,408.72	195,749.41	176,408.72	280,693.74	176,408.72	104,285.02	0.00
302.09.00.2.02	523.28	0.00	2,895.02	2,668.40	2,895.02	2,668.40	3,418.30	2,668.40	749.90	0.00
<b>302.09.00.2 : TOTAL</b>	<b>85,467.61</b>	<b>0.00</b>	<b>198,644.43</b>	<b>179,077.12</b>	<b>198,644.43</b>	<b>179,077.12</b>	<b>284,112.04</b>	<b>179,077.12</b>	<b>105,034.92</b>	<b>0.00</b>
302.09.00.3	368,515.39	0.00	499,227.53	494,710.20	499,227.53	494,710.20	867,742.92	494,710.20	373,032.72	0.00
302.09.00.4.01	23,412.57	0.00	51,556.80	66,934.76	51,556.80	66,934.76	74,969.37	66,934.76	8,034.61	0.00
302.09.00.4.02	2,904.08	0.00	5,509.20	5,046.08	5,509.20	5,046.08	8,413.28	5,046.08	3,367.20	0.00
<b>302.09.00.4 : TOTAL</b>	<b>26,316.65</b>	<b>0.00</b>	<b>57,066.00</b>	<b>71,980.84</b>	<b>57,066.00</b>	<b>71,980.84</b>	<b>83,382.65</b>	<b>71,980.84</b>	<b>11,401.81</b>	<b>0.00</b>
302.09.00.6	21,491.00	0.00	57,682.80	48,370.90	57,682.80	48,370.90	79,173.80	48,370.90	30,802.90	0.00
302.09.00.7.1	27,589.63	0.00	63,941.52	77,425.72	63,941.52	77,425.72	91,531.15	77,425.72	14,105.43	0.00
302.09.00.7.4	18.29	0.00	182.82	182.82	182.82	182.82	201.11	182.82	18.29	0.00
<b>302.09.00.7 : TOTAL</b>	<b>27,607.92</b>	<b>0.00</b>	<b>64,124.34</b>	<b>77,608.54</b>	<b>64,124.34</b>	<b>77,608.54</b>	<b>91,732.26</b>	<b>77,608.54</b>	<b>14,123.72</b>	<b>0.00</b>
302.09.00.8	3,874.61	0.00	1,649.93	4,101.06	1,649.93	4,101.06	5,524.54	4,101.06	1,423.48	0.00
<b>302.09.00 : TOTAL</b>	<b>813,022.58</b>	<b>0.00</b>	<b>1,393,335.86</b>	<b>1,490,800.41</b>	<b>1,393,335.86</b>	<b>1,490,800.41</b>	<b>2,206,358.44</b>	<b>1,490,800.41</b>	<b>715,558.03</b>	<b>0.00</b>
<b>302.09 : TOTAL</b>	<b>813,022.58</b>	<b>0.00</b>	<b>1,393,335.86</b>	<b>1,490,800.41</b>	<b>1,393,335.86</b>	<b>1,490,800.41</b>	<b>2,206,358.44</b>	<b>1,490,800.41</b>	<b>715,558.03</b>	<b>0.00</b>
<b>302 : TOTAL</b>	<b>981,175.13</b>	<b>0.00</b>	<b>1,835,766.98</b>	<b>1,945,984.17</b>	<b>1,835,766.98</b>	<b>1,945,984.17</b>	<b>2,816,942.11</b>	<b>1,945,984.17</b>	<b>870,957.94</b>	<b>0.00</b>
303.01.00.01.01	7,227.25	0.00	47,168.24	35,174.24	47,168.24	35,174.24	54,395.49	35,174.24	19,221.25	0.00
303.01.00.01.02	34,640.51	0.00	6,323.00	22,791.63	6,323.00	22,791.63	40,963.51	22,791.63	18,171.88	0.00
303.01.00.01.03	1,350.68	0.00	153,311.60	143,161.21	153,311.60	143,161.21	154,662.28	143,161.21	11,501.07	0.00
303.01.00.01.04	526.63	0.00	9,599.94	9,599.97	9,599.94	9,599.97	10,126.57	9,599.97	526.60	0.00
<b>303.01.00.01 : TOTAL</b>	<b>43,745.07</b>	<b>0.00</b>	<b>216,402.78</b>	<b>210,727.05</b>	<b>216,402.78</b>	<b>210,727.05</b>	<b>260,147.85</b>	<b>210,727.05</b>	<b>49,420.80</b>	<b>0.00</b>
303.01.00.02.01	12,781.01	0.00	1,173.94	11,852.03	1,173.94	11,852.03	13,954.95	11,852.03	2,102.92	0.00
303.01.00.02.02	28.20	0.00	5,976.00	0.01	5,976.00	0.01	6,004.20	0.01	6,004.19	0.00
303.01.00.02.03	509.67	0.00	0.00	509.67	0.00	509.67	509.67	0.00	0.00	0.00
303.01.00.02.04	1,231.70	0.00	0.00	0.00	0.00	0.00	1,231.70	0.00	1,231.70	0.00
<b>303.01.00.02 : TOTAL</b>	<b>14,550.58</b>	<b>0.00</b>	<b>7,149.94</b>	<b>12,361.71</b>	<b>7,149.94</b>	<b>12,361.71</b>	<b>21,700.52</b>	<b>12,361.71</b>	<b>9,338.81</b>	<b>0.00</b>
<b>303.01.00 : TOTAL</b>	<b>58,295.65</b>	<b>0.00</b>	<b>223,552.72</b>	<b>223,088.76</b>	<b>223,552.72</b>	<b>223,088.76</b>	<b>281,848.37</b>	<b>223,088.76</b>	<b>58,759.61</b>	<b>0.00</b>
<b>303.01 : TOTAL</b>	<b>58,295.65</b>	<b>0.00</b>	<b>223,552.72</b>	<b>223,088.76</b>	<b>223,552.72</b>	<b>223,088.76</b>	<b>281,848.37</b>	<b>223,088.76</b>	<b>58,759.61</b>	<b>0.00</b>
303.02.00.01.01	518,353.11	0.00	35,174.27	0.00	35,174.27	0.00	553,527.38	0.00	553,527.38	0.00
303.02.00.01.02	98,288.39	0.00	22,791.64	814.96	22,791.64	814.96	121,080.03	814.96	120,265.07	0.00
303.02.00.01.03	193,631.49	0.00	143,161.21	0.00	143,161.21	0.00	336,792.70	0.00	336,792.70	0.00
303.02.00.01.04	180,068.46	0.00	9,599.94	0.01	9,599.94	0.01	189,668.40	0.01	189,668.39	0.00
<b>303.02.00.01 : TOTAL</b>	<b>990,341.45</b>	<b>0.00</b>	<b>210,727.06</b>	<b>814.97</b>	<b>210,727.06</b>	<b>814.97</b>	<b>1,201,068.51</b>	<b>814.97</b>	<b>1,200,253.54</b>	<b>0.00</b>
303.02.00.02.01	54,426.02	0.00	11,852.02	0.00	11,852.02	0.00	66,278.04	0.00	66,278.04	0.00
303.02.00.02.02	32,197.05	0.00	814.96	0.00	814.96	0.00	33,012.01	0.00	33,012.01	0.00
303.02.00.02.03	3,974.36	0.00	509.67	0.00	509.67	0.00	4,484.03	0.00	4,484.03	0.00
303.02.00.02.04	18,197.60	0.00	0.00	0.00	0.00	0.00	18,197.60	0.00	18,197.60	0.00
<b>303.02.00.02 : TOTAL</b>	<b>108,795.03</b>	<b>0.00</b>	<b>13,176.65</b>	<b>0.00</b>	<b>13,176.65</b>	<b>0.00</b>	<b>121,971.68</b>	<b>0.00</b>	<b>121,971.68</b>	<b>0.00</b>
<b>303.02.00 : TOTAL</b>	<b>1,099,136.48</b>	<b>0.00</b>	<b>223,903.71</b>	<b>814.97</b>	<b>223,903.71</b>	<b>814.97</b>	<b>1,323,040.19</b>	<b>814.97</b>	<b>1,322,225.22</b>	<b>0.00</b>
<b>303.02 : TOTAL</b>	<b>1,099,136.48</b>	<b>0.00</b>	<b>223,903.71</b>	<b>814.97</b>	<b>223,903.71</b>	<b>814.97</b>	<b>1,323,040.19</b>	<b>814.97</b>	<b>1,322,225.22</b>	<b>0.00</b>
<b>303 : TOTAL</b>	<b>1,157,432.13</b>	<b>0.00</b>	<b>447,456.43</b>	<b>223,903.73</b>	<b>447,456.43</b>	<b>223,903.73</b>	<b>1,604,888.56</b>	<b>223,903.73</b>	<b>1,380,984.83</b>	<b>0.00</b>
307.00.00.01	26,000.63	0.00	386.95	15,728.73	386.95	15,728.73	26,387.58	15,728.73	10,658.85	0.00
307.00.00.02	0.00	0.00	1,115.36	1,100.60	1,115.36	1,100.60	1,115.36	1,100.60	14.76	0.00
307.00.00.03	0.00	0.00	5,065.18	5,065.18	5,065.18	5,065.18	5,065.18	5,065.18	0.00	0.00

Symbol Cont	SOLD INITIAL		RUL E CURENTE		RULAJE CUMULATE AN		TOTAL SUME		SOLD FINAL	
	DEBIT	CREDIT	DEBIT	CREDIT	DEBIT	CREDIT	DEBIT	CREDIT	DEBIT	CREDIT
307.00.00 : TOTAL	26,000.63	0.00	6,567.49	21,894.51	6,567.49	21,894.51	32,568.12	21,894.51	10,673.61	0.00
307.00 : TOTAL	26,000.63	0.00	6,567.49	21,894.51	6,567.49	21,894.51	32,568.12	21,894.51	10,673.61	0.00
307 : TOTAL	26,000.63	0.00	6,567.49	21,894.51	6,567.49	21,894.51	32,568.12	21,894.51	10,673.61	0.00
345.00.00.01	0.00	0.00	36,016.95	36,016.95	36,016.95	36,016.95	36,016.95	36,016.95	0.00	0.00
381.00.00.01	0.00	0.00	399.84	0.00	399.84	0.00	399.84	399.84	399.84	0.00
401.01.00	0.00	4,776.63	3,394,197.57	3,912,917.45	3,394,197.57	3,912,917.45	3,394,197.57	3,917,694.08	0.00	523,496.51
404.01.00.034	0.00	0.00	0.00	3,000.00	0.00	3,000.00	0.00	3,000.00	0.00	3,000.00
404.01.00.050	0.00	0.00	4,320.00	4,320.00	4,320.00	4,320.00	4,320.00	4,320.00	0.00	0.00
404.01.00.075	0.00	0.00	1,440.00	1,440.00	1,440.00	1,440.00	1,440.00	1,440.00	0.00	0.00
404.01.00.076	0.00	0.00	0.00	19,592.89	0.00	19,592.89	0.00	19,592.89	0.00	0.00
404.01.00 : TOTAL	0.00	0.00	5,760.00	28,352.89	5,760.00	28,352.89	5,760.00	28,352.89	0.00	22,592.89
404.01 : TOTAL	0.00	0.00	5,760.00	28,352.89	5,760.00	28,352.89	5,760.00	28,352.89	0.00	22,592.89
404 : TOTAL	0.00	0.00	5,760.00	28,352.89	5,760.00	28,352.89	5,760.00	28,352.89	0.00	22,592.89
411.01.01	1,887,754.71	0.00	12,898,338.05	13,055,917.29	12,898,338.05	13,055,917.29	14,786,092.76	13,055,917.29	1,730,175.47	0.00
421.00.00.01	0.00	456,646.00	4,109,865.43	4,101,666.43	4,109,865.43	4,101,666.43	4,109,865.43	4,558,312.43	0.00	448,447.00
421.00.00.02	0.00	50,755.00	474,848.00	479,830.00	474,848.00	479,830.00	474,848.00	530,585.00	0.00	55,737.00
421.00.00.04	0.00	55,883.00	524,220.78	529,275.78	524,220.78	529,275.78	524,220.78	585,158.78	0.00	60,938.00
421.00.00.05	0.00	127,839.00	1,644,261.07	1,713,626.07	1,644,261.07	1,713,626.07	1,644,261.07	1,841,465.07	0.00	197,204.00
421.00.00 : TOTAL	0.00	691,123.00	6,753,195.28	6,824,398.28	6,753,195.28	6,824,398.28	6,753,195.28	7,515,521.28	0.00	762,326.00
421.00 : TOTAL	0.00	691,123.00	6,753,195.28	6,824,398.28	6,753,195.28	6,824,398.28	6,753,195.28	7,515,521.28	0.00	762,326.00
421 : TOTAL	0.00	691,123.00	6,753,195.28	6,824,398.28	6,753,195.28	6,824,398.28	6,753,195.28	7,515,521.28	0.00	762,326.00
423.00.00.01	0.00	5,809.00	53,359.00	65,651.00	53,359.00	65,651.00	53,359.00	71,460.00	0.00	18,101.00
423.00.00.02	0.00	638.00	6,233.00	6,288.00	6,233.00	6,288.00	6,233.00	6,926.00	0.00	693.00
423.00.00.04	0.00	720.00	5,277.00	5,334.00	5,277.00	5,334.00	5,277.00	6,054.00	0.00	777.00
423.00.00.05	0.00	1,563.00	19,656.00	20,501.00	19,656.00	20,501.00	19,656.00	22,064.00	0.00	2,408.00
423.00.00 : TOTAL	0.00	8,730.00	84,525.00	97,774.00	84,525.00	97,774.00	84,525.00	106,504.00	0.00	21,979.00
423.00 : TOTAL	0.00	8,730.00	84,525.00	97,774.00	84,525.00	97,774.00	84,525.00	106,504.00	0.00	21,979.00
423 : TOTAL	0.00	8,730.00	84,525.00	97,774.00	84,525.00	97,774.00	84,525.00	106,504.00	0.00	21,979.00
425.00.00.01	1,000.00	0.00	1,700.00	2,200.00	1,700.00	2,200.00	2,700.00	2,200.00	500.00	0.00
427.01.00.1.01	0.00	650.00	7,710.00	8,060.00	7,710.00	8,060.00	7,710.00	8,710.00	0.00	1,000.00
427.01.00.2.01	0.00	12,209.00	75,349.00	76,108.00	75,349.00	76,108.00	75,349.00	88,317.00	0.00	12,968.00
427.01.00.2.02	0.00	786.00	3,108.00	2,670.00	3,108.00	2,670.00	3,108.00	3,456.00	0.00	348.00
427.01.00.2.04	0.00	2,156.00	11,860.00	11,641.00	11,860.00	11,641.00	11,860.00	13,797.00	0.00	1,937.00
427.01.00.2 : TOTAL	0.00	15,151.00	90,317.00	90,419.00	90,317.00	90,419.00	90,317.00	105,570.00	0.00	15,253.00
427.01.00.3.01	0.00	5,501.00	33,463.00	33,531.00	33,463.00	33,531.00	33,463.00	39,032.00	0.00	5,569.00
427.01.00.3.02	0.00	533.00	3,419.00	3,507.00	3,419.00	3,507.00	3,419.00	4,040.00	0.00	621.00
427.01.00.3.04	0.00	882.00	5,157.00	5,142.00	5,157.00	5,142.00	5,157.00	6,024.00	0.00	867.00
427.01.00.3.05	0.00	400.00	3,567.00	3,819.00	3,567.00	3,819.00	3,567.00	4,219.00	0.00	652.00
427.01.00.3 : TOTAL	0.00	7,316.00	45,606.00	45,999.00	45,606.00	45,999.00	45,606.00	53,315.00	0.00	7,709.00
427.01.00.4.01	0.00	0.00	441.43	441.43	441.43	441.43	441.43	441.43	0.00	0.00
427.01.00.4.04	0.00	0.00	1,812.85	1,812.85	1,812.85	1,812.85	1,812.85	1,812.85	0.00	0.00
427.01.00.4 : TOTAL	0.00	0.00	2,254.28	2,254.28	2,254.28	2,254.28	2,254.28	2,254.28	0.00	0.00
427.01.00.5.01	-407.00	0.00	17,441.00	18,296.00	17,441.00	18,296.00	17,034.00	18,296.00	-1,262.00	0.00
427.01.00.5.02	0.00	0.00	1,672.00	1,920.00	1,672.00	1,920.00	1,672.00	1,920.00	-248.00	0.00
427.01.00.5.04	0.00	0.00	1,086.00	1,086.00	1,086.00	1,086.00	1,086.00	1,086.00	0.00	0.00

Symbol Cont	SOLD INITIAL		RUL. E CURENTE		RULAJE CUMULATE AN		TOTAL SUME		SOLD FINAL	
	DEBIT	CREDIT	DEBIT	CREDIT	DEBIT	CREDIT	DEBIT	CREDIT	DEBIT	CREDIT
427.01.00.5 : TOTAL	-407.00	0.00	20,199.00	21,302.00	20,199.00	21,302.00	19,792.00	21,302.00	-1,510.00	0.00
427.01.00 : TOTAL	0.00	23,524.00	166,086.28	168,034.28	166,086.28	168,034.28	166,086.28	168,034.28	0.00	25,472.00
427.01 : TOTAL	0.00	23,524.00	166,086.28	168,034.28	166,086.28	168,034.28	166,086.28	168,034.28	0.00	25,472.00
428.01.01.1	0.00	24,500.01	0.00	168,034.28	166,086.28	168,034.28	166,086.28	168,034.28	0.00	25,472.00
428.01.01.2	0.00	0.00	342,429.85	21,031.00	342,429.85	21,031.00	0.00	45,531.01	0.00	45,531.01
428.01.01 : TOTAL	0.00	24,500.01	342,429.85	342,429.85	342,429.85	342,429.85	342,429.85	342,429.85	0.00	0.00
428.01 : TOTAL	0.00	24,500.01	342,429.85	363,460.85	342,429.85	363,460.85	342,429.85	387,960.86	0.00	45,531.01
429.00.00	0.00	0.00	342,429.85	363,460.85	342,429.85	363,460.85	342,429.85	387,960.86	0.00	0.00
431.01.00.01	0.00	142,237.00	858,085.00	344,190.00	858,085.00	344,190.00	858,085.00	999,050.00	0.00	140,965.00
431.01.00.02	0.00	15,840.00	99,074.00	100,208.00	99,074.00	100,208.00	99,074.00	116,048.00	0.00	16,974.00
431.01.00.04	0.00	17,806.00	108,862.00	110,074.00	108,862.00	110,074.00	108,862.00	127,880.00	0.00	19,018.00
431.01.00.05	0.00	29,046.00	256,604.00	272,477.00	256,604.00	272,477.00	256,604.00	301,523.00	0.00	44,919.00
431.01.00 : TOTAL	0.00	204,929.00	1,322,625.00	1,339,572.00	1,322,625.00	1,339,572.00	1,322,625.00	1,544,501.00	0.00	221,876.00
431.01 : TOTAL	0.00	204,929.00	1,322,625.00	1,339,572.00	1,322,625.00	1,339,572.00	1,322,625.00	1,544,501.00	0.00	221,876.00
431.02.00.01	0.00	71,646.00	432,976.00	432,486.00	432,486.00	432,976.00	432,976.00	504,132.00	0.00	71,156.00
431.02.00.02	0.00	7,996.00	50,013.00	50,586.00	50,586.00	50,013.00	50,586.00	58,582.00	0.00	8,569.00
431.02.00.04	0.00	8,988.00	54,948.00	55,558.00	54,948.00	55,558.00	54,948.00	64,546.00	0.00	9,598.00
431.02.00.05	0.00	19,308.00	170,579.00	181,135.00	170,579.00	181,135.00	170,579.00	200,443.00	0.00	29,864.00
431.02.00 : TOTAL	0.00	107,938.00	708,516.00	719,765.00	708,516.00	719,765.00	708,516.00	827,703.00	0.00	119,187.00
431.02 : TOTAL	0.00	107,938.00	708,516.00	719,765.00	708,516.00	719,765.00	708,516.00	827,703.00	0.00	119,187.00
431.03.00.01	0.00	35,506.00	213,795.00	213,284.00	213,795.00	213,284.00	213,795.00	248,790.00	0.00	34,995.00
431.03.00.02	0.00	3,911.00	24,618.00	24,950.00	24,618.00	24,950.00	24,618.00	28,861.00	0.00	4,243.00
431.03.00.04	0.00	4,407.00	27,178.00	27,525.00	27,178.00	27,525.00	27,178.00	31,932.00	0.00	4,754.00
431.03.00.05	0.00	9,560.00	83,941.00	89,109.00	83,941.00	89,109.00	83,941.00	98,669.00	0.00	14,728.00
431.03.00 : TOTAL	0.00	53,384.00	349,532.00	354,868.00	349,532.00	354,868.00	349,532.00	408,252.00	0.00	58,720.00
431.03 : TOTAL	0.00	53,384.00	349,532.00	354,868.00	349,532.00	354,868.00	349,532.00	408,252.00	0.00	58,720.00
431.04.00.01	0.00	37,552.00	225,696.00	224,961.00	225,696.00	224,961.00	225,696.00	262,513.00	0.00	36,817.00
431.04.00.02	0.00	4,134.00	25,946.00	26,298.00	25,946.00	26,298.00	25,946.00	30,432.00	0.00	4,486.00
431.04.00.04	0.00	4,661.00	28,592.00	28,959.00	28,592.00	28,959.00	28,592.00	33,620.00	0.00	5,028.00
431.04.00.05	0.00	10,114.00	88,698.00	94,159.00	88,698.00	94,159.00	88,698.00	104,273.00	0.00	15,575.00
431.04.00 : TOTAL	0.00	56,461.00	368,932.00	374,377.00	368,932.00	374,377.00	368,932.00	430,838.00	0.00	61,906.00
431.04 : TOTAL	0.00	56,461.00	368,932.00	374,377.00	368,932.00	374,377.00	368,932.00	430,838.00	0.00	61,906.00
431.05.00.01	0.00	1,910.00	11,518.00	11,505.00	11,518.00	11,505.00	11,518.00	13,415.00	0.00	1,897.00
431.05.00.02	0.00	211.00	1,332.00	1,349.00	1,332.00	1,349.00	1,332.00	1,560.00	0.00	228.00
431.05.00.04	0.00	239.00	1,462.00	1,478.00	1,462.00	1,478.00	1,462.00	1,717.00	0.00	255.00
431.05.00.05	0.00	513.00	4,535.00	4,816.00	4,535.00	4,816.00	4,535.00	5,329.00	0.00	794.00
431.05.00 : TOTAL	0.00	2,873.00	18,847.00	19,148.00	18,847.00	19,148.00	18,847.00	22,021.00	0.00	3,174.00
431.05 : TOTAL	0.00	2,873.00	18,847.00	19,148.00	18,847.00	19,148.00	18,847.00	22,021.00	0.00	3,174.00
431.07.00.01	0.00	0.00	34,863.00	34,863.00	34,863.00	34,863.00	34,863.00	34,863.00	0.00	0.00
431.07.00.02	0.00	0.00	4,078.00	4,078.00	4,078.00	4,078.00	4,078.00	4,078.00	0.00	0.00
431.07.00.04	0.00	0.00	4,499.00	4,499.00	4,499.00	4,499.00	4,499.00	4,499.00	0.00	0.00
431.07.00.05	0.00	0.00	14,566.00	14,566.00	14,566.00	14,566.00	14,566.00	14,566.00	0.00	0.00
431.07.00 : TOTAL	0.00	0.00	58,006.00	58,006.00	58,006.00	58,006.00	58,006.00	58,006.00	0.00	0.00

Symbol Cont	SOLD INITIAL		RUL		EURENTE		RULAJE CUMULATE AN		TOTAL SUME		SOLD FINAL	
	DEBIT	CREDIT	DEBIT	CREDIT	DEBIT	CREDIT	DEBIT	CREDIT	DEBIT	CREDIT	DEBIT	CREDIT
431.07 : TOTAL	0.00	0.00	58,006.00	58,006.00	58,006.00	58,006.00	58,006.00	58,006.00	58,006.00	0.00	0.00	0.00
431 : TOTAL	0.00	425,585.00	2,826,458.00	2,865,736.00	2,865,736.00	2,865,736.00	2,826,458.00	2,826,458.00	2,826,458.00	0.00	0.00	464,863.00
437.01.00.01	0.00	3,413.00	20,462.00	20,371.00	20,371.00	20,371.00	20,462.00	20,462.00	23,784.00	0.00	0.00	3,322.00
437.01.00.02	0.00	377.00	2,375.00	2,406.00	2,406.00	2,406.00	2,375.00	2,375.00	2,783.00	0.00	0.00	408.00
437.01.00.04	0.00	424.00	2,613.00	2,646.00	2,646.00	2,646.00	2,613.00	2,613.00	3,070.00	0.00	0.00	457.00
437.01.00.05	0.00	919.00	8,072.00	8,569.00	8,569.00	8,569.00	8,072.00	8,072.00	9,488.00	0.00	0.00	1,416.00
437.01.00 : TOTAL	0.00	5,133.00	33,522.00	33,992.00	33,992.00	33,992.00	33,522.00	33,522.00	39,125.00	0.00	0.00	5,603.00
437.01 : TOTAL	0.00	5,133.00	33,522.00	33,992.00	33,992.00	33,992.00	33,522.00	33,522.00	39,125.00	0.00	0.00	5,603.00
437.02.00.01	0.00	3,412.00	20,438.00	20,341.00	20,341.00	20,341.00	20,438.00	20,438.00	23,753.00	0.00	0.00	3,315.00
437.02.00.02	0.00	373.00	2,363.00	2,400.00	2,400.00	2,400.00	2,363.00	2,363.00	2,773.00	0.00	0.00	410.00
437.02.00.04	0.00	421.00	2,588.00	2,620.00	2,620.00	2,620.00	2,588.00	2,588.00	3,041.00	0.00	0.00	453.00
437.02.00.05	0.00	920.00	8,084.00	8,583.00	8,583.00	8,583.00	8,084.00	8,084.00	9,503.00	0.00	0.00	1,419.00
437.02.00 : TOTAL	0.00	5,126.00	33,473.00	33,944.00	33,944.00	33,944.00	33,473.00	33,473.00	39,070.00	0.00	0.00	5,597.00
437.02 : TOTAL	0.00	5,126.00	33,473.00	33,944.00	33,944.00	33,944.00	33,473.00	33,473.00	39,070.00	0.00	0.00	5,597.00
437 : TOTAL	0.00	10,259.00	66,995.00	67,936.00	67,936.00	67,936.00	66,995.00	66,995.00	78,195.00	0.00	0.00	11,200.00
444.00.00.01	0.00	92,880.00	559,587.00	558,672.00	558,672.00	558,672.00	559,587.00	559,587.00	651,552.00	0.00	0.00	91,965.00
444.00.00.02	0.00	10,538.00	65,636.00	66,284.00	66,284.00	66,284.00	65,636.00	65,636.00	76,822.00	0.00	0.00	11,186.00
444.00.00.04	0.00	11,768.00	72,665.00	73,508.00	73,508.00	73,508.00	72,665.00	72,665.00	85,276.00	0.00	0.00	12,611.00
444.00.00.05	0.00	25,255.00	219,320.00	232,579.00	232,579.00	232,579.00	219,320.00	219,320.00	257,834.00	0.00	0.00	38,514.00
444.00.00 : TOTAL	0.00	140,441.00	917,208.00	931,043.00	931,043.00	931,043.00	917,208.00	917,208.00	1,071,484.00	0.00	0.00	154,276.00
444.00 : TOTAL	0.00	140,441.00	917,208.00	931,043.00	931,043.00	931,043.00	917,208.00	917,208.00	1,071,484.00	0.00	0.00	154,276.00
444 : TOTAL	0.00	140,441.00	917,208.00	931,043.00	931,043.00	931,043.00	917,208.00	917,208.00	1,071,484.00	0.00	0.00	154,276.00
461.01.01	22,458.83	0.00	40,002.65	6,946.86	6,946.86	6,946.86	40,002.65	40,002.65	62,461.48	55,514.62	0.00	0.00
462.01.01.1	0.00	0.00	2,362.00	2,362.00	2,362.00	2,362.00	2,362.00	2,362.00	2,362.00	0.00	0.00	0.00
462.01.01.2	0.00	17,586.34	4,925.72	3,091.00	3,091.00	3,091.00	4,925.72	4,925.72	20,677.34	0.00	0.00	15,751.62
462.01.01.4	0.00	0.00	720.00	720.00	720.00	720.00	720.00	720.00	720.00	0.00	0.00	0.00
462.01.01.6	0.00	0.00	7,478.71	7,478.71	7,478.71	7,478.71	7,478.71	7,478.71	7,478.71	0.00	0.00	0.00
462.01.01 : TOTAL	0.00	17,586.34	15,486.43	13,651.71	13,651.71	13,651.71	15,486.43	15,486.43	31,238.05	0.00	0.00	15,751.62
462.01 : TOTAL	0.00	17,586.34	15,486.43	13,651.71	13,651.71	13,651.71	15,486.43	15,486.43	31,238.05	0.00	0.00	15,751.62
462 : TOTAL	0.00	17,586.34	15,486.43	13,651.71	13,651.71	13,651.71	15,486.43	15,486.43	31,238.05	0.00	0.00	15,751.62
468.01.09	0.00	0.00	100,000.00	0.00	0.00	0.00	100,000.00	100,000.00	100,000.00	100,000.00	0.00	0.00
482.00.00.1	0.00	0.00	36,016.95	36,016.95	36,016.95	36,016.95	36,016.95	36,016.95	36,016.95	0.00	0.00	0.00
482.00.00.13	0.00	0.00	0.00	9,687.60	9,687.60	9,687.60	0.00	0.00	9,687.60	0.00	0.00	9,687.60
482.00.00.1 : TOTAL	0.00	0.00	36,016.95	45,704.55	45,704.55	45,704.55	36,016.95	36,016.95	45,704.55	0.00	0.00	9,687.60
482.00.00 : TOTAL	0.00	0.00	36,016.95	45,704.55	45,704.55	45,704.55	36,016.95	36,016.95	45,704.55	0.00	0.00	9,687.60
482.00 : TOTAL	0.00	0.00	36,016.95	45,704.55	45,704.55	45,704.55	36,016.95	36,016.95	45,704.55	0.00	0.00	9,687.60
482 : TOTAL	0.00	0.00	36,016.95	45,704.55	45,704.55	45,704.55	36,016.95	36,016.95	45,704.55	0.00	0.00	9,687.60
512.01.02.01	0.00	0.00	699.45	699.45	699.45	699.45	699.45	699.45	699.45	0.00	0.00	0.00
519.01.90	0.00	0.00	100,000.00	100,000.00	100,000.00	100,000.00	100,000.00	100,000.00	100,000.00	0.00	0.00	100,000.00
531.01.01	0.00	0.00	95,454.78	94,382.51	94,382.51	94,382.51	95,454.78	95,454.78	94,382.51	1,072.27	0.00	0.00
532.01.00	239.00	0.00	1,920.00	1,914.70	1,914.70	1,914.70	1,920.00	2,159.00	1,914.70	244.30	0.00	0.00
532.04.01	0.00	0.00	3,584.02	3,584.02	3,584.02	3,584.02	3,584.02	3,584.02	3,584.02	0.00	0.00	0.00
532.06.00	0.00	0.00	342,429.85	342,429.85	342,429.85	342,429.85	342,429.85	342,429.85	342,429.85	0.00	0.00	0.00
532 : TOTAL	239.00	0.00	347,933.87	347,928.57	347,928.57	347,928.57	347,933.87	348,172.87	347,928.57	244.30	0.00	0.00
550.01.01.1	24,500.01	0.00	21,031.00	0.00	0.00	0.00	21,031.00	45,531.01	45,531.01	0.00	0.00	0.00

Symbol Cont	SOLD INITIAL		RUL. E CURENTE		RULAJE CUMULATE AN		TOTAL SUME		SOLD FINAL	
	DEBIT	CREDIT	DEBIT	CREDIT	DEBIT	CREDIT	DEBIT	CREDIT	DEBIT	CREDIT
551.00.00.40	0.00	0.00	1,440.00	0.00	1,440.00	0.00	1,440.00	0.00	1,440.00	0.00
552.00.00.1	6,700.19	0.00	6,951.71	13,651.71	6,951.71	13,651.71	13,651.90	13,651.71	0.19	0.00
560.01.01.1	0.00	0.00	7,803,263.47	0.00	7,803,263.47	0.00	7,803,263.47	0.00	7,803,263.47	0.00
560.01.01.10	0.00	0.00	21,398.46	0.00	21,398.46	0.00	21,398.46	0.00	21,398.46	0.00
560.01.01.12	0.00	0.00	764,328.29	0.00	764,328.29	0.00	764,328.29	0.00	764,328.29	0.00
560.01.01.13	0.00	0.00	2,454,937.26	0.00	2,454,937.26	0.00	2,454,937.26	0.00	2,454,937.26	0.00
560.01.01.14	0.00	0.00	123,032.00	0.00	123,032.00	0.00	123,032.00	0.00	123,032.00	0.00
<b>560.01.01.1 : TOTAL</b>	<b>0.00</b>	<b>0.00</b>	<b>11,166,959.48</b>	<b>0.00</b>	<b>11,166,959.48</b>	<b>0.00</b>	<b>11,166,959.48</b>	<b>0.00</b>	<b>11,166,959.48</b>	<b>0.00</b>
560.01.01.2	0.00	0.00	199,872.65	0.00	199,872.65	0.00	199,872.65	0.00	199,872.65	0.00
560.01.01.3	0.00	0.00	6,700.00	0.00	6,700.00	0.00	6,700.00	0.00	6,700.00	0.00
560.01.01.6	0.00	0.00	933.88	0.00	933.88	0.00	933.88	0.00	933.88	0.00
560.01.01.7	0.00	0.00	1,585,157.20	0.00	1,585,157.20	0.00	1,585,157.20	0.00	1,585,157.20	0.00
560.01.01.8	0.00	0.00	5,062.02	0.00	5,062.02	0.00	5,062.02	0.00	5,062.02	0.00
560.01.01.8.2	0.00	0.00	56,527.40	0.00	56,527.40	0.00	56,527.40	0.00	56,527.40	0.00
560.01.01.8.3	0.00	0.00	21,125.82	0.00	21,125.82	0.00	21,125.82	0.00	21,125.82	0.00
560.01.01.8.5	0.00	0.00	100,000.00	0.00	100,000.00	0.00	100,000.00	0.00	100,000.00	0.00
<b>560.01.01.8 : TOTAL</b>	<b>0.00</b>	<b>0.00</b>	<b>182,715.24</b>	<b>0.00</b>	<b>182,715.24</b>	<b>0.00</b>	<b>182,715.24</b>	<b>0.00</b>	<b>182,715.24</b>	<b>0.00</b>
560.01.01.9	0.00	0.00	123,212.08	0.00	123,212.08	0.00	123,212.08	0.00	123,212.08	0.00
<b>560.01.01 : TOTAL</b>	<b>0.00</b>	<b>0.00</b>	<b>13,265,550.53</b>	<b>0.00</b>	<b>13,265,550.53</b>	<b>0.00</b>	<b>13,265,550.53</b>	<b>0.00</b>	<b>13,265,550.53</b>	<b>0.00</b>
<b>560.01 : TOTAL</b>	<b>1,850,367.50</b>	<b>0.00</b>	<b>13,265,550.53</b>	<b>0.00</b>	<b>13,265,550.53</b>	<b>0.00</b>	<b>13,265,550.53</b>	<b>0.00</b>	<b>13,265,550.53</b>	<b>0.00</b>
<b>560 : TOTAL</b>	<b>1,850,367.50</b>	<b>0.00</b>	<b>13,265,550.53</b>	<b>0.00</b>	<b>13,265,550.53</b>	<b>0.00</b>	<b>13,265,550.53</b>	<b>0.00</b>	<b>13,265,550.53</b>	<b>0.00</b>
581.01.01	0.00	0.00	1,879.69	1,879.69	1,879.69	1,879.69	1,879.69	1,879.69	0.00	0.00
602.02.00.01	0.00	0.00	4,237.17	4,237.17	4,237.17	4,237.17	4,237.17	4,237.17	0.00	0.00
602.02.00.02	0.00	0.00	149.99	149.99	149.99	149.99	149.99	149.99	0.00	0.00
<b>602.02.00 : TOTAL</b>	<b>0.00</b>	<b>0.00</b>	<b>4,387.16</b>	<b>4,387.16</b>	<b>4,387.16</b>	<b>4,387.16</b>	<b>4,387.16</b>	<b>4,387.16</b>	<b>0.00</b>	<b>0.00</b>
<b>602.02 : TOTAL</b>	<b>0.00</b>	<b>0.00</b>	<b>4,387.16</b>	<b>4,387.16</b>	<b>4,387.16</b>	<b>4,387.16</b>	<b>4,387.16</b>	<b>4,387.16</b>	<b>0.00</b>	<b>0.00</b>
602.04.00.01	0.00	0.00	78,750.09	78,750.09	78,750.09	78,750.09	78,750.09	78,750.09	0.00	0.00
602.07.00.01	0.00	0.00	280,781.51	280,781.51	280,781.51	280,781.51	280,781.51	280,781.51	0.00	0.00
602.07.00.02	0.00	0.00	52,984.17	52,984.17	52,984.17	52,984.17	52,984.17	52,984.17	0.00	0.00
<b>602.07.00 : TOTAL</b>	<b>0.00</b>	<b>0.00</b>	<b>333,765.68</b>	<b>333,765.68</b>	<b>333,765.68</b>	<b>333,765.68</b>	<b>333,765.68</b>	<b>333,765.68</b>	<b>0.00</b>	<b>0.00</b>
<b>602.07 : TOTAL</b>	<b>0.00</b>	<b>0.00</b>	<b>333,765.68</b>	<b>333,765.68</b>	<b>333,765.68</b>	<b>333,765.68</b>	<b>333,765.68</b>	<b>333,765.68</b>	<b>0.00</b>	<b>0.00</b>
602.08.00.01	0.00	0.00	145,516.10	145,516.10	145,516.10	145,516.10	145,516.10	145,516.10	0.00	0.00
602.08.00.01.01	0.00	0.00	-5,065.18	-5,065.18	-5,065.18	-5,065.18	-5,065.18	-5,065.18	0.00	0.00
<b>602.08.00.01 : TOTAL</b>	<b>0.00</b>	<b>0.00</b>	<b>140,450.92</b>	<b>140,450.92</b>	<b>140,450.92</b>	<b>140,450.92</b>	<b>140,450.92</b>	<b>140,450.92</b>	<b>0.00</b>	<b>0.00</b>
602.08.00.02	0.00	0.00	24,830.59	24,830.59	24,830.59	24,830.59	24,830.59	24,830.59	0.00	0.00
<b>602.08.00 : TOTAL</b>	<b>0.00</b>	<b>0.00</b>	<b>165,281.51</b>	<b>165,281.51</b>	<b>165,281.51</b>	<b>165,281.51</b>	<b>165,281.51</b>	<b>165,281.51</b>	<b>0.00</b>	<b>0.00</b>
<b>602.08 : TOTAL</b>	<b>0.00</b>	<b>0.00</b>	<b>165,281.51</b>	<b>165,281.51</b>	<b>165,281.51</b>	<b>165,281.51</b>	<b>165,281.51</b>	<b>165,281.51</b>	<b>0.00</b>	<b>0.00</b>
602.09.00.03.01	0.00	0.00	521,720.35	521,720.35	521,720.35	521,720.35	521,720.35	521,720.35	0.00	0.00
602.09.00.03.03	0.00	0.00	622,729.15	622,729.15	622,729.15	622,729.15	622,729.15	622,729.15	0.00	0.00
602.09.00.03.04	0.00	0.00	77,422.34	77,422.34	77,422.34	77,422.34	77,422.34	77,422.34	0.00	0.00
602.09.00.03.06	0.00	0.00	50,978.06	50,978.06	50,978.06	50,978.06	50,978.06	50,978.06	0.00	0.00
602.09.00.04.01	0.00	0.00	182,513.70	182,513.70	182,513.70	182,513.70	182,513.70	182,513.70	0.00	0.00
602.09.00.04.02	0.00	0.00	2,668.40	2,668.40	2,668.40	2,668.40	2,668.40	2,668.40	0.00	0.00
602.09.00.05.01	0.00	0.00	9,504.80	9,504.80	9,504.80	9,504.80	9,504.80	9,504.80	0.00	0.00

Symbol Cont	SOLD INITIAL		RUL É CURENTE		RULAJE CUMULATE AN		TOTAL SUME		SOLD FINAL	
	DEBIT	CREDIT	DEBIT	CREDIT	DEBIT	CREDIT	DEBIT	CREDIT	DEBIT	CREDIT
602.09.00.06.01	0.00	0.00	61,425.56	61,425.56	61,425.56	61,425.56	61,425.56	61,425.56	0.00	0.00
602.09.00.06.02	0.00	0.00	5,046.08	5,046.08	5,046.08	5,046.08	5,046.08	5,046.08	0.00	0.00
602.09.00.06.04	0.00	0.00	4,101.06	4,101.06	4,101.06	4,101.06	4,101.06	4,101.06	0.00	0.00
<b>602.09.00 : TOTAL</b>	<b>0.00</b>	<b>0.00</b>	<b>1,538,109.50</b>	<b>1,538,109.50</b>	<b>1,538,109.50</b>	<b>1,538,109.50</b>	<b>1,538,109.50</b>	<b>1,538,109.50</b>	<b>0.00</b>	<b>0.00</b>
<b>602.09 : TOTAL</b>	<b>0.00</b>	<b>0.00</b>	<b>1,538,109.50</b>	<b>1,538,109.50</b>	<b>1,538,109.50</b>	<b>1,538,109.50</b>	<b>1,538,109.50</b>	<b>1,538,109.50</b>	<b>0.00</b>	<b>0.00</b>
<b>602 : TOTAL</b>	<b>0.00</b>	<b>0.00</b>	<b>2,120,293.94</b>	<b>2,120,293.94</b>	<b>2,120,293.94</b>	<b>2,120,293.94</b>	<b>2,120,293.94</b>	<b>2,120,293.94</b>	<b>0.00</b>	<b>0.00</b>
603.00.00.01	0.00	0.00	-0.11	-0.11	-0.11	-0.11	-0.11	-0.11	0.00	0.00
603.00.00.02	0.00	0.00	0.01	0.01	0.01	0.01	0.01	0.01	0.00	0.00
<b>603.00.00 : TOTAL</b>	<b>0.00</b>	<b>0.00</b>	<b>-0.10</b>	<b>-0.10</b>	<b>-0.10</b>	<b>-0.10</b>	<b>-0.10</b>	<b>-0.10</b>	<b>0.00</b>	<b>0.00</b>
<b>603.00 : TOTAL</b>	<b>0.00</b>	<b>0.00</b>	<b>-0.10</b>	<b>-0.10</b>	<b>-0.10</b>	<b>-0.10</b>	<b>-0.10</b>	<b>-0.10</b>	<b>0.00</b>	<b>0.00</b>
<b>603 : TOTAL</b>	<b>0.00</b>	<b>0.00</b>	<b>-0.10</b>	<b>-0.10</b>	<b>-0.10</b>	<b>-0.10</b>	<b>-0.10</b>	<b>-0.10</b>	<b>0.00</b>	<b>0.00</b>
610.00.00	0.00	0.00	363,378.12	363,378.12	363,378.12	363,378.12	363,378.12	363,378.12	0.00	0.00
611.00.00	0.00	0.00	57,678.30	57,678.30	57,678.30	57,678.30	57,678.30	57,678.30	0.00	0.00
613.00.00	0.00	0.00	4,526.46	4,526.46	4,526.46	4,526.46	4,526.46	4,526.46	0.00	0.00
623.00.00	0.00	0.00	110.50	110.50	110.50	110.50	110.50	110.50	0.00	0.00
624.01.00	0.00	0.00	300.00	300.00	300.00	300.00	300.00	300.00	0.00	0.00
624.01.00.01	0.00	0.00	19.27	19.27	19.27	19.27	19.27	19.27	0.00	0.00
<b>624.01.00 : TOTAL</b>	<b>0.00</b>	<b>0.00</b>	<b>319.27</b>	<b>319.27</b>	<b>319.27</b>	<b>319.27</b>	<b>319.27</b>	<b>319.27</b>	<b>0.00</b>	<b>0.00</b>
<b>624.01 : TOTAL</b>	<b>0.00</b>	<b>0.00</b>	<b>319.27</b>	<b>319.27</b>	<b>319.27</b>	<b>319.27</b>	<b>319.27</b>	<b>319.27</b>	<b>0.00</b>	<b>0.00</b>
624.02.00	0.00	0.00	313.82	313.82	313.82	313.82	313.82	313.82	0.00	0.00
<b>624 : TOTAL</b>	<b>0.00</b>	<b>0.00</b>	<b>633.09</b>	<b>633.09</b>	<b>633.09</b>	<b>633.09</b>	<b>633.09</b>	<b>633.09</b>	<b>0.00</b>	<b>0.00</b>
626.00.00	0.00	0.00	19,281.74	19,281.74	19,281.74	19,281.74	19,281.74	19,281.74	0.00	0.00
627.00.00	0.00	0.00	24.00	24.00	24.00	24.00	24.00	24.00	0.00	0.00
628.00.00	0.00	0.00	1,103,272.14	1,103,272.14	1,103,272.14	1,103,272.14	1,103,272.14	1,103,272.14	0.00	0.00
629.01.00	0.00	0.00	79,873.21	79,873.21	79,873.21	79,873.21	79,873.21	79,873.21	0.00	0.00
641.00.00.01	0.00	0.00	4,101,666.43	4,101,666.43	4,101,666.43	4,101,666.43	4,101,666.43	4,101,666.43	0.00	0.00
641.00.00.02	0.00	0.00	479,830.00	479,830.00	479,830.00	479,830.00	479,830.00	479,830.00	0.00	0.00
641.00.00.04	0.00	0.00	529,275.78	529,275.78	529,275.78	529,275.78	529,275.78	529,275.78	0.00	0.00
641.00.00.05	0.00	0.00	1,713,626.07	1,713,626.07	1,713,626.07	1,713,626.07	1,713,626.07	1,713,626.07	0.00	0.00
<b>641.00.00 : TOTAL</b>	<b>0.00</b>	<b>0.00</b>	<b>6,824,398.28</b>	<b>6,824,398.28</b>	<b>6,824,398.28</b>	<b>6,824,398.28</b>	<b>6,824,398.28</b>	<b>6,824,398.28</b>	<b>0.00</b>	<b>0.00</b>
<b>641.00 : TOTAL</b>	<b>0.00</b>	<b>0.00</b>	<b>6,824,398.28</b>	<b>6,824,398.28</b>	<b>6,824,398.28</b>	<b>6,824,398.28</b>	<b>6,824,398.28</b>	<b>6,824,398.28</b>	<b>0.00</b>	<b>0.00</b>
<b>641 : TOTAL</b>	<b>0.00</b>	<b>0.00</b>	<b>6,824,398.28</b>	<b>6,824,398.28</b>	<b>6,824,398.28</b>	<b>6,824,398.28</b>	<b>6,824,398.28</b>	<b>6,824,398.28</b>	<b>0.00</b>	<b>0.00</b>
642.00.00.01	0.00	0.00	170,813.13	170,813.13	170,813.13	170,813.13	170,813.13	170,813.13	0.00	0.00
642.00.00.02	0.00	0.00	27,259.89	27,259.89	27,259.89	27,259.89	27,259.89	27,259.89	0.00	0.00
642.00.00.04	0.00	0.00	20,651.64	20,651.64	20,651.64	20,651.64	20,651.64	20,651.64	0.00	0.00
642.00.00.05	0.00	0.00	123,705.19	123,705.19	123,705.19	123,705.19	123,705.19	123,705.19	0.00	0.00
<b>642.00.00 : TOTAL</b>	<b>0.00</b>	<b>0.00</b>	<b>342,429.85</b>	<b>342,429.85</b>	<b>342,429.85</b>	<b>342,429.85</b>	<b>342,429.85</b>	<b>342,429.85</b>	<b>0.00</b>	<b>0.00</b>
<b>642.00 : TOTAL</b>	<b>0.00</b>	<b>0.00</b>	<b>342,429.85</b>	<b>342,429.85</b>	<b>342,429.85</b>	<b>342,429.85</b>	<b>342,429.85</b>	<b>342,429.85</b>	<b>0.00</b>	<b>0.00</b>
645.01.00.01	0.00	0.00	856,813.00	856,813.00	856,813.00	856,813.00	856,813.00	856,813.00	0.00	0.00
645.01.00.02	0.00	0.00	100,208.00	100,208.00	100,208.00	100,208.00	100,208.00	100,208.00	0.00	0.00
645.01.00.04	0.00	0.00	110,074.00	110,074.00	110,074.00	110,074.00	110,074.00	110,074.00	0.00	0.00
645.01.00.05	0.00	0.00	272,477.00	272,477.00	272,477.00	272,477.00	272,477.00	272,477.00	0.00	0.00
<b>645.01.00 : TOTAL</b>	<b>0.00</b>	<b>0.00</b>	<b>1,339,572.00</b>	<b>1,339,572.00</b>	<b>1,339,572.00</b>	<b>1,339,572.00</b>	<b>1,339,572.00</b>	<b>1,339,572.00</b>	<b>0.00</b>	<b>0.00</b>
<b>645.01 : TOTAL</b>	<b>0.00</b>	<b>0.00</b>	<b>1,339,572.00</b>	<b>1,339,572.00</b>	<b>1,339,572.00</b>	<b>1,339,572.00</b>	<b>1,339,572.00</b>	<b>1,339,572.00</b>	<b>0.00</b>	<b>0.00</b>

Simbol Cont	SOLD INITIAL		RUL		E CURENTE		RULAJE CUMULATE AN		TOTAL SUME		SOLD FINAL	
	DEBIT	CREDIT	DEBIT	CREDIT	DEBIT	CREDIT	DEBIT	CREDIT	DEBIT	CREDIT	DEBIT	CREDIT
645.02.00.01	0.00	0.00	20,371.00	20,371.00	20,371.00	20,371.00	20,371.00	20,371.00	20,371.00	20,371.00	0.00	0.00
645.02.00.02	0.00	0.00	2,406.00	2,406.00	2,406.00	2,406.00	2,406.00	2,406.00	2,406.00	2,406.00	0.00	0.00
645.02.00.04	0.00	0.00	2,646.00	2,646.00	2,646.00	2,646.00	2,646.00	2,646.00	2,646.00	2,646.00	0.00	0.00
645.02.00.05	0.00	0.00	8,569.00	8,569.00	8,569.00	8,569.00	8,569.00	8,569.00	8,569.00	8,569.00	0.00	0.00
<b>645.02.00 : TOTAL</b>	<b>0.00</b>	<b>0.00</b>	<b>33,992.00</b>	<b>33,992.00</b>	<b>33,992.00</b>	<b>33,992.00</b>	<b>33,992.00</b>	<b>33,992.00</b>	<b>33,992.00</b>	<b>33,992.00</b>	<b>0.00</b>	<b>0.00</b>
<b>645.02 : TOTAL</b>	<b>0.00</b>	<b>0.00</b>	<b>33,992.00</b>	<b>33,992.00</b>	<b>33,992.00</b>	<b>33,992.00</b>	<b>33,992.00</b>	<b>33,992.00</b>	<b>33,992.00</b>	<b>33,992.00</b>	<b>0.00</b>	<b>0.00</b>
645.03.00.01	0.00	0.00	213,284.00	213,284.00	213,284.00	213,284.00	213,284.00	213,284.00	213,284.00	213,284.00	0.00	0.00
645.03.00.02	0.00	0.00	24,950.00	24,950.00	24,950.00	24,950.00	24,950.00	24,950.00	24,950.00	24,950.00	0.00	0.00
645.03.00.04	0.00	0.00	27,525.00	27,525.00	27,525.00	27,525.00	27,525.00	27,525.00	27,525.00	27,525.00	0.00	0.00
645.03.00.05	0.00	0.00	89,109.00	89,109.00	89,109.00	89,109.00	89,109.00	89,109.00	89,109.00	89,109.00	0.00	0.00
<b>645.03.00 : TOTAL</b>	<b>0.00</b>	<b>0.00</b>	<b>354,868.00</b>	<b>354,868.00</b>	<b>354,868.00</b>	<b>354,868.00</b>	<b>354,868.00</b>	<b>354,868.00</b>	<b>354,868.00</b>	<b>354,868.00</b>	<b>0.00</b>	<b>0.00</b>
<b>645.03 : TOTAL</b>	<b>0.00</b>	<b>0.00</b>	<b>354,868.00</b>	<b>354,868.00</b>	<b>354,868.00</b>	<b>354,868.00</b>	<b>354,868.00</b>	<b>354,868.00</b>	<b>354,868.00</b>	<b>354,868.00</b>	<b>0.00</b>	<b>0.00</b>
645.04.00.01	0.00	0.00	11,505.00	11,505.00	11,505.00	11,505.00	11,505.00	11,505.00	11,505.00	11,505.00	0.00	0.00
645.04.00.02	0.00	0.00	1,349.00	1,349.00	1,349.00	1,349.00	1,349.00	1,349.00	1,349.00	1,349.00	0.00	0.00
645.04.00.04	0.00	0.00	1,478.00	1,478.00	1,478.00	1,478.00	1,478.00	1,478.00	1,478.00	1,478.00	0.00	0.00
645.04.00.05	0.00	0.00	4,816.00	4,816.00	4,816.00	4,816.00	4,816.00	4,816.00	4,816.00	4,816.00	0.00	0.00
<b>645.04.00 : TOTAL</b>	<b>0.00</b>	<b>0.00</b>	<b>19,148.00</b>	<b>19,148.00</b>	<b>19,148.00</b>	<b>19,148.00</b>	<b>19,148.00</b>	<b>19,148.00</b>	<b>19,148.00</b>	<b>19,148.00</b>	<b>0.00</b>	<b>0.00</b>
<b>645.04 : TOTAL</b>	<b>0.00</b>	<b>0.00</b>	<b>19,148.00</b>	<b>19,148.00</b>	<b>19,148.00</b>	<b>19,148.00</b>	<b>19,148.00</b>	<b>19,148.00</b>	<b>19,148.00</b>	<b>19,148.00</b>	<b>0.00</b>	<b>0.00</b>
645.05.00.01	0.00	0.00	34,863.00	34,863.00	34,863.00	34,863.00	34,863.00	34,863.00	34,863.00	34,863.00	0.00	0.00
645.05.00.02	0.00	0.00	4,078.00	4,078.00	4,078.00	4,078.00	4,078.00	4,078.00	4,078.00	4,078.00	0.00	0.00
645.05.00.04	0.00	0.00	4,499.00	4,499.00	4,499.00	4,499.00	4,499.00	4,499.00	4,499.00	4,499.00	0.00	0.00
645.05.00.05	0.00	0.00	14,566.00	14,566.00	14,566.00	14,566.00	14,566.00	14,566.00	14,566.00	14,566.00	0.00	0.00
<b>645.05.00 : TOTAL</b>	<b>0.00</b>	<b>0.00</b>	<b>58,006.00</b>	<b>58,006.00</b>	<b>58,006.00</b>	<b>58,006.00</b>	<b>58,006.00</b>	<b>58,006.00</b>	<b>58,006.00</b>	<b>58,006.00</b>	<b>0.00</b>	<b>0.00</b>
<b>645.05 : TOTAL</b>	<b>0.00</b>	<b>0.00</b>	<b>58,006.00</b>	<b>58,006.00</b>	<b>58,006.00</b>	<b>58,006.00</b>	<b>58,006.00</b>	<b>58,006.00</b>	<b>58,006.00</b>	<b>58,006.00</b>	<b>0.00</b>	<b>0.00</b>
645 : TOTAL	0.00	0.00	1,805,586.00	1,805,586.00	1,805,586.00	1,805,586.00	1,805,586.00	1,805,586.00	1,805,586.00	1,805,586.00	0.00	0.00
665.00.00	0.00	0.00	707.74	707.74	707.74	707.74	707.74	707.74	707.74	707.74	0.00	0.00
679.00.00	0.00	0.00	344,190.00	344,190.00	344,190.00	344,190.00	344,190.00	344,190.00	344,190.00	344,190.00	0.00	0.00
681.01.00.1	0.00	0.00	153,179.55	153,179.55	153,179.55	153,179.55	153,179.55	153,179.55	153,179.55	153,179.55	0.00	0.00
681.01.00.2	0.00	0.00	569.80	569.80	569.80	569.80	569.80	569.80	569.80	569.80	0.00	0.00
<b>681.01.00 : TOTAL</b>	<b>0.00</b>	<b>0.00</b>	<b>153,749.35</b>	<b>153,749.35</b>	<b>153,749.35</b>	<b>153,749.35</b>	<b>153,749.35</b>	<b>153,749.35</b>	<b>153,749.35</b>	<b>153,749.35</b>	<b>0.00</b>	<b>0.00</b>
<b>681.01 : TOTAL</b>	<b>0.00</b>	<b>0.00</b>	<b>153,749.35</b>	<b>153,749.35</b>	<b>153,749.35</b>	<b>153,749.35</b>	<b>153,749.35</b>	<b>153,749.35</b>	<b>153,749.35</b>	<b>153,749.35</b>	<b>0.00</b>	<b>0.00</b>
750.00.00	0.00	0.00	1,980.00	1,980.00	1,980.00	1,980.00	1,980.00	1,980.00	1,980.00	1,980.00	0.00	0.00
751.01.00.1	0.00	0.00	7,654,474.25	7,654,474.25	7,654,474.25	7,654,474.25	7,654,474.25	7,654,474.25	7,654,474.25	7,654,474.25	0.00	0.00
751.01.00.10	0.00	0.00	15,270.00	15,270.00	15,270.00	15,270.00	15,270.00	15,270.00	15,270.00	15,270.00	0.00	0.00
<b>751.01.00.1 : TOTAL</b>	<b>0.00</b>	<b>0.00</b>	<b>7,669,744.25</b>	<b>7,669,744.25</b>	<b>7,669,744.25</b>	<b>7,669,744.25</b>	<b>7,669,744.25</b>	<b>7,669,744.25</b>	<b>7,669,744.25</b>	<b>7,669,744.25</b>	<b>0.00</b>	<b>0.00</b>
751.01.00.2	0.00	0.00	175,174.53	175,174.53	175,174.53	175,174.53	175,174.53	175,174.53	175,174.53	175,174.53	0.00	0.00
751.01.00.2.01	0.00	0.00	187,222.14	187,222.14	187,222.14	187,222.14	187,222.14	187,222.14	187,222.14	187,222.14	0.00	0.00
751.01.00.2.03	0.00	0.00	2,206.70	2,206.70	2,206.70	2,206.70	2,206.70	2,206.70	2,206.70	2,206.70	0.00	0.00
<b>751.01.00.2 : TOTAL</b>	<b>0.00</b>	<b>0.00</b>	<b>364,603.37</b>	<b>364,603.37</b>	<b>364,603.37</b>	<b>364,603.37</b>	<b>364,603.37</b>	<b>364,603.37</b>	<b>364,603.37</b>	<b>364,603.37</b>	<b>0.00</b>	<b>0.00</b>
751.01.00.6	0.00	0.00	765,306.29	765,306.29	765,306.29	765,306.29	765,306.29	765,306.29	765,306.29	765,306.29	0.00	0.00
751.01.00.7	0.00	0.00	1,435,066.80	1,435,066.80	1,435,066.80	1,435,066.80	1,435,066.80	1,435,066.80	1,435,066.80	1,435,066.80	0.00	0.00
751.01.00.8	0.00	0.00	2,527,611.26	2,527,611.26	2,527,611.26	2,527,611.26	2,527,611.26	2,527,611.26	2,527,611.26	2,527,611.26	0.00	0.00
751.01.00.9	0.00	0.00	238,609.88	238,609.88	238,609.88	238,609.88	238,609.88	238,609.88	238,609.88	238,609.88	0.00	0.00
<b>751.01.00 : TOTAL</b>	<b>0.00</b>	<b>0.00</b>	<b>13,000,941.85</b>	<b>13,000,941.85</b>	<b>13,000,941.85</b>	<b>13,000,941.85</b>	<b>13,000,941.85</b>	<b>13,000,941.85</b>	<b>13,000,941.85</b>	<b>13,000,941.85</b>	<b>0.00</b>	<b>0.00</b>

Simbol Cont	SOLD INITIAL		RUL E CURENTE		RULAJE CUMULATE AN		TOTAL SUME		SOLD FINAL	
	DEBIT	CREDIT	DEBIT	CREDIT	DEBIT	CREDIT	DEBIT	CREDIT	DEBIT	CREDIT
751.01 : TOTAL	0.00	0.00	13,000,941.85	13,000,941.85	13,000,941.85	13,000,941.85	13,000,941.85	13,000,941.85	0.00	0.00
751 : TOTAL	0.00	0.00	13,000,941.85	13,000,941.85	13,000,941.85	13,000,941.85	13,000,941.85	13,000,941.85	0.00	0.00
765.00.00	0.00	0.00	11.57	11.57	11.57	11.57	11.57	11.57	0.00	0.00
770.00.00.001	0.00	0.00	0.00	8,848,187.07	0.00	8,848,187.07	0.00	8,848,187.07	0.00	8,848,187.07
770.00.00.005	0.00	0.00	0.00	3,419,950.77	0.00	3,419,950.77	0.00	3,419,950.77	0.00	3,419,950.77
770.00.00.006	0.00	0.00	0.00	1,440.00	0.00	1,440.00	0.00	1,440.00	0.00	1,440.00
770.00.00 : TOTAL	0.00	0.00	0.00	12,269,577.84	0.00	12,269,577.84	0.00	12,269,577.84	0.00	12,269,577.84
770.00 : TOTAL	0.00	0.00	0.00	12,269,577.84	0.00	12,269,577.84	0.00	12,269,577.84	0.00	12,269,577.84
770 : TOTAL	0.00	0.00	0.00	12,269,577.84	0.00	12,269,577.84	0.00	12,269,577.84	0.00	12,269,577.84
772.02.00	0.00	0.00	1,440.00	1,440.00	1,440.00	1,440.00	1,440.00	1,440.00	0.00	0.00
779.00.00	0.00	0.00	239,778.82	239,778.82	239,778.82	239,778.82	239,778.82	239,778.82	0.00	0.00
779.00.01	0.00	0.00	28,038.18	28,038.18	28,038.18	28,038.18	28,038.18	28,038.18	0.00	0.00
779.00 : TOTAL	0.00	0.00	267,817.00	267,817.00	267,817.00	267,817.00	267,817.00	267,817.00	0.00	0.00
779 : TOTAL	0.00	0.00	267,817.00	267,817.00	267,817.00	267,817.00	267,817.00	267,817.00	0.00	0.00
TOTAL GENERAL	48,673,852.01	48,673,852.01	84,317,252.30	84,317,252.30	84,317,252.30	84,317,252.30	132,991,104.31	132,991,104.31	61,453,600.38	61,453,600.38

MANAGER  
DR. MURESAN VASILE



DIRECTOR FINANACIAR CONTABIL  
EC. ANCA MUNTEAN